

FRI 12 AUG 2022

Start Time 9:55

End Time 10:30

Men's Canoe Junior
Heats Run 1

Results

Rank	Bib No.	Name	Ctry	Time	Penalty Seconds	Total Time	Behind	
1	25	IVANECKY Jaromir	SVK	97.34	2	99.34		Q
2	26	CORNU Martin	FRA	96.92	4	100.92	+1.58	Q
3	23	MCDONALD Edward	GBR	99.72	2	101.72	+2.38	Q
4	13	VICENTE Marc	ESP	100.11	4	104.11	+4.77	Q
5	7	GALE Martin	SLO	100.15	4	104.15	+4.81	Q
6	5	URBAN Michal	CZE	96.73	8	104.73	+5.39	Q
7	4	IMAZ Markel	ESP	100.90	4	104.90	+5.56	Q
8	1	HOCEVAR Ziga Lin	SLO	99.01	6	105.01	+5.67	Q
9	19	KRAJCI Samuel	SVK	100.04	6	106.04	+6.70	Q
10	21	BROTIER Clement	FRA	102.26	4	106.26	+6.92	Q
11	27	MAILLEFER Quentin	FRA	102.51	4	106.51	+7.17	Q
12	18	KRATOCHVIL Lukas	CZE	98.57	10	108.57	+9.23	Q
13	3	MARCHEGIANO Simone	ITA	102.75	6	108.75	+9.41	Q
14	20	VETROVSKY Tomas	CZE	101.24	8	109.24	+9.90	Q
15	16	SHEVILL Sonny	GBR	105.32	4	109.32	+9.98	Q
16	2	BENGERI Roko	CRO	99.53	10	109.53	+10.19	
17	28	SACHERS Felix	GER	106.67	4	110.67	+11.33	
17	31	KSIAZEK Krzysztof	POL	106.67	4	110.67	+11.33	
19	10	SMITH Philip	GBR	97.76	18	115.76	+16.42	
20	34	BIERNAT Piotr	POL	112.63	6	118.63	+19.29	
21	14	TROJANSEK Matej	SLO	111.89	10	121.89	+22.55	
22	6	BORRMANN Ben	GER	117.83	8	125.83	+26.49	
23	9	MAIUTTO Elio	ITA	110.44	16	126.44	+27.10	
24	33	SOVKO Serhii	UKR	124.31	4	128.31	+28.97	
25	11	OLAR Matteo-Alexander	ROU	123.22	10	133.22	+33.88	
26	29	POLISHCHUK Bohdan	UKR	125.21	16	141.21	+41.87	
27	32	PUMPUTIS Visvaldas	LTU	139.20	16	155.20	+55.86	
28	15	KOMPANIIETS Denys	UKR	103.43	52	155.43	+56.09	
29	35	ZIMMERMANN Niels	GER	100.97	56	156.97	+57.63	
30	8	SPAGNOL Marino	ITA	103.54	54	157.54	+58.20	
31	12	SEGURA Alex	ESP	109.89	54	163.89	+64.55	
32	24	FEHLMANN Nicolas	SUI	106.27	58	164.27	+64.93	
33	30	SOWIZRAL Szymon	POL	113.06	52	165.06	+65.72	
34	22	GUTKNECHT Patrick	SUI	110.26	102	212.26	+112.92	
	17	STAFFEN David	SVK			DSQ		

Progression System: 1 to 15 to Semi-final, rest to Heats Run 2.

Legend:	No.	Number	Q	Qualified
DSQ		Disqualified for the run		

FRI 12 AUG 2022

Start Time 11:50

End Time 12:10

Men's Canoe Junior
Heats Run 2

Results

Rank	Bib No.	Name	Ctry	Time	Penalty Seconds	Total Time	Behind	
1	2	BENGERI Roko	CRO	96.62	0	96.62		Q
2	35	ZIMMERMANN Niels	GER	96.47	2	98.47	+1.85	Q
3	17	STAFFEN David	SVK	97.09	2	99.09	+2.47	Q
4	8	SPAGNOL Marino	ITA	102.03	0	102.03	+5.41	Q
5	6	BORRMANN Ben	GER	103.45	0	103.45	+6.83	Q
6	9	MAIUTTO Elio	ITA	103.94	2	105.94	+9.32	
7	31	KSIAZEK Krzysztof	POL	100.63	6	106.63	+10.01	
8	10	SMITH Philip	GBR	103.02	4	107.02	+10.40	
9	22	GUTKNECHT Patrick	SUI	105.10	6	111.10	+14.48	
10	28	SACHERS Felix	GER	110.25	2	112.25	+15.63	
11	15	KOMPANIIETS Denys	UKR	104.89	8	112.89	+16.27	
12	33	SOVKO Serhii	UKR	105.01	8	113.01	+16.39	
13	24	FEHLMANN Nicolas	SUI	109.92	4	113.92	+17.30	
14	14	TROJANSEK Matej	SLO	108.34	6	114.34	+17.72	
15	30	SOWIZRAL Szymon	POL	109.16	8	117.16	+20.54	
16	34	BIERNAT Piotr	POL	113.44	8	121.44	+24.82	
17	29	POLISHCHUK Bohdan	UKR	120.53	8	128.53	+31.91	
18	12	SEGURA Alex	ESP	110.29	52	162.29	+65.67	
19	11	OLAR Matteo-Alexander	ROU	133.00	62	195.00	+98.38	
20	32	PUMPUTIS Visvaldas	LTU	132.94	260	392.94	+296.32	

Progression System: 1 to 5 to Semi-final, rest eliminated.

Legend:

No. Number Q Qualified

SUN 14 AUG 2022

Start Time 9:40

End Time 10:10

Men's Canoe Junior
Semi-final

Results

Rank	Bib No.	Name	Ctry	Time	Penalty Seconds	Total Time	Behind	
1	19	KRAJCI Samuel	SVK	87.16	0	87.16		Q
2	5	URBAN Michal	CZE	87.45	0	87.45	+0.29	Q
3	25	IVANECKY Jaromir	SVK	90.71	0	90.71	+3.55	Q
4	18	KRATOCHVIL Lukas	CZE	87.62	4	91.62	+4.46	Q
5	20	VETROVSKY Tomas	CZE	91.70	0	91.70	+4.54	Q
6	4	IMAZ Markel	ESP	92.07	0	92.07	+4.91	Q
7	26	CORNU Martin	FRA	92.28	0	92.28	+5.12	Q
8	1	HOCEVAR Ziga Lin	SLO	88.96	4	92.96	+5.80	Q
9	23	MCDONALD Edward	GBR	94.23	0	94.23	+7.07	Q
10	13	VICENTE Marc	ESP	92.37	2	94.37	+7.21	Q
11	7	GALE Martin	SLO	92.88	2	94.88	+7.72	
12	6	BORRMANN Ben	GER	91.88	4	95.88	+8.72	
13	8	SPAGNOL Marino	ITA	92.76	4	96.76	+9.60	
14	3	MARCHEGIANO Simone	ITA	92.99	4	96.99	+9.83	
15	16	SHEVILL Sonny	GBR	93.07	4	97.07	+9.91	
16	21	BROTIER Clement	FRA	97.03	2	99.03	+11.87	
17	17	STAFFEN David	SVK	95.77	4	99.77	+12.61	
18	27	MAILLEFER Quentin	FRA	92.98	8	100.98	+13.82	
19	35	ZIMMERMANN Niels	GER	98.03	4	102.03	+14.87	
20	2	BENGERI Roko	CRO	90.53	54	144.53	+57.37	

Progression System: 1 to 10 to Final, rest eliminated.

Legend:

No. Number **Q** Qualified

SUN 14 AUG 2022

Start Time 12:20

End Time 12:39

Men's Canoe Junior
Final

Results

Rank	Bib No.	Name	Ctry	Time	Penalty Seconds	Total Time	Behind
1	19	KRAJCI Samuel	SVK	90.31	0	90.31	
2	1	HOCEVAR Ziga Lin	SLO	87.58	4	91.58	+1.27
3	4	IMAZ Markel	ESP	90.42	2	92.42	+2.11
4	5	URBAN Michal	CZE	88.68	4	92.68	+2.37
5	18	KRATOCHVIL Lukas	CZE	87.08	6	93.08	+2.77
6	25	IVANECKY Jaromir	SVK	91.77	2	93.77	+3.46
7	13	VICENTE Marc	ESP	90.58	4	94.58	+4.27
8	20	VETROVSKY Tomas	CZE	93.78	2	95.78	+5.47
9	23	MCDONALD Edward	GBR	90.64	8	98.64	+8.33
10	26	CORNU Martin	FRA	89.56	52	141.56	+51.25

Legend:
No. Number

FRI 12 AUG 2022

Start Time 9:59

End Time 12:39

Men's Canoe Junior

Final Results List

Rank	Bib No.	Name	Ctry	Time	Penalty Seconds	Total Time	Behind
Final							
1	19	KRAJCI Samuel	SVK	90.31	0	90.31	
2	1	HOCEVAR Ziga Lin	SLO	87.58	4	91.58	+1.27
3	4	IMAZ Markel	ESP	90.42	2	92.42	+2.11
4	5	URBAN Michal	CZE	88.68	4	92.68	+2.37
5	18	KRATOCHVIL Lukas	CZE	87.08	6	93.08	+2.77
6	25	IVANECKY Jaromir	SVK	91.77	2	93.77	+3.46
7	13	VICENTE Marc	ESP	90.58	4	94.58	+4.27
8	20	VETROVSKY Tomas	CZE	93.78	2	95.78	+5.47
9	23	MCDONALD Edward	GBR	90.64	8	98.64	+8.33
10	26	CORNU Martin	FRA	89.56	52	141.56	+51.25
Semi-Final							
11	7	GALE Martin	SLO	92.88	2	94.88	+7.72
12	6	BORRMANN Ben	GER	91.88	4	95.88	+8.72
13	8	SPAGNOL Marino	ITA	92.76	4	96.76	+9.60
14	3	MARCHEGIANO Simone	ITA	92.99	4	96.99	+9.83
15	16	SHEVILL Sonny	GBR	93.07	4	97.07	+9.91
16	21	BROTIER Clement	FRA	97.03	2	99.03	+11.87
17	17	STAFFEN David	SVK	95.77	4	99.77	+12.61
18	27	MAILLEFER Quentin	FRA	92.98	8	100.98	+13.82
19	35	ZIMMERMANN Niels	GER	98.03	4	102.03	+14.87
20	2	BENGERI Roko	CRO	90.53	54	144.53	+57.37
Heats							
21	9	MAIUTTO Elio	ITA	103.94	2	105.94	+9.32
22	31	KSIAZEK Krzysztof	POL	100.63	6	106.63	+10.01
23	10	SMITH Philip	GBR	103.02	4	107.02	+10.40
24	22	GUTKNECHT Patrick	SUI	105.10	6	111.10	+14.48
25	28	SACHERS Felix	GER	110.25	2	112.25	+15.63
26	15	KOMPANIETS Denys	UKR	104.89	8	112.89	+16.27
27	33	SOVKO Serhii	UKR	105.01	8	113.01	+16.39
28	24	FEHLMANN Nicolas	SUI	109.92	4	113.92	+17.30
29	14	TROJANSEK Matej	SLO	108.34	6	114.34	+17.72
30	30	SOWIZRAL Szymon	POL	109.16	8	117.16	+20.54
31	34	BIERNAT Piotr	POL	113.44	8	121.44	+24.82
32	29	POLISHCHUK Bohdan	UKR	120.53	8	128.53	+31.91
33	12	SEGURA Alex	ESP	110.29	52	162.29	+65.67
34	11	OLAR Matteo-Alexander	ROU	133.00	62	195.00	+98.38
35	32	PUMPUTIS Visvaldas	LTU	132.94	260	392.94	+296.32

Legend:
No. Number

FRI 12 AUG 2022

Start Time 8:45

End Time 9:13

Men's Canoe Under 23
Heats Run 1

Results

Rank	Bib No.	Name	Ctry	Time	Penalty Seconds	Total Time	Behind	
1	1	TRAVE Miquel	ESP	88.45	2	90.45		Q
2	4	TUCHSCHERER Lennard	GER	91.33	0	91.33	+0.88	Q
3	12	KETTLE James	GBR	91.65	2	93.65	+3.20	Q
4	5	BERNARDET Jules	FRA	88.19	6	94.19	+3.74	Q
4	17	JAVORNIK Jus	SLO	94.19	0	94.19	+3.74	Q
6	13	KRATOCHVIL Martin	CZE	94.42	0	94.42	+3.97	Q
7	14	KRAL Adam	CZE	93.91	2	95.91	+5.46	Q
8	6	DEBLIQUY Mewen	FRA	92.34	4	96.34	+5.89	Q
9	9	POLENCIC Nejc	SLO	96.67	0	96.67	+6.22	Q
10	2	HEGER Vojtech	CZE	92.73	4	96.73	+6.28	Q
11	3	SZTUBA Kacper	POL	92.88	4	96.88	+6.43	Q
12	15	MACUS Ludovit	SVK	97.20	0	97.20	+6.75	Q
13	21	DIESKA Juraj	SVK	98.38	0	98.38	+7.93	Q
14	23	NOWOBILSKI Szymon	POL	97.02	2	99.02	+8.57	Q
15	11	KIES Benjamin	GER	95.97	4	99.97	+9.52	Q
16	8	LINKSTED Peter	GBR	96.09	4	100.09	+9.64	
17	7	MICOZZI Flavio	ITA	96.16	4	100.16	+9.71	
18	22	ROZENTALS Kurts	GBR	98.22	2	100.22	+9.77	
19	20	SENECHAULT Yohann	FRA	94.79	6	100.79	+10.34	
20	24	MENGOLI Nicola	ITA	95.25	6	101.25	+10.80	
21	10	PEREZ Daniel	ESP	96.58	6	102.58	+12.13	
22	18	BARZON Martino	ITA	96.92	6	102.92	+12.47	
23	27	JANOVCIK Adam	SVK	97.03	6	103.03	+12.58	
24	26	SZYMANEK Konrad	POL	101.59	4	105.59	+15.14	
25	16	BURGOS David	ESP	108.53	2	110.53	+20.08	
26	25	JEKLIN Andrej	SLO	110.97	6	116.97	+26.52	
27	28	FEDORENKO Oleksandr	UKR	113.13	14	127.13	+36.68	
28	19	LINDOLF Julian	GER	99.72	58	157.72	+67.27	

Progression System: 1 to 15 to Semi-final, rest to Heats Run 2.

Legend:

No. Number **Q** Qualified

FRI 12 AUG 2022

Start Time 11:10

End Time 11:24

Men's Canoe Under 23
Heats Run 2

Results

Rank	Bib No.	Name	Ctry	Time	Penalty Seconds	Total Time	Behind	
1	18	BARZON Martino	ITA	94.80	0	94.80		Q
2	8	LINKSTED Peter	GBR	95.18	0	95.18	+0.38	Q
3	20	SENECHAULT Yohann	FRA	95.89	2	97.89	+3.09	Q
4	22	ROZENTALS Kurts	GBR	97.44	2	99.44	+4.64	Q
5	10	PEREZ Daniel	ESP	98.54	2	100.54	+5.74	Q
6	19	LINDOLF Julian	GER	98.03	4	102.03	+7.23	
7	7	MICOZZI Flavio	ITA	98.47	6	104.47	+9.67	
8	26	SZYMANEK Konrad	POL	96.54	8	104.54	+9.74	
9	27	JANOVCIK Adam	SVK	97.47	12	109.47	+14.67	
10	16	BURGOS David	ESP	108.34	2	110.34	+15.54	
11	25	JEKLIN Andrej	SLO	112.95	6	118.95	+24.15	
12	28	FEDORENKO Oleksandr	UKR	125.60	8	133.60	+38.80	
13	24	MENGOLI Nicola	ITA	104.48	64	168.48	+73.68	

Progression System: 1 to 5 to Semi-final, rest eliminated.

Legend:

No. Number **Q** Qualified

SUN 14 AUG 2022

Start Time 8:30

End Time 9:00

Men's Canoe Under 23
Semi-final

Results

Rank	Bib No.	Name	Ctry	Time	Penalty Seconds	Total Time	Behind	
1	4	TUCHSCHERER Lennard	GER	84.69	0	84.69		Q
2	3	SZTUBA Kacper	POL	85.75	0	85.75	+1.06	Q
3	6	DEBLIQUY Mewen	FRA	85.98	0	85.98	+1.29	Q
4	9	POLENCIC Nejc	SLO	84.07	2	86.07	+1.38	Q
5	5	BERNARDET Jules	FRA	86.08	0	86.08	+1.39	Q
6	1	TRAVE Miquel	ESP	84.50	2	86.50	+1.81	Q
7	2	HEGER Vojtech	CZE	85.38	2	87.38	+2.69	Q
8	22	ROZENTALS Kurts	GBR	88.12	0	88.12	+3.43	Q
9	14	KRAL Adam	CZE	88.13	0	88.13	+3.44	Q
10	13	KRATOCHVIL Martin	CZE	86.99	2	88.99	+4.30	Q
11	18	BARZON Martino	ITA	87.15	2	89.15	+4.46	
12	15	MACUS Ludovit	SVK	89.24	0	89.24	+4.55	
13	20	SENECHAULT Yohann	FRA	86.06	4	90.06	+5.37	
14	21	DIESKA Juraj	SVK	88.12	2	90.12	+5.43	
15	23	NOWOBILSKI Szymon	POL	86.28	4	90.28	+5.59	
16	12	KETTLE James	GBR	88.74	2	90.74	+6.05	
17	17	JAVORNIK Jus	SLO	88.34	4	92.34	+7.65	
18	11	KIES Benjamin	GER	91.01	2	93.01	+8.32	
19	8	LINKSTED Peter	GBR	89.20	4	93.20	+8.51	
20	10	PEREZ Daniel	ESP	93.38	0	93.38	+8.69	

Progression System: 1 to 10 to Final, rest eliminated.

Legend:

No. Number **Q** Qualified

SUN 14 AUG 2022

Start Time 11:30

End Time 11:49

Men's Canoe Under 23
Final

Results

Rank	Bib No.	Name	Ctry	Time	Penalty Seconds	Total Time	Behind
1	2	HEGER Vojtech	CZE	82.83	0	82.83	
2	6	DEBLIQUY Mewen	FRA	81.31	2	83.31	+0.48
3	4	TUCHSCHERER Lennard	GER	84.13	0	84.13	+1.30
4	1	TRAVE Miquel	ESP	84.51	0	84.51	+1.68
5	14	KRAL Adam	CZE	85.52	2	87.52	+4.69
6	3	SZTUBA Kacper	POL	84.37	4	88.37	+5.54
7	22	ROZENTALS Kurts	GBR	88.07	2	90.07	+7.24
8	5	BERNARDET Jules	FRA	89.56	6	95.56	+12.73
9	13	KRATOCHVIL Martin	CZE	93.57	4	97.57	+14.74
10	9	POLENCIC Nejc	SLO	87.76	158	245.76	+162.93

Legend:
No. Number

FRI 12 AUG 2022

Start Time 8:45

End Time 11:49

Men's Canoe Under 23

Final Results List

Rank	Bib No.	Name	Ctry	Time	Penalty Seconds	Total Time	Behind
Final							
1	2	HEGER Vojtech	CZE	82.83	0	82.83	
2	6	DEBLIQUY Mewen	FRA	81.31	2	83.31	+0.48
3	4	TUCHSCHERER Lennard	GER	84.13	0	84.13	+1.30
4	1	TRAVE Miquel	ESP	84.51	0	84.51	+1.68
5	14	KRAL Adam	CZE	85.52	2	87.52	+4.69
6	3	SZTUBA Kacper	POL	84.37	4	88.37	+5.54
7	22	ROZENTALS Kurts	GBR	88.07	2	90.07	+7.24
8	5	BERNARDET Jules	FRA	89.56	6	95.56	+12.73
9	13	KRATOCHVIL Martin	CZE	93.57	4	97.57	+14.74
10	9	POLENCIC Nejc	SLO	87.76	158	245.76	+162.93
Semi-Final							
11	18	BARZON Martino	ITA	87.15	2	89.15	+4.46
12	15	MACUS Ludovit	SVK	89.24	0	89.24	+4.55
13	20	SENECHAULT Yohann	FRA	86.06	4	90.06	+5.37
14	21	DIESKA Juraj	SVK	88.12	2	90.12	+5.43
15	23	NOWOBILSKI Szymon	POL	86.28	4	90.28	+5.59
16	12	KETTLE James	GBR	88.74	2	90.74	+6.05
17	17	JAVORNIK Jus	SLO	88.34	4	92.34	+7.65
18	11	KIES Benjamin	GER	91.01	2	93.01	+8.32
19	8	LINKSTED Peter	GBR	89.20	4	93.20	+8.51
20	10	PEREZ Daniel	ESP	93.38	0	93.38	+8.69
Heats							
21	19	LINDOLF Julian	GER	98.03	4	102.03	+7.23
22	7	MICOZZI Flavio	ITA	98.47	6	104.47	+9.67
23	26	SZYMANEK Konrad	POL	96.54	8	104.54	+9.74
24	27	JANOVCIK Adam	SVK	97.47	12	109.47	+14.67
25	16	BURGOS David	ESP	108.34	2	110.34	+15.54
26	25	JEKLIN Andrej	SLO	112.95	6	118.95	+24.15
27	28	FEDORENKO Oleksandr	UKR	125.60	8	133.60	+38.80
28	24	MENGOLI Nicola	ITA	104.48	64	168.48	+73.68

Legend:
No. Number

THU 11 AUG 2022

Start Time 10:40

End Time 11:35

Men's Kayak Junior
Heats Run 1

Results

Rank	Bib No.	Name	Ctry	Time	Penalty Seconds	Total Time	Behind	
1	1	CASTRYCK Titouan	FRA	87.96	2	89.96		Q
2	15	VENC Stepan	CZE	91.10	2	93.10	+3.14	Q
3	14	NOVAK Matyas	CZE	88.20	6	94.20	+4.24	Q
4	2	PETRUSHEV Angel	MKD	94.51	2	96.51	+6.55	Q
5	29	ZOBEC URBANCIC Atej	SLO	96.87	0	96.87	+6.91	Q
6	27	RUMANSKY Richard	SVK	95.81	2	97.81	+7.85	Q
7	31	MONASSE Hugo	FRA	94.15	4	98.15	+8.19	Q
8	7	MACUS Ondrej	SVK	92.56	6	98.56	+8.60	Q
9	18	SEMERAD Adam	CZE	95.20	4	99.20	+9.24	Q
10	4	STANKO Filip	SVK	91.34	8	99.34	+9.38	Q
11	35	FEHLMANN Nicolas	SUI	96.22	4	100.22	+10.26	Q
12	17	LEAVER Sam	GBR	94.75	6	100.75	+10.79	Q
13	6	PISTONI Michele	ITA	95.22	6	101.22	+11.26	Q
14	38	ESTANGUET Lukas	FRA	103.79	0	103.79	+13.83	Q
15	28	KONRAD Marten	GER	100.13	4	104.13	+14.17	Q
16	9	PREISL Paul	AUT	99.06	6	105.06	+15.10	Q
17	33	REGIEC Wiktor	POL	97.34	8	105.34	+15.38	Q
18	30	GUTKNECHT Patrick	SUI	100.81	6	106.81	+16.85	Q
19	41	KOSCIUKIEWICZ Marcin	POL	103.39	6	109.39	+19.43	Q
20	3	BENGERI Roko	CRO	100.20	10	110.20	+20.24	Q
21	5	KREMSLEHNER Moritz	AUT	104.65	6	110.65	+20.69	
22	42	ARRUABARRENA Javier	ESP	103.19	8	111.19	+21.23	
23	34	RIBARSKI Stefan	MKD	105.48	6	111.48	+21.52	
24	45	POLISHCHUK Bohdan	UKR	105.13	10	115.13	+25.17	
25	8	SOVKO Serhii	UKR	105.19	12	117.19	+27.23	
26	39	FARRAN Miquel	ESP	109.87	8	117.87	+27.91	
27	20	MANIET Mathys	BEL	117.47	8	125.47	+35.51	
28	16	FERRAZZI Xabier	ITA	90.26	54	144.26	+54.30	
29	32	MCDONALD Edward	GBR	95.07	50	145.07	+55.11	
30	10	HOCEVAR Ziga Lin	SLO	91.67	54	145.67	+55.71	
31	25	GRIMANDI Gabriele	ITA	93.17	54	147.17	+57.21	
32	51	RADOJKOVIC Petar	SRB	131.77	16	147.77	+57.81	
33	22	KOZMA Patrick	ROU	130.03	18	148.03	+58.07	
34	24	STANZEL Christian	GER	94.54	54	148.54	+58.58	
35	50	NEDELJKOVIC Milutin	SRB	136.88	12	148.88	+58.92	
36	37	PIPREK Jan	POL	96.82	54	150.82	+60.86	
37	44	WYLLIE Oscar	GBR	93.09	58	151.09	+61.13	
38	26	DIETZ Enrico	GER	98.92	54	152.92	+62.96	
39	11	CONTRERAS Manel	ESP	98.07	58	156.07	+66.11	
40	40	ZEITLHOFER Simon	AUT	101.88	56	157.88	+67.92	
41	46	BELIEN Beer	NED	158.35	12	170.35	+80.39	
42	43	IGNATOV Koce	MKD	113.72	58	171.72	+81.76	
43	21	PRANSKUNAS Vejas	LTU	116.05	58	174.05	+84.09	
44	19	JEKLIN Rene	SLO	97.35	104	201.35	+111.39	
45	23	BAZIC Vuk	SRB	113.23	104	217.23	+127.27	
46	13	OLAR Matteo-Alexander	ROU	124.43	110	234.43	+144.47	
47	48	SCHRAM Rob	NED	194.54	58	252.54	+162.58	
48	12	IVCHENKO Artem	UKR	148.61	112	260.61	+170.65	
49	36	DRAZDAUSKAS Augustas	LTU	167.21	106	273.21	+183.25	
50	47	CORODAN Dan Ionut	ROU	254.67	114	368.67	+278.71	
	49	PANTAZIS Nikolaos	GRE			DSQ		

THU 11 AUG 2022

Start Time 10:40

End Time 11:35

Men's Kayak Junior
Heats Run 1

Results

Progression System: 1 to 20 to Semi-final, rest to Heats Run 2.

Legend:

DSQ	Disqualified for the run	No.	Number	Q	Qualified
------------	--------------------------	------------	--------	----------	-----------

THU 11 AUG 2022

Start Time 13:30

End Time 14:01

Men's Kayak Junior
Heats Run 2

Results

Rank	Bib No.	Name	Ctry	Time	Penalty Seconds	Total Time	Behind	
1	16	FERRAZZI Xabier	ITA	89.75	2	91.75		Q
2	10	HOCEVAR Ziga Lin	SLO	90.08	4	94.08	+2.33	Q
3	26	DIETZ Enrico	GER	92.40	2	94.40	+2.65	Q
4	25	GRIMANDI Gabriele	ITA	91.13	4	95.13	+3.38	Q
5	37	PIPREK Jan	POL	93.03	4	97.03	+5.28	Q
6	11	CONTRERAS Manel	ESP	94.11	4	98.11	+6.36	Q
7	32	MCDONALD Edward	GBR	97.59	2	99.59	+7.84	Q
8	44	WYLLIE Oscar	GBR	98.72	2	100.72	+8.97	Q
9	8	SOVKO Serhii	UKR	99.72	2	101.72	+9.97	Q
10	39	FARRAN Miquel	ESP	98.42	6	104.42	+12.67	Q
11	23	BAZIC Vuk	SRB	105.06	2	107.06	+15.31	
12	12	IVCHENKO Artem	UKR	101.32	10	111.32	+19.57	
13	34	RIBARSKI Stefan	MKD	104.03	8	112.03	+20.28	
14	13	OLAR Matteo-Alexander	ROU	112.59	6	118.59	+26.84	
15	21	PRANSKUNAS Vejas	LTU	112.21	12	124.21	+32.46	
16	50	NEDELJKOVIC Milutin	SRB	122.61	14	136.61	+44.86	
17	51	RADOJKOVIC Petar	SRB	132.35	6	138.35	+46.60	
18	43	IGNATOV Koce	MKD	128.83	10	138.83	+47.08	
19	22	KOZMA Patrick	ROU	126.34	14	140.34	+48.59	
20	24	STANZEL Christian	GER	90.70	52	142.70	+50.95	
21	40	ZEITLHOFER Simon	AUT	98.24	50	148.24	+56.49	
22	19	JEKLIN Rene	SLO	99.16	50	149.16	+57.41	
23	42	ARRUABARRENA Javier	ESP	97.57	52	149.57	+57.82	
24	20	MANIET Mathys	BEL	96.77	56	152.77	+61.02	
25	36	DRAZDAUSKAS Augustas	LTU	139.55	14	153.55	+61.80	
26	46	BELIEN Beer	NED	145.23	18	163.23	+71.48	
27	45	POLISHCHUK Bohdan	UKR	105.68	62	167.68	+75.93	
28	5	KREMSLEHNER Moritz	AUT	101.82	102	203.82	+112.07	
29	49	PANTAZIS Nikolaos	GRE	137.53	106	243.53	+151.78	
30	47	CORODAN Dan Ionut	ROU	255.30	72	327.30	+235.55	
31	48	SCHRAM Rob	NED	183.17	168	351.17	+259.42	

Progression System: 1 to 10 to Semi-final, rest eliminated.

Legend:

No. Number **Q** Qualified

SAT 13 AUG 2022

Start Time 9:55

End Time 10:40

Men's Kayak Junior
Semi-final

Results

Rank	Bib No.	Name	Ctry	Time	Penalty Seconds	Total Time	Behind	
1	2	PETRUSHEV Angel	MKD	81.82	0	81.82		Q
2	16	FERRAZZI Xabier	ITA	83.33	0	83.33	+1.51	Q
3	18	SEMERAD Adam	CZE	83.71	0	83.71	+1.89	Q
4	14	NOVAK Matyas	CZE	83.79	0	83.79	+1.97	Q
5	1	CASTRYCK Titouan	FRA	81.90	2	83.90	+2.08	Q
6	7	MACUS Ondrej	SVK	83.79	2	85.79	+3.97	Q
7	38	ESTANGUET Lukas	FRA	84.53	2	86.53	+4.71	Q
8	10	HOCEVAR Ziga Lin	SLO	85.12	2	87.12	+5.30	Q
9	28	KONRAD Marten	GER	85.40	2	87.40	+5.58	Q
10	9	PREISL Paul	AUT	87.46	0	87.46	+5.64	Q
11	27	RUMANSKY Richard	SVK	83.96	4	87.96	+6.14	Q
12	15	VENC Stepan	CZE	86.23	2	88.23	+6.41	Q
13	32	MCDONALD Edward	GBR	86.84	2	88.84	+7.02	Q
14	3	BENGERI Roko	CRO	85.09	4	89.09	+7.27	Q
15	26	DIETZ Enrico	GER	89.14	0	89.14	+7.32	Q
16	25	GRIMANDI Gabriele	ITA	87.94	2	89.94	+8.12	
17	29	ZOBEC URBANCIC Atej	SLO	90.71	0	90.71	+8.89	
18	11	CONTRERAS Manel	ESP	87.74	6	93.74	+11.92	
19	44	WYLLIE Oscar	GBR	88.30	6	94.30	+12.48	
20	6	PISTONI Michele	ITA	90.65	4	94.65	+12.83	
21	41	KOSCIUKIEWICZ Marcin	POL	91.46	4	95.46	+13.64	
22	35	FEHLMANN Nicolas	SUI	94.07	2	96.07	+14.25	
23	4	STANKO Filip	SVK	90.40	6	96.40	+14.58	
24	39	FARRAN Miquel	ESP	92.58	4	96.58	+14.76	
25	8	SOVKO Serhii	UKR	87.56	10	97.56	+15.74	
26	30	GUTKNECHT Patrick	SUI	96.66	4	100.66	+18.84	
27	33	REGIEC Wiktor	POL	92.90	8	100.90	+19.08	
28	17	LEAVER Sam	GBR	84.42	50	134.42	+52.60	
29	31	MONASSE Hugo	FRA	86.69	52	138.69	+56.87	
30	37	PIPREK Jan	POL	86.13	56	142.13	+60.31	

Progression System: 1 to 15 to Final, rest eliminated.

Legend:

No. Number **Q** Qualified

SAT 13 AUG 2022

Start Time 13:30

End Time 13:59

Men's Kayak Junior
Final

Results

Rank	Bib No.	Name	Ctry	Time	Penalty Seconds	Total Time	Behind
1	1	CASTRYCK Titouan	FRA	79.47	2	81.47	
2	10	HOCEVAR Ziga Lin	SLO	82.26	0	82.26	+0.79
3	27	RUMANSKY Richard	SVK	82.88	0	82.88	+1.41
4	2	PETRUSHEV Angel	MKD	83.77	0	83.77	+2.30
5	28	KONRAD Marten	GER	83.18	2	85.18	+3.71
6	7	MACUS Ondrej	SVK	84.87	2	86.87	+5.40
7	9	PREISL Paul	AUT	85.63	2	87.63	+6.16
8	15	VENC Stepan	CZE	83.75	4	87.75	+6.28
9	18	SEMERAD Adam	CZE	83.82	4	87.82	+6.35
10	26	DIETZ Enrico	GER	83.83	4	87.83	+6.36
11	14	NOVAK Matyas	CZE	81.64	8	89.64	+8.17
12	32	MCDONALD Edward	GBR	86.43	4	90.43	+8.96
13	16	FERRAZZI Xabier	ITA	84.41	10	94.41	+12.94
14	38	ESTANGUET Lukas	FRA	83.55	52	135.55	+54.08
15	3	BENGERI Roko	CRO	83.67	52	135.67	+54.20

Legend:
No. Number

THU 11 AUG 2022

Start Time 10:40

End Time 13:59

Men's Kayak Junior

Final Results List

Rank	Bib No.	Name	Ctry	Time	Penalty Seconds	Total Time	Behind
Final							
1	1	CASTRYCK Titouan	FRA	79.47	2	81.47	
2	10	HOCEVAR Ziga Lin	SLO	82.26	0	82.26	+0.79
3	27	RUMANSKY Richard	SVK	82.88	0	82.88	+1.41
4	2	PETRUSHEV Angel	MKD	83.77	0	83.77	+2.30
5	28	KONRAD Marten	GER	83.18	2	85.18	+3.71
6	7	MACUS Ondrej	SVK	84.87	2	86.87	+5.40
7	9	PREISL Paul	AUT	85.63	2	87.63	+6.16
8	15	VENC Stepan	CZE	83.75	4	87.75	+6.28
9	18	SEMERAD Adam	CZE	83.82	4	87.82	+6.35
10	26	DIETZ Enrico	GER	83.83	4	87.83	+6.36
11	14	NOVAK Matyas	CZE	81.64	8	89.64	+8.17
12	32	MCDONALD Edward	GBR	86.43	4	90.43	+8.96
13	16	FERRAZZI Xabier	ITA	84.41	10	94.41	+12.94
14	38	ESTANGUET Lukas	FRA	83.55	52	135.55	+54.08
15	3	BENGERI Roko	CRO	83.67	52	135.67	+54.20
Semi-Final							
16	25	GRIMANDI Gabriele	ITA	87.94	2	89.94	+8.12
17	29	ZOBEC URBANCIC Atej	SLO	90.71	0	90.71	+8.89
18	11	CONTRERAS Manel	ESP	87.74	6	93.74	+11.92
19	44	WYLLIE Oscar	GBR	88.30	6	94.30	+12.48
20	6	PISTONI Michele	ITA	90.65	4	94.65	+12.83
21	41	KOSCIUKIEWICZ Marcin	POL	91.46	4	95.46	+13.64
22	35	FEHLMANN Nicolas	SUI	94.07	2	96.07	+14.25
23	4	STANKO Filip	SVK	90.40	6	96.40	+14.58
24	39	FARRAN Miquel	ESP	92.58	4	96.58	+14.76
25	8	SOVKO Serhii	UKR	87.56	10	97.56	+15.74
26	30	GUTKNECHT Patrick	SUI	96.66	4	100.66	+18.84
27	33	REGIEC Wiktor	POL	92.90	8	100.90	+19.08
28	17	LEAVER Sam	GBR	84.42	50	134.42	+52.60
29	31	MONASSE Hugo	FRA	86.69	52	138.69	+56.87
30	37	PIPREK Jan	POL	86.13	56	142.13	+60.31
Heats							
31	23	BAZIC Vuk	SRB	105.06	2	107.06	+15.31
32	12	IVCHENKO Artem	UKR	101.32	10	111.32	+19.57
33	34	RIBARSKI Stefan	MKD	104.03	8	112.03	+20.28
34	13	OLAR Matteo-Alexander	ROU	112.59	6	118.59	+26.84
35	21	PRANSKUNAS Vejas	LTU	112.21	12	124.21	+32.46
36	50	NEDELJKOVIC Milutin	SRB	122.61	14	136.61	+44.86
37	51	RADOJKOVIC Petar	SRB	132.35	6	138.35	+46.60
38	43	IGNATOV Koce	MKD	128.83	10	138.83	+47.08
39	22	KOZMA Patrick	ROU	126.34	14	140.34	+48.59
40	24	STANZEL Christian	GER	90.70	52	142.70	+50.95
41	40	ZEITLHOFER Simon	AUT	98.24	50	148.24	+56.49
42	19	JEKLIN Rene	SLO	99.16	50	149.16	+57.41
43	42	ARRUABARRENA Javier	ESP	97.57	52	149.57	+57.82
44	20	MANIET Mathys	BEL	96.77	56	152.77	+61.02
45	36	DRAZDAUSKAS Augustas	LTU	139.55	14	153.55	+61.80
46	46	BELIEN Beer	NED	145.23	18	163.23	+71.48
47	45	POLISHCHUK Bohdan	UKR	105.68	62	167.68	+75.93
48	5	KREMSLEHNER Moritz	AUT	101.82	102	203.82	+112.07
49	49	PANTAZIS Nikolaos	GRE	137.53	106	243.53	+151.78

THU 11 AUG 2022

Start Time 10:40

End Time 13:59

Men's Kayak Junior

Final Results List

Rank	Bib No.	Name	Ctry	Time	Penalty Seconds	Total Time	Behind
50	47	CORODAN Dan Ionut	ROU	255.30	72	327.30	+235.55
51	48	SCHRAM Rob	NED	183.17	168	351.17	+259.42

Legend:
No. Number

THU 11 AUG 2022

Start Time 9:00

End Time 9:52

Men's Kayak Under 23
Heats Run 1

Results

Rank	Bib No.	Name	Ctry	Time	Penalty Seconds	Total Time	Behind	
1	3	KREJCI Jakub	CZE	83.26	0	83.26		Q
2	1	ECHANIZ Pau	ESP	88.01	0	88.01	+4.75	Q
3	15	DIETZ Joshua	GER	88.55	0	88.55	+5.29	Q
4	8	BREMER Tim	GER	86.61	2	88.61	+5.35	Q
5	10	ZIMA Tomas	CZE	86.95	2	88.95	+5.69	Q
6	7	ROHRER Jan	SUI	85.36	4	89.36	+6.10	Q
7	32	SAUSSEREAU Pierre Louis	FRA	87.42	2	89.42	+6.16	Q
8	5	DELASSUS Anatole	FRA	90.13	0	90.13	+6.87	Q
9	2	TRAVE Miquel	ESP	88.14	2	90.14	+6.88	Q
10	9	HENE Simon	FRA	88.96	2	90.96	+7.70	Q
11	35	CIAGLO Michal	POL	91.66	0	91.66	+8.40	Q
12	21	DICKSON Jonny	GBR	88.58	4	92.58	+9.32	Q
13	14	BARTA Jan	CZE	90.64	2	92.64	+9.38	Q
14	16	AUBERTIN Maxime	BEL	90.04	4	94.04	+10.78	Q
15	20	BURAN Ilja	SVK	90.61	4	94.61	+11.35	Q
16	13	CHAPPELL Etienne	GBR	91.09	4	95.09	+11.83	Q
17	34	KUCHNO Tadeusz	POL	93.78	2	95.78	+12.52	Q
18	11	VALANT Ulan	SLO	91.90	4	95.90	+12.64	Q
19	4	GONSENICA Adam	SVK	92.19	4	96.19	+12.93	Q
20	17	RACZ Koppany	HUN	91.25	6	97.25	+13.99	Q
21	18	HAYLETT Ben	GBR	89.31	8	97.31	+14.05	
22	33	CUESTA Dario	ESP	94.60	4	98.60	+15.34	
23	23	BUECHNER Jonas	GER	93.30	6	99.30	+16.04	
24	31	GRAVITIS Edgars	LAT	98.04	6	104.04	+20.78	
25	24	FEDORENKO Oleksandr	UKR	99.55	6	105.55	+22.29	
26	29	TROIANNOS Charalampos	GRE	101.47	6	107.47	+24.21	
27	39	MORLEY Tom	IRL	100.66	10	110.66	+27.40	
28	36	WOS Michal	POL	105.00	6	111.00	+27.74	
29	37	KURVINS Ivo	LAT	112.96	6	118.96	+35.70	
30	40	KOLLIAS Georgios	GRE	111.43	10	121.43	+38.17	
31	43	VOLKOV Valentyn	UKR	121.22	6	127.22	+43.96	
32	44	PAPENBURG Bjarne	NED	126.88	4	130.88	+47.62	
33	19	ROHRER Pitt	SUI	88.47	52	140.47	+57.21	
34	22	HENNIN Victor	BEL	94.16	50	144.16	+60.90	
35	26	PETEK Marko	SLO	93.62	52	145.62	+62.36	
36	27	GJOSHI Lorand	KOS	91.84	54	145.84	+62.58	
37	12	GALOVIC Maximilian	SVK	92.22	54	146.22	+62.96	
38	25	DORDEVIC Marko	SRB	101.75	54	155.75	+72.49	
39	6	DE COSTER Gabriel	BEL	87.48	100	187.48	+104.22	
40	45	DE GROEN Joppe	NED	137.36	56	193.36	+110.10	
41	38	KANCLER Tine	SLO	88.43	106	194.43	+111.17	
42	28	ANDEREGG Noe	SUI	99.06	100	199.06	+115.80	
43	48	ROMPAPAS Georgios	GRE	157.24	60	217.24	+133.98	
44	46	VAN DE MEERAKKER Menno	NED	174.49	66	240.49	+157.23	
45	47	BATORI DONCA SIMON Luca Stefan	ROU	160.92	112	272.92	+189.66	
46	30	UKALOVIC Thomas	CRO	89.69	204	293.69	+210.43	
47	42	SAKHNO Bohdan	UKR	123.52	306	429.52	+346.26	
41		TALACKA Kipras	LTU			DNS		

Progression System: 1 to 20 to Semi-final, rest to Heats Run 2.



Slalom Course Ceske Vrbne

2022 ECA Canoe Slalom Junior/U23
European Championships
Ceske Budejovice



THU 11 AUG 2022

Start Time 9:00

End Time 9:52

Men's Kayak Under 23
Heats Run 1

Results

Legend:					
DNS	Did Not Start	No.	Number	Q	Qualified



NÁRODNÍ
SPORTOVNÍ
AGENTURA



THU 11 AUG 2022

Start Time 12:25

End Time 12:53

Men's Kayak Under 23
Heats Run 2

Results

Rank	Bib No.	Name	Ctry	Time	Penalty Seconds	Total Time	Behind	
1	6	DE COSTER Gabriel	BEL	84.92	2	86.92		Q
2	38	KANCLER Tine	SLO	90.31	0	90.31	+3.39	Q
3	27	GJOSHI Lorand	KOS	90.93	0	90.93	+4.01	Q
4	26	PETEK Marko	SLO	89.11	2	91.11	+4.19	Q
5	18	HAYLETT Ben	GBR	89.14	2	91.14	+4.22	Q
6	33	CUESTA Dario	ESP	91.26	0	91.26	+4.34	Q
7	24	FEDORENKO Oleksandr	UKR	93.05	2	95.05	+8.13	Q
8	30	UKALOVIC Thomas	CRO	92.58	4	96.58	+9.66	Q
9	19	ROHRER Pitt	SUI	92.78	4	96.78	+9.86	Q
10	22	HENNIN Victor	BEL	92.55	6	98.55	+11.63	Q
11	23	BUECHNER Jonas	GER	96.83	2	98.83	+11.91	
12	28	ANDEREGG Noe	SUI	97.34	8	105.34	+18.42	
13	39	MORLEY Tom	IRL	104.07	2	106.07	+19.15	
14	43	VOLKOV Valentyn	UKR	110.41	2	112.41	+25.49	
15	37	KURVINS Ivo	LAT	102.67	10	112.67	+25.75	
16	42	SAKHNO Bohdan	UKR	105.66	8	113.66	+26.74	
17	12	GALOVIC Maximilian	SVK	106.03	10	116.03	+29.11	
18	44	PAPENBURG Bjarne	NED	124.49	6	130.49	+43.57	
19	46	VAN DE MEERAKKER Menno	NED	129.98	10	139.98	+53.06	
20	25	DORDEVIC Marko	SRB	99.36	54	153.36	+66.44	
21	31	GRAVITIS Edgars	LAT	106.23	54	160.23	+73.31	
22	48	ROMPAPAS Georgios	GRE	147.85	20	167.85	+80.93	
23	36	WOS Michal	POL	96.11	100	196.11	+109.19	
24	45	DE GROEN Joppe	NED	134.09	66	200.09	+113.17	
25	47	BATORI DONCA SIMON Luca Stefan	ROU	195.53	20	215.53	+128.61	
26	29	TROIANNOS Charalampos	GRE	108.78	108	216.78	+129.86	
	41	TALACKA Kipras	LTU			DNS		
	40	KOLLIAS Georgios	GRE			DSQ		

Progression System: 1 to 10 to Semi-final, rest eliminated.

Legend:

DNS Did Not Start **DSQ** Disqualified for the run **No.** Number
Q Qualified

SAT 13 AUG 2022

Start Time 8:30

End Time 9:15

Men's Kayak Under 23
Semi-final

Results

Rank	Bib No.	Name	Ctry	Time	Penalty Seconds	Total Time	Behind	
1	3	KREJCI Jakub	CZE	78.67	0	78.67		Q
2	15	DIETZ Joshua	GER	81.01	0	81.01	+2.34	Q
3	6	DE COSTER Gabriel	BEL	81.11	0	81.11	+2.44	Q
4	7	ROHRER Jan	SUI	81.37	0	81.37	+2.70	Q
5	13	CHAPPELL Etienne	GBR	81.44	0	81.44	+2.77	Q
6	18	HAYLETT Ben	GBR	81.81	0	81.81	+3.14	Q
7	1	ECHANIZ Pau	ESP	83.42	0	83.42	+4.75	Q
8	20	BURAN Ilja	SVK	83.46	0	83.46	+4.79	Q
9	2	TRAVE Miquel	ESP	81.60	2	83.60	+4.93	Q
10	26	PETEK Marko	SLO	81.72	2	83.72	+5.05	Q
11	16	AUBERTIN Maxime	BEL	82.38	2	84.38	+5.71	Q
12	8	BREMER Tim	GER	84.72	0	84.72	+6.05	Q
13	5	DELASSUS Anatole	FRA	82.73	2	84.73	+6.06	Q
14	21	DICKSON Jonny	GBR	80.76	4	84.76	+6.09	Q
15	9	HENE Simon	FRA	81.02	4	85.02	+6.35	Q
16	30	UKALOVIC Thomas	CRO	81.81	4	85.81	+7.14	
17	34	KUCHNO Tadeusz	POL	85.95	0	85.95	+7.28	
18	32	SAUSSEREAU Pierre Louis	FRA	84.30	2	86.30	+7.63	
19	27	GJOSHI Lorand	KOS	84.43	2	86.43	+7.76	
20	14	BARTA Jan	CZE	84.55	2	86.55	+7.88	
21	38	KANCLER Tine	SLO	82.74	4	86.74	+8.07	
22	10	ZIMA Tomas	CZE	84.75	2	86.75	+8.08	
23	11	VALANT Ulan	SLO	84.76	2	86.76	+8.09	
24	4	GONSENICA Adam	SVK	85.07	2	87.07	+8.40	
25	17	RACZ Koppany	HUN	88.52	2	90.52	+11.85	
26	33	CUESTA Dario	ESP	87.21	4	91.21	+12.54	
27	19	ROHRER Pitt	SUI	89.30	2	91.30	+12.63	
28	22	HENNIN Victor	BEL	88.68	6	94.68	+16.01	
29	24	FEDORENKO Oleksandr	UKR	92.79	6	98.79	+20.12	
30	35	CIAGLO Michal	POL	84.19	52	136.19	+57.52	

Progression System: 1 to 15 to Final, rest eliminated.

Legend:

No. Number **Q** Qualified

SAT 13 AUG 2022

Start Time 12:30

End Time 12:59

Men's Kayak Under 23
Final

Results

Rank	Bib No.	Name	Ctry	Time	Penalty Seconds	Total Time	Behind
1	3	KREJCI Jakub	CZE	79.05	0	79.05	
2	2	TRAVE Miquel	ESP	80.83	0	80.83	+1.78
3	15	DIETZ Joshua	GER	79.30	2	81.30	+2.25
4	7	ROHRER Jan	SUI	79.96	2	81.96	+2.91
5	8	BREMER Tim	GER	82.17	0	82.17	+3.12
6	13	CHAPPELL Etienne	GBR	81.12	2	83.12	+4.07
7	1	ECHANIZ Pau	ESP	83.47	0	83.47	+4.42
8	26	PETEK Marko	SLO	81.27	4	85.27	+6.22
9	5	DELASSUS Anatole	FRA	80.72	6	86.72	+7.67
10	6	DE COSTER Gabriel	BEL	83.36	4	87.36	+8.31
11	18	HAYLETT Ben	GBR	82.50	50	132.50	+53.45
12	20	BURAN Ilija	SVK	84.27	52	136.27	+57.22
13	9	HENE Simon	FRA	82.84	54	136.84	+57.79
14	21	DICKSON Jonny	GBR	86.47	62	148.47	+69.42
	16	AUBERTIN Maxime	BEL			DSQ	

Legend:

DSQ Disqualified for the run **No.** Number

THU 11 AUG 2022

Start Time 9:00

End Time 12:59

Men's Kayak Under 23

Final Results List

Rank	Bib No.	Name	Ctry	Time	Penalty Seconds	Total Time	Behind
Final							
1	3	KREJCI Jakub	CZE	79.05	0	79.05	
2	2	TRAVE Miquel	ESP	80.83	0	80.83	+1.78
3	15	DIETZ Joshua	GER	79.30	2	81.30	+2.25
4	7	ROHRER Jan	SUI	79.96	2	81.96	+2.91
5	8	BREMER Tim	GER	82.17	0	82.17	+3.12
6	13	CHAPPELL Etienne	GBR	81.12	2	83.12	+4.07
7	1	ECHANIZ Pau	ESP	83.47	0	83.47	+4.42
8	26	PETEK Marko	SLO	81.27	4	85.27	+6.22
9	5	DELASSUS Anatole	FRA	80.72	6	86.72	+7.67
10	6	DE COSTER Gabriel	BEL	83.36	4	87.36	+8.31
11	18	HAYLETT Ben	GBR	82.50	50	132.50	+53.45
12	20	BURAN Ilja	SVK	84.27	52	136.27	+57.22
13	9	HENE Simon	FRA	82.84	54	136.84	+57.79
14	21	DICKSON Jonny	GBR	86.47	62	148.47	+69.42
15	16	AUBERTIN Maxime	BEL			DSQ	
Semi-Final							
16	30	UKALOVIC Thomas	CRO	81.81	4	85.81	+7.14
17	34	KUCHNO Tadeusz	POL	85.95	0	85.95	+7.28
18	32	SAUSSEREAU Pierre Louis	FRA	84.30	2	86.30	+7.63
19	27	GJOSHI Lorand	KOS	84.43	2	86.43	+7.76
20	14	BARTA Jan	CZE	84.55	2	86.55	+7.88
21	38	KANCLER Tine	SLO	82.74	4	86.74	+8.07
22	10	ZIMA Tomas	CZE	84.75	2	86.75	+8.08
23	11	VALANT Ulan	SLO	84.76	2	86.76	+8.09
24	4	GONSENICA Adam	SVK	85.07	2	87.07	+8.40
25	17	RACZ Koppany	HUN	88.52	2	90.52	+11.85
26	33	CUESTA Dario	ESP	87.21	4	91.21	+12.54
27	19	ROHRER Pitt	SUI	89.30	2	91.30	+12.63
28	22	HENNIN Victor	BEL	88.68	6	94.68	+16.01
29	24	FEDORENKO Oleksandr	UKR	92.79	6	98.79	+20.12
30	35	CIAGLO Michal	POL	84.19	52	136.19	+57.52
Heats							
31	23	BUECHNER Jonas	GER	96.83	2	98.83	+11.91
32	28	ANDEREGG Noe	SUI	97.34	8	105.34	+18.42
33	39	MORLEY Tom	IRL	104.07	2	106.07	+19.15
34	43	VOLKOV Valentyn	UKR	110.41	2	112.41	+25.49
35	37	KURVINS Ivo	LAT	102.67	10	112.67	+25.75
36	42	SAKHNO Bohdan	UKR	105.66	8	113.66	+26.74
37	12	GALOVIC Maximilian	SVK	106.03	10	116.03	+29.11
38	44	PAPENBURG Bjarne	NED	124.49	6	130.49	+43.57
39	46	VAN DE MEERAKKER Menno	NED	129.98	10	139.98	+53.06
40	25	DORDEVIC Marko	SRB	99.36	54	153.36	+66.44
41	31	GRAVITIS Edgars	LAT	106.23	54	160.23	+73.31
42	48	ROMPAPAS Georgios	GRE	147.85	20	167.85	+80.93
43	36	WOS Michal	POL	96.11	100	196.11	+109.19
44	45	DE GROEN Joppe	NED	134.09	66	200.09	+113.17
45	47	BATORI DONCA SIMON Luca Stefan	ROU	195.53	20	215.53	+128.61
46	29	TROIANNOS Charalampos	GRE	108.78	108	216.78	+129.86
	41	TALACKA Kipras	LTU			DNS	
	40	KOLLIAS Georgios	GRE			DSQ	



Slalom Course Ceske Vrbne

2022 ECA Canoe Slalom Junior/U23
European Championships
Ceske Budejovice



THU 11 AUG 2022

Start Time 9:00

End Time 12:59

Men's Kayak Under 23

Final Results List

Legend:

DNS	Did Not Start	DSQ	Disqualified for the run	No.	Number
------------	---------------	------------	--------------------------	------------	--------



NÁRODNÍ
SPORTOVNÍ
AGENTURA



FRI 12 AUG 2022

Start Time 10:35

End Time 11:03

Women's Canoe Junior
Heats Run 1

Results

Rank	Bib No.	Name	Ctry	Time	Penalty Seconds	Total Time	Behind	
1	8	KNEBLOVA Klara	CZE	106.85	6	112.85		Q
2	3	KRECH Lucie	GER	113.04	6	119.04	+6.19	Q
3	19	PIRRO Paulina	GER	117.03	4	121.03	+8.18	Q
4	2	LIBER Katarzyna	POL	121.47	2	123.47	+10.62	Q
5	16	BUETIKOFER Fia	SUI	124.14	2	126.14	+13.29	Q
6	20	SAMKOVA Olga	CZE	112.97	14	126.97	+14.12	Q
7	5	PINTERIC Naja	SLO	125.46	2	127.46	+14.61	Q
8	6	RAPPE Kimberley	GER	119.76	10	129.76	+16.91	Q
9	24	OTEIZA Nahia	FRA	127.70	4	131.70	+18.85	Q
10	13	VUILLEUMIER Eyleen	SUI	126.23	6	132.23	+19.38	Q
11	7	GUTIERREZ Malen	ESP	122.81	10	132.81	+19.96	Q
12	15	BLYTHE-SHIELDS Zoe	GBR	126.73	8	134.73	+21.88	Q
13	26	BEDNARCZYK Martyna	POL	135.16	4	139.16	+26.31	Q
14	9	JUG Asja	SLO	127.93	12	139.93	+27.08	Q
15	4	MORENOVA Adriana	CZE	128.19	12	140.19	+27.34	Q
16	18	LAMPIC Ema	SLO	131.09	14	145.09	+32.24	
17	22	DURATNA Stanislava	SVK	137.84	8	145.84	+32.99	
18	23	SHATTOCK Katherine	GBR	142.35	4	146.35	+33.50	
19	25	ESTANGUET Rozmarina	FRA	132.40	14	146.40	+33.55	
20	14	DIESKOVA Ema	SVK	140.82	6	146.82	+33.97	
21	21	LAURENT Zoe	FRA	138.66	10	148.66	+35.81	
22	17	KONTCHAKOV Arina	GBR	138.59	14	152.59	+39.74	
23	10	IZOVA Petronela	SVK	145.52	8	153.52	+40.67	
24	11	GONI Leire	ESP	151.06	6	157.06	+44.21	
25	27	REBIASZ Martyna	POL	161.19	16	177.19	+64.34	
26	1	LOPEZ Nora	ESP	130.26	56	186.26	+73.41	
27	12	MOROU Georgia	GRE	166.54	70	236.54	+123.69	

Progression System: 1 to 15 to Semi-final, rest to Heats Run 2.

Legend:

No. Number **Q** Qualified

FRI 12 AUG 2022

Start Time 12:15

End Time 12:28

Women's Canoe Junior
Heats Run 2

Results

Rank	Bib No.	Name	Ctry	Time	Penalty Seconds	Total Time	Behind	
1	22	DURATNA Stanislava	SVK	126.00	2	128.00		Q
2	21	LAURENT Zoe	FRA	127.12	4	131.12	+3.12	Q
3	10	IZOVA Petronela	SVK	123.25	10	133.25	+5.25	Q
4	23	SHATTOCK Katherine	GBR	135.05	4	139.05	+11.05	Q
5	1	LOPEZ Nora	ESP	130.38	10	140.38	+12.38	Q
6	18	LAMPIC Ema	SLO	141.07	6	147.07	+19.07	
7	25	ESTANGUET Rozmarina	FRA	146.69	10	156.69	+28.69	
8	11	GONI Leire	ESP	120.23	52	172.23	+44.23	
9	14	DIESKOVA Ema	SVK	128.27	54	182.27	+54.27	
10	17	KONTCHAKOV Arina	GBR	129.79	54	183.79	+55.79	
11	27	REBIASZ Martyna	POL	162.80	58	220.80	+92.80	
12	12	MOROU Georgia	GRE	160.24	212	372.24	+244.24	

Progression System: 1 to 5 to Semi-final, rest eliminated.

Legend:

No. Number **Q** Qualified

SUN 14 AUG 2022

Start Time 10:15

End Time 10:45

Women's Canoe Junior
Semi-final

Results

Rank	Bib No.	Name	Ctry	Time	Penalty Seconds	Total Time	Behind	
1	8	KNEBLOVA Klara	CZE	99.10	0	99.10		Q
2	4	MORENOVA Adriana	CZE	100.70	4	104.70	+5.60	Q
3	20	SAMKOVA Olga	CZE	102.83	2	104.83	+5.73	Q
4	5	PINTERIC Naja	SLO	112.92	0	112.92	+13.82	Q
5	3	KRECH Lucie	GER	109.54	4	113.54	+14.44	Q
6	19	PIRRO Paulina	GER	108.06	6	114.06	+14.96	Q
7	16	BUETIKOFER Fia	SUI	111.42	4	115.42	+16.32	Q
8	21	LAURENT Zoe	FRA	112.54	4	116.54	+17.44	Q
9	7	GUTIERREZ Malen	ESP	114.84	8	122.84	+23.74	Q
10	9	JUG Asja	SLO	113.31	10	123.31	+24.21	Q
11	2	LIBER Katarzyna	POL	117.47	8	125.47	+26.37	
12	10	IZOVA Petronela	SVK	117.51	8	125.51	+26.41	
13	6	RAPPE Kimberley	GER	129.39	2	131.39	+32.29	
14	26	BEDNARCZYK Martyna	POL	124.96	8	132.96	+33.86	
15	15	BLYTHE-SHIELDS Zoe	GBR	117.69	16	133.69	+34.59	
16	23	SHATTOCK Katherine	GBR	133.18	4	137.18	+38.08	
17	13	VUILLEUMIER Eyleen	SUI	121.79	16	137.79	+38.69	
18	1	LOPEZ Nora	ESP	117.16	54	171.16	+72.06	
19	24	OTEIZA Nahia	FRA	112.78	60	172.78	+73.68	
20	22	DURATNA Stanislava	SVK	128.55	58	186.55	+87.45	

Progression System: 1 to 10 to Final, rest eliminated.

Legend:

No. Number Q Qualified

SUN 14 AUG 2022

Start Time 12:45

End Time 13:04

Women's Canoe Junior
Final

Results

Rank	Bib No.	Name	Ctry	Time	Penalty Seconds	Total Time	Behind
1	8	KNEBLOVA Klara	CZE	95.03	0	95.03	
2	4	MORENOVA Adriana	CZE	104.13	0	104.13	+9.10
3	3	KRECH Lucie	GER	103.20	4	107.20	+12.17
4	21	LAURENT Zoe	FRA	103.41	4	107.41	+12.38
5	19	PIRRO Paulina	GER	110.07	4	114.07	+19.04
6	7	GUTIERREZ Malen	ESP	117.62	0	117.62	+22.59
7	20	SAMKOVA Olga	CZE	124.00	2	126.00	+30.97
8	9	JUG Asja	SLO	133.92	58	191.92	+96.89
9	5	PINTERIC Naja	SLO	95.61	260	355.61	+260.58
10	16	BUETIKOFER Fia	SUI	155.79	204	359.79	+264.76

Legend:
No. Number

FRI 12 AUG 2022

Start Time 10:42

End Time 13:04

Women's Canoe Junior

Final Results List

Rank	Bib No.	Name	Ctry	Time	Penalty Seconds	Total Time	Behind
Final							
1	8	KNEBLOVA Klara	CZE	95.03	0	95.03	
2	4	MORENOVA Adriana	CZE	104.13	0	104.13	+9.10
3	3	KRECH Lucie	GER	103.20	4	107.20	+12.17
4	21	LAURENT Zoe	FRA	103.41	4	107.41	+12.38
5	19	PIRRO Paulina	GER	110.07	4	114.07	+19.04
6	7	GUTIERREZ Malen	ESP	117.62	0	117.62	+22.59
7	20	SAMKOVA Olga	CZE	124.00	2	126.00	+30.97
8	9	JUG Asja	SLO	133.92	58	191.92	+96.89
9	5	PINTERIC Naja	SLO	95.61	260	355.61	+260.58
10	16	BUETIKOFER Fia	SUI	155.79	204	359.79	+264.76
Semi-Final							
11	2	LIBER Katarzyna	POL	117.47	8	125.47	+26.37
12	10	IZOVA Petronela	SVK	117.51	8	125.51	+26.41
13	6	RAPPE Kimberley	GER	129.39	2	131.39	+32.29
14	26	BEDNARCZYK Martyna	POL	124.96	8	132.96	+33.86
15	15	BLYTHE-SHIELDS Zoe	GBR	117.69	16	133.69	+34.59
16	23	SHATTOCK Katherine	GBR	133.18	4	137.18	+38.08
17	13	VUILLEUMIER Eyleen	SUI	121.79	16	137.79	+38.69
18	1	LOPEZ Nora	ESP	117.16	54	171.16	+72.06
19	24	OTEIZA Nahia	FRA	112.78	60	172.78	+73.68
20	22	DURATNA Stanislava	SVK	128.55	58	186.55	+87.45
Heats							
21	18	LAMPIC Ema	SLO	141.07	6	147.07	+19.07
22	25	ESTANGUET Rozmarina	FRA	146.69	10	156.69	+28.69
23	11	GONI Leire	ESP	120.23	52	172.23	+44.23
24	14	DIESKOVA Ema	SVK	128.27	54	182.27	+54.27
25	17	KONTCHAKOV Arina	GBR	129.79	54	183.79	+55.79
26	27	REBIASZ Martyna	POL	162.80	58	220.80	+92.80
27	12	MOROU Georgia	GRE	160.24	212	372.24	+244.24

Legend:
No. Number

FRI 12 AUG 2022

Start Time 9:20

End Time 9:49

Women's Canoe Under 23
Heats Run 1

Results

Rank	Bib No.	Name	Ctry	Time	Penalty Seconds	Total Time	Behind	
1	2	SATKOVA Gabriela	CZE	103.15	0	103.15		Q
2	6	OGILVIE Sophie	GBR	100.29	4	104.29	+1.14	Q
3	10	LUKNAROVA Emanuela	SVK	103.49	2	105.49	+2.34	Q
4	9	LAMEIRO Ainhoa	ESP	106.58	2	108.58	+5.43	Q
5	17	ROISIN Laurene	FRA	104.62	4	108.62	+5.47	Q
6	13	NOVAK Lea	SLO	107.16	2	109.16	+6.01	Q
7	19	MARX Alena	SUI	109.35	0	109.35	+6.20	Q
8	15	KNEBLOVA Tereza	CZE	106.45	4	110.45	+7.30	Q
9	3	HOCEVAR Eva Alina	SLO	111.75	0	111.75	+8.60	Q
10	12	STANOVSKA Sona	SVK	111.94	0	111.94	+8.79	Q
11	11	RIHOVA Eva	CZE	110.80	2	112.80	+9.65	Q
12	14	GLEJTEKOVA Simona	SVK	111.78	2	113.78	+10.63	Q
13	8	STACH Aleksandra	POL	111.48	4	115.48	+12.33	Q
14	20	MILLER Ellis	GBR	114.00	2	116.00	+12.85	Q
15	7	FORROW Bethan	GBR	113.00	4	117.00	+13.85	Q
16	1	DORIA VILARRUBLA Monica	AND	113.13	4	117.13	+13.98	
17	18	JAKOB Zoe	GER	117.18	0	117.18	+14.03	
18	21	GONZALEZ Clara	ESP	116.27	2	118.27	+15.12	
19	26	BULERA Alicja	POL	117.12	2	119.12	+15.97	
20	28	BENGERI Katja	CRO	119.67	6	125.67	+22.52	
21	25	SALESSE Laurine	FRA	125.24	4	129.24	+26.09	
22	27	BELINGAR Sara	SLO	125.74	6	131.74	+28.59	
23	23	SUESS Hannah	GER	135.28	2	137.28	+34.13	
24	24	BARROSO Maria	ESP	139.92	2	141.92	+38.77	
25	4	BERTONCELLI Marta	ITA	105.98	52	157.98	+54.83	
26	5	BORGHI Elena	ITA	111.91	54	165.91	+62.76	
27	16	JANSSEN Fanchon	FRA	109.20	62	171.20	+68.05	
28	22	PANZLAFF Jannemien	GER	116.37	56	172.37	+69.22	

Progression System: 1 to 15 to Semi-final, rest to Heats Run 2.

Legend:

No. Number **Q** Qualified

FRI 12 AUG 2022

Start Time 11:30

End Time 11:45

Women's Canoe Under 23
Heats Run 2

Results

Rank	Bib No.	Name	Ctry	Time	Penalty Seconds	Total Time	Behind	
1	1	DORIA VILARRUBLA Monica	AND	103.21	2	105.21		Q
2	4	BERTONCELLI Marta	ITA	108.24	0	108.24	+3.03	Q
3	16	JANSSEN Fanchon	FRA	108.99	2	110.99	+5.78	Q
4	21	GONZALEZ Clara	ESP	109.17	2	111.17	+5.96	Q
5	23	SUESS Hannah	GER	117.24	0	117.24	+12.03	Q
6	18	JAKOB Zoe	GER	114.06	6	120.06	+14.85	
7	28	BENGERI Katja	CRO	113.73	8	121.73	+16.52	
8	27	BELINGAR Sara	SLO	122.73	2	124.73	+19.52	
9	22	PANZLAFF Jannemien	GER	117.40	8	125.40	+20.19	
10	24	BARROSO Maria	ESP	123.75	10	133.75	+28.54	
11	25	SALESSE Laurine	FRA	117.44	54	171.44	+66.23	
12	5	BORGHI Elena	ITA	110.59	62	172.59	+67.38	
13	26	BULERA Alicja	POL	133.96	102	235.96	+130.75	

Progression System: 1 to 5 to Semi-final, rest eliminated.

Legend:

No. Number **Q** Qualified

SUN 14 AUG 2022

Start Time 9:05

End Time 9:35

Women's Canoe Under 23
Semi-final

Results

Rank	Bib No.	Name	Ctry	Time	Penalty Seconds	Total Time	Behind	
1	1	DORIA VILARRUBLA Monica	AND	91.03	2	93.03		Q
2	2	SATKOVA Gabriela	CZE	95.16	0	95.16	+2.13	Q
3	4	BERTONCELLI Marta	ITA	94.93	2	96.93	+3.90	Q
4	7	FORROW Bethan	GBR	98.97	2	100.97	+7.94	Q
5	12	STANOVSKA Sona	SVK	102.40	0	102.40	+9.37	Q
6	15	KNEBLOVA Tereza	CZE	100.52	2	102.52	+9.49	Q
7	11	RIHOVA Eva	CZE	100.58	2	102.58	+9.55	Q
8	13	NOVAK Lea	SLO	100.05	4	104.05	+11.02	Q
9	16	JANSSEN Fanchon	FRA	99.28	6	105.28	+12.25	Q
10	14	GLEJTEKOVA Simona	SVK	102.09	4	106.09	+13.06	Q
11	8	STACH Aleksandra	POL	102.91	4	106.91	+13.88	
12	23	SUESS Hannah	GER	99.79	8	107.79	+14.76	
13	3	HOCEVAR Eva Alina	SLO	102.65	6	108.65	+15.62	
14	9	LAMEIRO Ainhoa	ESP	116.36	4	120.36	+27.33	
15	6	OGILVIE Sophie	GBR	96.16	52	148.16	+55.13	
16	20	MILLER Ellis	GBR	100.99	52	152.99	+59.96	
17	21	GONZALEZ Clara	ESP	105.73	60	165.73	+72.70	
18	10	LUKNAROVA Emanuela	SVK	95.56	104	199.56	+106.53	
19	19	MARX Alena	SUI	100.58	100	200.58	+107.55	
20	17	ROISIN Laurene	FRA	106.51	102	208.51	+115.48	

Progression System: 1 to 10 to Final, rest eliminated.

Legend:

No. Number **Q** Qualified

SUN 14 AUG 2022

Start Time 11:55

End Time 12:14

Women's Canoe Under 23
Final

Results

Rank	Bib No.	Name	Ctry	Time	Penalty Seconds	Total Time	Behind
1	2	SATKOVA Gabriela	CZE	91.59	0	91.59	
2	15	KNEBLOVA Tereza	CZE	94.07	0	94.07	+2.48
3	16	JANSSEN Fanchon	FRA	95.30	2	97.30	+5.71
4	7	FORROW Bethan	GBR	95.56	2	97.56	+5.97
5	11	RIHOVA Eva	CZE	96.03	2	98.03	+6.44
6	1	DORIA VILARRUBLA Monica	AND	94.53	4	98.53	+6.94
7	4	BERTONCELLI Marta	ITA	98.78	0	98.78	+7.19
8	12	STANOVSKA Sona	SVK	96.97	2	98.97	+7.38
9	13	NOVAK Lea	SLO	95.23	6	101.23	+9.64
10	14	GLEJTEKOVA Simona	SVK	101.53	10	111.53	+19.94

Legend:
No. Number

FRI 12 AUG 2022

Start Time 9:22

End Time 12:14

Women's Canoe Under 23

Final Results List

Rank	Bib No.	Name	Ctry	Time	Penalty Seconds	Total Time	Behind
Final							
1	2	SATKOVA Gabriela	CZE	91.59	0	91.59	
2	15	KNEBLOVA Tereza	CZE	94.07	0	94.07	+2.48
3	16	JANSSEN Fanchon	FRA	95.30	2	97.30	+5.71
4	7	FORROW Bethan	GBR	95.56	2	97.56	+5.97
5	11	RIHOVA Eva	CZE	96.03	2	98.03	+6.44
6	1	DORIA VILARRUBLA Monica	AND	94.53	4	98.53	+6.94
7	4	BERTONCELLI Marta	ITA	98.78	0	98.78	+7.19
8	12	STANOVSKA Sona	SVK	96.97	2	98.97	+7.38
9	13	NOVAK Lea	SLO	95.23	6	101.23	+9.64
10	14	GLEJTEKOVA Simona	SVK	101.53	10	111.53	+19.94
Semi-Final							
11	8	STACH Aleksandra	POL	102.91	4	106.91	+13.88
12	23	SUESS Hannah	GER	99.79	8	107.79	+14.76
13	3	HOCEVAR Eva Alina	SLO	102.65	6	108.65	+15.62
14	9	LAMEIRO Ainhoa	ESP	116.36	4	120.36	+27.33
15	6	OGILVIE Sophie	GBR	96.16	52	148.16	+55.13
16	20	MILLER Ellis	GBR	100.99	52	152.99	+59.96
17	21	GONZALEZ Clara	ESP	105.73	60	165.73	+72.70
18	10	LUKNAROVA Emanuela	SVK	95.56	104	199.56	+106.53
19	19	MARX Alena	SUI	100.58	100	200.58	+107.55
20	17	ROISIN Laurene	FRA	106.51	102	208.51	+115.48
Heats							
21	18	JAKOB Zoe	GER	114.06	6	120.06	+14.85
22	28	BENGERI Katja	CRO	113.73	8	121.73	+16.52
23	27	BELINGAR Sara	SLO	122.73	2	124.73	+19.52
24	22	PANZLAFF Jannemien	GER	117.40	8	125.40	+20.19
25	24	BARROSO Maria	ESP	123.75	10	133.75	+28.54
26	25	SALESSE Laurine	FRA	117.44	54	171.44	+66.23
27	5	BORGHI Elena	ITA	110.59	62	172.59	+67.38
28	26	BULERA Alicja	POL	133.96	102	235.96	+130.75

Legend:
No. Number

THU 11 AUG 2022

Start Time 11:40

End Time 12:18

Women's Kayak Junior
Heats Run 1

Results

Rank	Bib No.	Name	Ctry	Time	Penalty Seconds	Total Time	Behind	
1	14	KNEBLOVA Klara	CZE	100.05	4	104.05		Q
2	1	BRZESKA Dominika	POL	101.97	4	105.97	+1.92	Q
3	3	GONI Leire	ESP	104.30	8	112.30	+8.25	Q
4	8	PISTONI Lucia	ITA	105.51	8	113.51	+9.46	Q
5	5	ODRIOZOLA Maite	ESP	111.77	2	113.77	+9.72	Q
6	13	PIRRO Paulina	GER	108.20	6	114.20	+10.15	Q
7	29	DANEK Hanna	POL	111.30	4	115.30	+11.25	Q
8	10	SEGURA Haizea	ESP	108.18	8	116.18	+12.13	Q
9	15	SVEHLOVA Katerina	CZE	108.56	8	116.56	+12.51	Q
10	27	DELAHAYE Clara	FRA	106.93	10	116.93	+12.88	Q
11	6	WILD Charlotte	GER	113.07	4	117.07	+13.02	Q
12	26	SAMKOVA Olga	CZE	117.15	2	119.15	+15.10	Q
13	4	SIMONIDESOVA Lucia	SVK	115.32	4	119.32	+15.27	Q
14	28	GLOBOKAR Sara	SLO	117.32	4	121.32	+17.27	Q
15	12	IZOVA Petronela	SVK	116.73	6	122.73	+18.68	Q
16	31	STANISLAVSKA Laura	SVK	120.14	6	126.14	+22.09	
17	2	KRECH Lucie	GER	122.82	4	126.82	+22.77	
18	16	DUC Jessica	SUI	117.66	10	127.66	+23.61	
19	17	BUETIKOFER Fia	SUI	118.18	10	128.18	+24.13	
20	11	BABIN Cerise	FRA	122.42	6	128.42	+24.37	
21	9	PINTERIC Naja	SLO	121.15	8	129.15	+25.10	
22	30	LIBER Katarzyna	POL	130.45	8	138.45	+34.40	
23	22	MANIET Lilou	BEL	133.89	6	139.89	+35.84	
24	20	BLYTHE-SHIELDS Zoe	GBR	133.90	14	147.90	+43.85	
25	21	VUILLEUMIER Eyleen	SUI	131.89	18	149.89	+45.84	
26	25	PECSCE-ROUE Nina	FRA	111.74	58	169.74	+65.69	
27	18	LAMPIC Ema	SLO	125.33	56	181.33	+77.28	
28	23	MELOVA Olgica	MKD	175.93	10	185.93	+81.88	
29	19	KONTCHAKOV Arina	GBR	131.78	58	189.78	+85.73	
30	7	SHATTOCK Katherine	GBR	134.15	58	192.15	+88.10	
31	32	LISOVSKA Mariia	UKR	142.87	58	200.87	+96.82	
32	24	SCHRAM Loes	NED	191.76	66	257.76	+153.71	
33	35	PASICHNYK Anastasiia	UKR	164.14	260	424.14	+320.09	
34	34	WILLEKENS Floortje	NED	189.58	362	551.58	+447.53	
	33	VAN VLIET Veerle	NED			DNF		

Progression System: 1 to 15 to Semi-final, rest to Heats Run 2.

Legend:

DNF Did Not Finish **No.** Number **Q** Qualified

THU 11 AUG 2022

Start Time 14:15

End Time 14:37

Women's Kayak Junior
Heats Run 2

Results

Rank	Bib No.	Name	Ctry	Time	Penalty Seconds	Total Time	Behind	
1	16	DUC Jessica	SUI	112.15	6	118.15		Q
2	25	PECSCE-ROUE Nina	FRA	114.77	4	118.77	+0.62	Q
3	20	BLYTHE-SHIELDS Zoe	GBR	112.81	8	120.81	+2.66	Q
4	31	STANISLAVSKA Laura	SVK	115.59	6	121.59	+3.44	Q
5	21	VUILLEUMIER Eyleen	SUI	118.43	4	122.43	+4.28	Q
6	30	LIBER Katarzyna	POL	118.71	4	122.71	+4.56	
7	9	PINTERIC Naja	SLO	115.79	8	123.79	+5.64	
8	17	BUETIKOFER Fia	SUI	121.82	2	123.82	+5.67	
9	19	KONTCHAKOV Arina	GBR	119.28	8	127.28	+9.13	
10	11	BABIN Cerise	FRA	125.91	4	129.91	+11.76	
11	7	SHATTOCK Katherine	GBR	124.49	8	132.49	+14.34	
12	18	LAMPIC Ema	SLO	130.10	16	146.10	+27.95	
13	2	KRECH Lucie	GER	110.71	56	166.71	+48.56	
14	22	MANIET Lilou	BEL	126.37	62	188.37	+70.22	
15	32	LISOVSKA Mariia	UKR	131.65	58	189.65	+71.50	
16	33	VAN VLIET Veerle	NED	126.71	112	238.71	+120.56	
17	35	PASICHNYK Anastasiia	UKR	163.65	116	279.65	+161.50	
18	23	MELOVA Olgica	MKD	163.95	160	323.95	+205.80	
19	24	SCHRAM Loes	NED	174.31	158	332.31	+214.16	
	34	WILLEKENS Floortje	NED			DNF		

Progression System: 1 to 5 to Semi-final, rest eliminated.

Legend:

DNF Did Not Finish **No.** Number **Q** Qualified

SAT 13 AUG 2022

Start Time 10:45

End Time 11:15

Women's Kayak Junior
Semi-final

Results

Rank	Bib No.	Name	Ctry	Time	Penalty Seconds	Total Time	Behind	
1	14	KNEBLOVA Klara	CZE	95.02	2	97.02		Q
2	13	PIRRO Paulina	GER	98.30	2	100.30	+3.28	Q
3	26	SAMKOVA Olga	CZE	98.93	2	100.93	+3.91	Q
4	1	BRZESKA Dominika	POL	95.82	6	101.82	+4.80	Q
5	3	GONI Leire	ESP	100.30	4	104.30	+7.28	Q
6	5	ODRIOZOLA Maite	ESP	100.65	4	104.65	+7.63	Q
7	29	DANEK Hanna	POL	104.00	2	106.00	+8.98	Q
8	4	SIMONIDESOVA Lucia	SVK	100.22	6	106.22	+9.20	Q
9	28	GLOBOKAR Sara	SLO	106.10	2	108.10	+11.08	Q
10	6	WILD Charlotte	GER	105.51	4	109.51	+12.49	Q
11	10	SEGURA Haizea	ESP	106.63	8	114.63	+17.61	
12	20	BLYTHE-SHIELDS Zoe	GBR	105.39	14	119.39	+22.37	
13	25	PECSCE-ROUE Nina	FRA	116.51	10	126.51	+29.49	
14	15	SVEHLOVA Katerina	CZE	93.93	58	151.93	+54.91	
15	12	IZOVA Petronela	SVK	110.18	54	164.18	+67.16	
16	16	DUC Jessica	SUI	112.13	58	170.13	+73.11	
17	31	STANISLAVSKA Laura	SVK	122.90	62	184.90	+87.88	
18	21	VUILLEUMIER Eyleen	SUI	129.75	56	185.75	+88.73	
19	27	DELAHAYE Clara	FRA	106.66	102	208.66	+111.64	
20	8	PISTONI Lucia	ITA	103.94	110	213.94	+116.92	

Progression System: 1 to 10 to Final, rest eliminated.

Legend:

No. Number **Q** Qualified

SAT 13 AUG 2022

Start Time 14:05

End Time 14:24

Women's Kayak Junior
Final

Results

Rank	Bib No.	Name	Ctry	Time	Penalty Seconds	Total Time	Behind
1	13	PIRRO Paulina	GER	91.89	0	91.89	
2	26	SAMKOVA Olga	CZE	94.00	0	94.00	+2.11
3	5	ODRIOZOLA Maite	ESP	94.05	2	96.05	+4.16
4	14	KNEBLOVA Klara	CZE	93.83	4	97.83	+5.94
5	4	SIMONIDESOVA Lucia	SVK	99.63	2	101.63	+9.74
6	29	DANEK Hanna	POL	97.58	6	103.58	+11.69
7	3	GONI Leire	ESP	100.94	8	108.94	+17.05
8	6	WILD Charlotte	GER	98.01	50	148.01	+56.12
9	1	BRZESKA Dominika	POL	94.77	54	148.77	+56.88
10	28	GLOBOKAR Sara	SLO	127.31	100	227.31	+135.42

Legend:
No. Number

THU 11 AUG 2022

Start Time 11:50

End Time 14:24

Women's Kayak Junior

Final Results List

Rank	Bib No.	Name	Ctry	Time	Penalty Seconds	Total Time	Behind
Final							
1	13	PIRRO Paulina	GER	91.89	0	91.89	
2	26	SAMKOVA Olga	CZE	94.00	0	94.00	+2.11
3	5	ODRIOZOLA Maite	ESP	94.05	2	96.05	+4.16
4	14	KNEBLOVA Klara	CZE	93.83	4	97.83	+5.94
5	4	SIMONIDESOVA Lucia	SVK	99.63	2	101.63	+9.74
6	29	DANEK Hanna	POL	97.58	6	103.58	+11.69
7	3	GONI Leire	ESP	100.94	8	108.94	+17.05
8	6	WILD Charlotte	GER	98.01	50	148.01	+56.12
9	1	BRZESKA Dominika	POL	94.77	54	148.77	+56.88
10	28	GLOBOKAR Sara	SLO	127.31	100	227.31	+135.42
Semi-Final							
11	10	SEGURA Haizea	ESP	106.63	8	114.63	+17.61
12	20	BLYTHE-SHIELDS Zoe	GBR	105.39	14	119.39	+22.37
13	25	PECSCE-ROUE Nina	FRA	116.51	10	126.51	+29.49
14	15	SVEHLOVA Katerina	CZE	93.93	58	151.93	+54.91
15	12	IZOVA Petronela	SVK	110.18	54	164.18	+67.16
16	16	DUC Jessica	SUI	112.13	58	170.13	+73.11
17	31	STANISLAVSKA Laura	SVK	122.90	62	184.90	+87.88
18	21	VUILLEUMIER Eyleen	SUI	129.75	56	185.75	+88.73
19	27	DELAHAYE Clara	FRA	106.66	102	208.66	+111.64
20	8	PISTONI Lucia	ITA	103.94	110	213.94	+116.92
Heats							
21	30	LIBER Katarzyna	POL	118.71	4	122.71	+4.56
22	9	PINTERIC Naja	SLO	115.79	8	123.79	+5.64
23	17	BUETIKOFER Fia	SUI	121.82	2	123.82	+5.67
24	19	KONTCHAKOV Arina	GBR	119.28	8	127.28	+9.13
25	11	BABIN Cerise	FRA	125.91	4	129.91	+11.76
26	7	SHATTOCK Katherine	GBR	124.49	8	132.49	+14.34
27	18	LAMPIC Ema	SLO	130.10	16	146.10	+27.95
28	2	KRECH Lucie	GER	110.71	56	166.71	+48.56
29	22	MANIET Lilou	BEL	126.37	62	188.37	+70.22
30	32	LISOVSKA Mariia	UKR	131.65	58	189.65	+71.50
31	33	VAN VLIET Veerle	NED	126.71	112	238.71	+120.56
32	35	PASICHNYK Anastasiia	UKR	163.65	116	279.65	+161.50
33	23	MELOVA Olgica	MKD	163.95	160	323.95	+205.80
34	24	SCHRAM Loes	NED	174.31	158	332.31	+214.16
	34	WILLEKENS Floortje	NED			DNF	

Legend:

DNF Did Not Finish

No. Number

THU 11 AUG 2022

Start Time 9:55

End Time 10:43

Women's Kayak Under 23
Heats Run 1

Results

Rank	Bib No.	Name	Ctry	Time	Penalty Seconds	Total Time	Behind	
1	10	NESNIDALOVA Lucie	CZE	98.93	0	98.93		Q
2	3	GALUSKOVA Antonie	CZE	98.30	2	100.30	+1.37	Q
3	4	DORIA VILARRUBLA Monica	AND	101.12	0	101.12	+2.19	Q
4	11	MARX Alena	SUI	99.26	2	101.26	+2.33	Q
5	20	LEAVER Lois	GBR	101.08	2	103.08	+4.15	Q
6	2	PRIGENT Romane	FRA	101.35	2	103.35	+4.42	Q
7	5	SORRIBES Laia	ESP	100.28	4	104.28	+5.35	Q
8	7	BERTONCELLI Marta	ITA	102.36	2	104.36	+5.43	Q
9	24	CHLEBOVA Ivana	SVK	100.88	4	104.88	+5.95	Q
10	13	HUG Angele	FRA	101.16	4	105.16	+6.23	Q
11	14	HANKE Franziska	GER	103.18	2	105.18	+6.25	Q
12	9	HAMER-EVANS Megan	GBR	101.31	4	105.31	+6.38	Q
13	29	SPAGNOL Agata	ITA	105.72	0	105.72	+6.79	Q
14	17	KRIESINGER Janina	BEL	105.73	0	105.73	+6.80	Q
15	15	BRAENDLE Naemi	SUI	105.33	2	107.33	+8.40	Q
16	33	DANEK Dominika	POL	106.56	2	108.56	+9.63	
17	12	PLOCHMANN Annkatrin	GER	103.14	6	109.14	+10.21	
18	1	HOCEVAR Eva Alina	SLO	105.69	4	109.69	+10.76	
19	19	GLEJTEKOVA Simona	SVK	103.81	6	109.81	+10.88	
20	31	SPICER Phoebe	GBR	102.56	8	110.56	+11.63	
21	25	BELINGAR Sara	SLO	107.82	6	113.82	+14.89	
22	26	MATTI Svenja	SUI	111.09	6	117.09	+18.16	
23	23	STACH Aleksandra	POL	111.74	8	119.74	+20.81	
24	16	MALAGUTI Francesca	ITA	104.87	16	120.87	+21.94	
25	32	SATKOVA Gabriela	CZE	119.59	2	121.59	+22.66	
26	28	BENGERI Katja	CRO	122.37	2	124.37	+25.44	
27	35	LYCHKO Anna	UKR	117.04	8	125.04	+26.11	
28	34	DZIADOSZ Julia	POL	135.47	4	139.47	+40.54	
29	22	ARREGUI Olatz	ESP	105.87	50	155.87	+56.94	
30	6	VUITTON Emma	FRA	102.92	56	158.92	+59.99	
31	21	NOVAK Lea	SLO	108.75	52	160.75	+61.82	
32	27	BARROSO Anna	ESP	110.53	56	166.53	+67.60	
33	38	ZYBINA Tetiana	UKR	154.05	14	168.05	+69.12	
34	18	APEL Emily	GER	111.51	58	169.51	+70.58	
35	8	STANOVSKA Sonja	SVK	114.69	58	172.69	+73.76	
36	37	PITCHER FARRELL Cleo	IRL	172.35	4	176.35	+77.42	
37	30	SALASEVICIUTE-TURBINOVA Veronika	LTU	168.70	10	178.70	+79.77	
38	36	VAN DE MEERAKKER Suzan	NED	172.56	72	244.56	+145.63	

Progression System: 1 to 15 to Semi-final, rest to Heats Run 2.

Legend:

No. Number Q Qualified

THU 11 AUG 2022

Start Time 13:00

End Time 13:23

Women's Kayak Under 23
Heats Run 2

Results

Rank	Bib No.	Name	Ctry	Time	Penalty Seconds	Total Time	Behind	
1	6	VUITTON Emma	FRA	100.28	0	100.28		Q
2	32	SATKOVA Gabriela	CZE	101.18	0	101.18	+0.90	Q
3	12	PLOCHMANN Annkatrin	GER	97.95	6	103.95	+3.67	Q
4	1	HOCEVAR Eva Alina	SLO	103.02	2	105.02	+4.74	Q
5	18	APEL Emily	GER	100.76	6	106.76	+6.48	Q
6	8	STANOVSKA Sona	SVK	103.34	4	107.34	+7.06	
7	22	ARREGUI Olatz	ESP	101.74	6	107.74	+7.46	
8	16	MALAGUTI Francesca	ITA	106.42	6	112.42	+12.14	
9	21	NOVAK Lea	SLO	104.86	8	112.86	+12.58	
10	33	DANEK Dominika	POL	107.25	6	113.25	+12.97	
11	19	GLEJTEKOVA Simona	SVK	111.24	4	115.24	+14.96	
12	25	BELINGAR Sara	SLO	111.79	8	119.79	+19.51	
13	26	MATTI Svenja	SUI	119.77	4	123.77	+23.49	
14	23	STACH Aleksandra	POL	121.39	6	127.39	+27.11	
15	34	DZIADOSZ Julia	POL	134.45	8	142.45	+42.17	
16	30	SALASEVICIUTE-TURBINOVA Veronika	LTU	127.41	20	147.41	+47.13	
17	37	PITCHER FARRELL Cleo	IRL	142.87	10	152.87	+52.59	
18	31	SPICER Phoebe	GBR	102.43	54	156.43	+56.15	
19	28	BENGERI Katja	CRO	111.41	54	165.41	+65.13	
20	27	BARROSO Anna	ESP	109.88	64	173.88	+73.60	
21	36	VAN DE MEERAKKER Suzan	NED	188.87	16	204.87	+104.59	
22	35	LYCHKO Anna	UKR	125.49	110	235.49	+135.21	
	38	ZYBINA Tetiana	UKR			DNF		

Progression System: 1 to 5 to Semi-final, rest eliminated.

Legend:	No.	Number	Q	Qualified
DNF	Did Not Finish			

SAT 13 AUG 2022

Start Time 9:20

End Time 9:50

Women's Kayak Under 23
Semi-final

Results

Rank	Bib No.	Name	Ctry	Time	Penalty Seconds	Total Time	Behind	
1	10	NESNIDALOVA Lucie	CZE	89.45	0	89.45		Q
2	13	HUG Angele	FRA	89.59	0	89.59	+0.14	Q
3	7	BERTONCELLI Marta	ITA	91.28	0	91.28	+1.83	Q
4	18	APEL Emily	GER	91.78	0	91.78	+2.33	Q
5	6	VUITTON Emma	FRA	90.95	2	92.95	+3.50	Q
6	24	CHLEBOVA Ivana	SVK	92.34	2	94.34	+4.89	Q
7	12	PLOCHMANN Annkatrin	GER	92.65	2	94.65	+5.20	Q
8	2	PRIGENT Romane	FRA	91.27	4	95.27	+5.82	Q
9	3	GALUSKOVA Antonie	CZE	93.36	2	95.36	+5.91	Q
10	9	HAMER-EVANS Megan	GBR	93.98	2	95.98	+6.53	Q
11	1	HOCEVAR Eva Alina	SLO	93.00	4	97.00	+7.55	
11	4	DORIA VILARRUBLA Monica	AND	93.00	4	97.00	+7.55	
13	11	MARX Alena	SUI	93.34	4	97.34	+7.89	
14	32	SATKOVA Gabriela	CZE	93.61	4	97.61	+8.16	
15	14	HANKE Franziska	GER	94.78	4	98.78	+9.33	
16	15	BRAENDLE Naemi	SUI	97.41	2	99.41	+9.96	
17	29	SPAGNOL Agata	ITA	97.05	4	101.05	+11.60	
18	20	LEAVER Lois	GBR	99.91	2	101.91	+12.46	
19	5	SORRIBES Laia	ESP	102.44	0	102.44	+12.99	
20	17	KRIESINGER Janina	BEL	104.45	4	108.45	+19.00	

Progression System: 1 to 10 to Final, rest eliminated.

Legend:

No. Number Q Qualified

SAT 13 AUG 2022

Start Time 13:05

End Time 13:24

Women's Kayak Under 23

Final

Results

Rank	Bib No.	Name	Ctry	Time	Penalty Seconds	Total Time	Behind
1	3	GALUSKOVA Antonie	CZE	88.88	0	88.88	
2	13	HUG Angele	FRA	89.35	0	89.35	+0.47
3	18	APEL Emily	GER	86.82	4	90.82	+1.94
4	6	VUITTON Emma	FRA	91.43	0	91.43	+2.55
5	2	PRIGENT Romane	FRA	92.02	2	94.02	+5.14
6	9	HAMER-EVANS Megan	GBR	92.27	6	98.27	+9.39
7	7	BERTONCELLI Marta	ITA	94.64	4	98.64	+9.76
8	12	PLOCHMANN Annkatrin	GER	94.82	4	98.82	+9.94
9	24	CHLEBOVA Ivana	SVK	99.60	2	101.60	+12.72
10	10	NESNIDALOVA Lucie	CZE	98.84	8	106.84	+17.96

Legend:
No. Number

THU 11 AUG 2022

Start Time 9:55

End Time 13:24

Women's Kayak Under 23

Final Results List

Rank	Bib No.	Name	Ctry	Time	Penalty Seconds	Total Time	Behind
Final							
1	3	GALUSKOVA Antonie	CZE	88.88	0	88.88	
2	13	HUG Angele	FRA	89.35	0	89.35	+0.47
3	18	APEL Emily	GER	86.82	4	90.82	+1.94
4	6	VUITTON Emma	FRA	91.43	0	91.43	+2.55
5	2	PRIGENT Romane	FRA	92.02	2	94.02	+5.14
6	9	HAMER-EVANS Megan	GBR	92.27	6	98.27	+9.39
7	7	BERTONCELLI Marta	ITA	94.64	4	98.64	+9.76
8	12	PLOCHMANN Annkatrin	GER	94.82	4	98.82	+9.94
9	24	CHLEBOVA Ivana	SVK	99.60	2	101.60	+12.72
10	10	NESNIDALOVA Lucie	CZE	98.84	8	106.84	+17.96
Semi-Final							
11	1	HOCEVAR Eva Alina	SLO	93.00	4	97.00	+7.55
11	4	DORIA VILARRUBLA Monica	AND	93.00	4	97.00	+7.55
13	11	MARX Alena	SUI	93.34	4	97.34	+7.89
14	32	SATKOVA Gabriela	CZE	93.61	4	97.61	+8.16
15	14	HANKE Franziska	GER	94.78	4	98.78	+9.33
16	15	BRAENDLE Naemi	SUI	97.41	2	99.41	+9.96
17	29	SPAGNOL Agata	ITA	97.05	4	101.05	+11.60
18	20	LEAVER Lois	GBR	99.91	2	101.91	+12.46
19	5	SORRIBES Laia	ESP	102.44	0	102.44	+12.99
20	17	KRIESINGER Janina	BEL	104.45	4	108.45	+19.00
Heats							
21	8	STANOVSKA Sona	SVK	103.34	4	107.34	+7.06
22	22	ARREGUI Olatz	ESP	101.74	6	107.74	+7.46
23	16	MALAGUTI Francesca	ITA	106.42	6	112.42	+12.14
24	21	NOVAK Lea	SLO	104.86	8	112.86	+12.58
25	33	DANEK Dominika	POL	107.25	6	113.25	+12.97
26	19	GLEJTEKOVA Simona	SVK	111.24	4	115.24	+14.96
27	25	BELINGAR Sara	SLO	111.79	8	119.79	+19.51
28	26	MATTI Svenja	SUI	119.77	4	123.77	+23.49
29	23	STACH Aleksandra	POL	121.39	6	127.39	+27.11
30	34	DZIADOSZ Julia	POL	134.45	8	142.45	+42.17
31	30	SALASEVICIUTE-TURBINOVA Veronika	LTU	127.41	20	147.41	+47.13
32	37	PITCHER FARRELL Cleo	IRL	142.87	10	152.87	+52.59
33	31	SPICER Phoebe	GBR	102.43	54	156.43	+56.15
34	28	BENGERI Katja	CRO	111.41	54	165.41	+65.13
35	27	BARROSO Anna	ESP	109.88	64	173.88	+73.60
36	36	VAN DE MEERAKKER Suzan	NED	188.87	16	204.87	+104.59
37	35	LYCHKO Anna	UKR	125.49	110	235.49	+135.21
	38	ZYBINA Tetiana	UKR			DNF	

Legend:

DNF Did Not Finish

No. Number

TUE 5 JUL 2022

Start Time 14:52

End Time 15:17

**Men's Canoe Teams Junior
Final**
Results

Rank	Bib No.	Name	Ctry	Time	Penalty Seconds	Total Time	Behind
1	4	Spain IMAZ Markel	ESP VICENTE Marc	99.66	4	103.66	
2	2	France CORNU Martin	FRA MAILLEFER Quentin	103.40	2	105.40	+1.74
3	3	Germany GOSSE Franz	GER PAASCHEN Louis	103.55	2	105.55	+1.89
4	7	Australia CROSBEE Mark	AUS PANKHURST George	107.62	0	107.62	+3.96
5	8	Italy SPAGNOL Marino	ITA MAIUTTO Elio	101.94	6	107.94	+4.28
6	1	Czech Republic VETROVSKY Tomas	CZE KRATOCHVIL Lukas	105.24	8	113.24	+9.58
7	9	Great Britain MCDONALD Edward	GBR SMITH Philip	110.39	4	114.39	+10.73
8	5	Slovenia GALE Martin	SLO TROJANSEK Matej	113.87	4	117.87	+14.21
9	10	Japan YAMAMOTO Keigo	JPN SAITO Shota	112.74	50	162.74	+59.08
	6	Slovakia KRAJCI Samuel	SVK STAFFEN David			DNS	
						IVANECKY Jaromir	

Legend:
DNS Did Not Start

No. Number

TUE 5 JUL 2022

Start Time 14:15

End Time 14:45

**Men's Canoe Teams Under 23
Final**
Results

Rank	Bib No.	Name	Ctry	Time	Penalty Seconds	Total Time	Behind
1	3	France DEBLIQUY Mewen	FRA BERNARDET Jules	92.32	0	92.32	
2	9	Poland SZTUBA Kacper	POL NOWOBILSKI Szymon	102.53	2	104.53	+12.21
3	1	Slovenia POLENCIC Nejc	SLO JAVORNIK Jus	98.66	6	104.66	+12.34
4	4	Germany TUCHSCHERER Lennard	GER KIES Benjamin	98.85	6	104.85	+12.53
5	11	Australia BASSETT Lachlan	AUS ROSS Benjamin	105.05	0	105.05	+12.73
6	6	Slovakia MACUS Ludovit	SVK JANOVCIK Adam	99.17	6	105.17	+12.85
7	5	Spain TRAVE Miquel	ESP BURGOS David	97.39	8	105.39	+13.07
8	2	Czech Republic HEGER Vojtech	CZE KRATOCHVIL Martin	101.73	4	105.73	+13.41
9	8	Italy BARZON Martino	ITA MICOZZI Flavio	97.92	8	105.92	+13.60
10	12	New Zealand PUCHNER Oliver	NZL ANDERSON Finn	111.08	14	125.08	+32.76
11	7	Great Britain LINKSTED Peter	GBR KETTLE James	100.05	52	152.05	+59.73
	10	Argentina TRIPANO Manuel	ARG TRIPANO Nicolas			DNS	

Legend:
DNS Did Not Start

No. Number

Results

Rank	Bib No.	Name	Ctry	Time	Penalty Seconds	Total Time	Behind
1	4	Slovakia MACUS Ondrej	SVK RUMANSKY Richard	95.21	0 STANKO Filip	95.21	
2	3	France CASTRYCK Titouan	FRA MONASSE Hugo	98.22	0 REBY Theo	98.22	+3.01
3	17	Great Britain LEAVER Sam	GBR MCDONALD Edward	101.01	2 WYLLIE Oscar	103.01	+7.80
4	7	Spain CONTRERAS Manel	ESP ARRUABARRENA Javier	97.48	6 MBELU Ikenna	103.48	+8.27
5	9	Austria KREMSLEHNER Moritz	AUT PREISL Paul	101.98	6 ZEITLHOFER Simon	107.98	+12.77
6	6	Poland PIPREK Jan	POL REGIEC Wiktor	102.74	6 KOSCIUKIEWICZ Marcin	108.74	+13.53
7	1	Slovenia HOCEVAR Ziga Lin	SLO JEKLIN Rene	108.67	4 ZOBEC URBANCIC Atej	112.67	+17.46
8	20	Ukraine IVCHENKO Artem	UKR SOVKO Serhii	106.19	8 POLISHCHUK Bohdan	114.19	+18.98
9	8	United States LONG Merle	USA SHARP Samuel	111.47	10 JUNG Davis	121.47	+26.26
10	13	North Macedonia PETRUSHEV Angel	MKD RIBARSKI Stefan	122.24	4 IGNATOV Koce	126.24	+31.03
11	21	New Zealand PILBROW Ben	NZL BLOOR Vincent	118.40	16 GOLDSMITH Tom	134.40	+39.19
12	2	Czech Republic VENC Stepan	CZE SEMERAD Adam	96.56	52 NOVAK Matyas	148.56	+53.35
13	5	Germany ERSCHIG Luis	GER KONRAD Marten	96.43	54 BUECHNER Jonas	150.43	+55.22
14	10	Italy FERRAZZI Xabier	ITA GRIMANDI Gabriele	98.40	58 PISTONI Michele Giuseppe	156.40	+61.19
15	18	Australia MONTALTO Sebastian	AUS CROSBEE Mark	101.30	56 DALZIEL Hamish	157.30	+62.09
16	19	Canada CHRISTENSEN Nathan	CAN PARRY Daniel	112.65	54 ZIMMERMAN Isaac	166.65	+71.44
17	11	Switzerland FEHLMANN Nicolas	SUI GUTKNECHT Patrick	131.46	106 KASPER Dominic	237.46	+142.25
18	12	Lithuania PRANSKUNAS Vejas	LTU DRAZDAUSKAS Augustas	135.15	118 STASIULEVICIUS Vilandas	253.15	+157.94
19	15	Kazakhstan KOROBOV Alexandr	KAZ MAMBETOV Imangali	158.67	110 POLTORANIN Artyom	268.67	+173.46
20	22	Japan IMAGAWA Ryota	JPN SAITO Teppei	118.60	164 HAKOMORI Masato	282.60	+187.39
	16	Argentina CASTIGLIONE Tobias	ARG KOBBER Sebastian			DNF TRIPANO Manuel	
	14	Romania BATORI DONCA SIMON Luca Stefan	ROU KOZMA Patrick			DNF OLAR Matteo-Alexander	

Legend:
DNF Did Not Finish

No. Number

Results

Rank	Bib No.	Name	Ctry	Time	Penalty Seconds	Total Time	Behind
1	5	Italy GRIMANDI Leonardo	ITA GHISSETTI Davide	91.15	2	93.15	
2	11	Spain TRAVE Miquel	ESP ECHANIZ Pau	89.44	4	93.44	+0.29
3	2	France DELASSUS Anatole	FRA SAUSSEREAU Pierre Louis	93.76	0	93.76	+0.61
4	15	Belgium AUBERTIN Maxime	BEL DE COSTER Gabriel	94.45	0	94.45	+1.30
5	3	Germany STANZEL Christian	GER DIETZ Joshua	96.56	0	96.56	+3.41
6	12	Switzerland ROHRER Jan	SUI ROHRER Pitt	94.70	2	96.70	+3.55
7	6	Great Britain DICKSON Jonny	GBR HAYLETT Ben	94.49	4	98.49	+5.34
8	20	Japan SAITO Kosuke	JPN MUTO Yusuke	98.81	2	100.81	+7.66
9	13	United States JOSEPH Joshua	USA FRIEDENSON Kaelin	100.55	4	104.55	+11.40
10	17	Australia MONTALTO Joshua	AUS MONTALTO Sebastian	97.47	8	105.47	+12.32
11	9	Canada BALDONI Alex	CAN BOYD Trevor	101.32	8	109.32	+16.17
12	4	Poland KUCHNO Tadeusz	POL CIAGLO Michal	105.67	4	109.67	+16.52
13	8	Brazil RODRIGUES Guilherme	BRA SORGETZ Murillo	106.93	4	110.93	+17.78
14	19	Slovakia BURAN Ilja	SVK GALOVIC Maximilian	104.90	8	112.90	+19.75
15	22	Turkey ACAR Mustafa Arda	TUR YILMAZ Kubilay	124.89	2	126.89	+33.74
16	14	Latvia PLAUDIS Martins	LAT KURVINS Ivo	121.76	6	127.76	+34.61
17	1	Czech Republic KREJCI Jakub	CZE BARTA Jan	94.39	50	144.39	+51.24
18	7	Slovenia VALANT Ulan	SLO TOMINC Lan	96.86	56	152.86	+59.71
19	18	Netherlands HOEDEMAKER Rutger	NED PAPENBURG Bjarne	140.34	14	154.34	+61.19
20	16	New Zealand MUTTON Zack	NZL SNOOK George	98.81	58	156.81	+63.66
21	21	Ireland HANNON Louis	IRL MORLEY Tom	114.31	64	178.31	+85.16
22	10	Ukraine FEDORENKO Oleksandr	UKR SAKHNO Bohdan	121.64	112	233.64	+140.49

Legend:
No. Number

TUE 5 JUL 2022

Start Time 15:50

End Time 16:09

**Women's Canoe Teams Junior
Final**
Results

Rank	Bib No.	Name	Ctry	Time	Penalty Seconds	Total Time	Behind
1	1	Czech Republic KNEBLOVA Klara	CZE MORENOVA Adriana	116.36	6 SAMKOVA Olga	122.36	
2	2	Germany KRECH Lucie	GER GOETZE Lena	128.51	10 RAPPE Kimberley	138.51	+16.15
3	3	Slovakia PANKOVA Zuzana	SVK IZOVA Petronela	135.24	4 DIESKOVA Ema	139.24	+16.88
4	5	Slovenia PINTERIC Naja	SLO LAMPIC Ema	130.55	12 JUG Asja	142.55	+20.19
5	8	Great Britain KONTCHAKOV Arina	GBR BLYTHE-SHIELDS Zoe	136.98	58 SHATTOCK Katherine	194.98	+72.62
6	6	Poland LIBER Katarzyna	POL BEDNARCZYK Martyna	177.89	72 REBIASZ Martyna	249.89	+127.53
7	4	France OTEIZA Nahia	FRA LAURENT Zoe	135.59	118 ESTANGUET Rozmarina	253.59	+131.23
8	7	Spain GUTIERREZ Malen	ESP GONI Leire	134.83	156 LOPEZ Nora	290.83	+168.47

Legend:
No. Number

TUE 5 JUL 2022

Start Time 15:25

End Time 15:44

**Women's Canoe Teams Under 23
Final**
Results

Rank	Bib No.	Name	Ctry	Time	Penalty Seconds	Total Time	Behind
1	1	Czech Republic SATKOVA Gabriela	CZE RIHOVA Eva	104.10	0	104.10	
2	8	Italy BORGHI Elena	ITA BERTONCELLI Marta	112.50	2	114.50	+10.40
3	4	Great Britain FORROW Bethan	GBR OGILVIE Sophie	109.33	6	115.33	+11.23
4	3	Slovakia GLEJTEKOVA Simona	SVK LUKNAROVA Emanuela	113.64	6	119.64	+15.54
5	6	Germany SUESS Hannah	GER JAKOB Zoe	115.73	4	119.73	+15.63
6	5	Slovenia HOCEVAR Eva Alina	SLO NOVAK Lea	115.84	4	119.84	+15.74
7	2	France ROISIN Laurene	FRA JANSSEN Fanchon	116.29	10	126.29	+22.19
8	7	Spain LAMEIRO Ainhoa	ESP GONZALEZ Clara	113.64	66	179.64	+75.54

Legend:
No. Number

TUE 5 JUL 2022

Start Time 9:55

End Time 10:23

Women's Kayak Teams Junior
Final
Results

Rank	Bib No.	Name	Ctry	Time	Penalty Seconds	Total Time	Behind
1	2	Czech Republic KNEBLOVA Klara	CZE SVEHLOVA Katerina	106.51	4	110.51	
2	7	Slovakia PANKOVA Zuzana	SVK IZOVA Petronela	117.86	2	119.86	+9.35
3	4	Spain GONI Leire	ESP SEGURA Haizea	114.06	10	124.06	+13.55
4	6	France DELAHAYE Clara	FRA PECSCE-ROUE Nina	122.29	6	128.29	+17.78
5	9	United States LEIBFARTH Evy	USA ALTMAN Marcella	123.89	8	131.89	+21.38
6	8	Switzerland BUETIKOFER Fia	SUI DUC Jessica	126.19	6	132.19	+21.68
7	11	Great Britain SHATTOCK Katherine	GBR BLYTHE-SHIELDS Zoe	128.30	6	134.30	+23.79
8	10	Poland BRZESKA Dominika	POL DANEK Hanna	128.54	10	138.54	+28.03
9	1	Germany KRECH Lucie	GER WILD Charlotte	133.06	12	145.06	+34.55
10	5	New Zealand SHEAFF Holly	NZL UHL Pipi	165.08	20	185.08	+74.57
11	3	Slovenia PINTERIC Naja	SLO SKOK Ula	152.36	110	262.36	+151.85

Legend:
No. Number





Results





Rank	Bib No.	Name	Ctry	Time	Penalty Seconds	Total Time	Behind
1	6	Czech Republic GALUSKOVA Antonie	CZE SATKOVA Gabriela	105.94	0	105.94	
2	3	Germany PLOCHMANN Annkatrin	GER APEL Emily	104.98	2	106.98	+1.04
3	1	France VUITTON Emma	FRA PRIGENT Romane	103.58	4	107.58	+1.64
4	2	Slovakia GLEJTEKOVA Simona	SVK MINTALOVA Eliska	109.22	2	111.22	+5.28
5	5	Slovenia HOCEVAR Eva Alina	SLO NOVAK Lea	109.09	4	113.09	+7.15
6	10	Switzerland MARX Alena	SUI BRAENDLE Naemi	113.03	2	115.03	+9.09
7	7	Spain SORRIBES Laia	ESP BARROSO Anna	114.38	4	118.38	+12.44
8	14	Poland BRZESKA Dominika	POL STACH Aleksandra	113.08	6	119.08	+13.14
9	4	Great Britain HAMER-EVANS Megan	GBR SPICER Phoebe	119.51	2	121.51	+15.57
10	11	Japan NAGASU Momoka	JPN TAKIGUCHI Minami	139.19	14	153.19	+47.25
11	12	Italy SPAGNOL Agata	ITA BERTONCELLI Marta	107.40	58	165.40	+59.46
12	13	New Zealand THOMAS Hannah	NZL CULLWICK Kahlia	156.68	12	168.68	+62.74
13	9	United States SRIBAR Ria	USA PLATA Laura	195.40	12	207.40	+101.46
14	8	Canada BALDONI Lea	CAN GILFILLAN Sophie	124.61	318	442.61	+336.67





Legend:
No. Number





Brackets

Quarterfinal - 14 AUG 15:19				
Rk	Bib	Name	Ctry	Remarks





Quarterfinal 1				
1	1	 SAVLI J.	SLO	
2	12	 GRIMANDI G.	ITA	
3	16	 IMAZ M.	ESP	
4	8	 LEAVER S.	GBR	





Quarterfinal 2				
1	5	 VENC S.	CZE	
2	9	 MCDONALD E.	GBR	
3	4	 MONASSE H.	FRA	FLT (5)
4	13	 OLAR M.	ROU	FLT (3)

Quarterfinal 3				
1	3	 CASTRYCK T.	FRA	
2	6	 NOVAK M.	CZE	
3	14	 CONTRERAS M.	ESP	FLT (5)
4	10	 KONRAD M.	GER	FLT (2)





Quarterfinal 4				
1	2	 CORNU M.	FRA	
2	7	 PIPREK J.	POL	FLT (5)
3	15	 ARRUBARRENA J.	ESP	FLT (5)
4	11	 FERRAZZI X.	ITA	FLT (5)

Semi-final - 14 AUG 16:08				
Rk	Bib	Name	Ctry	Remarks

Semi-final 1				
1	9	 MCDONALD E.	GBR	
2	12	 GRIMANDI G.	ITA	FLT (4)
3	5	 VENC S.	CZE	FLT (4)
4	1	 SAVLI J.	SLO	FLT (2)

Semi-final 2				
1	3	 CASTRYCK T.	FRA	
2	2	 CORNU M.	FRA	
3	7	 PIPREK J.	POL	FLT (4)
4	6	 NOVAK M.	CZE	FLT (1)

Final - 14 AUG 16:39				
Rk	Bib	Name	Ctry	Remarks

Final				
1	3	 CASTRYCK T.	FRA	
2	2	 CORNU M.	FRA	
3	9	 MCDONALD E.	GBR	
4	12	 GRIMANDI G.	ITA	FLT (2)

Ranking Summary		
GOLD	CASTRYCK Titouan	FRA
SILVER	CORNU Martin	FRA
BRONZE	MCDONALD Edward	GBR
	4 GRIMANDI Gabriele	ITA
	5 VENC Stepan	CZE
	6 PIPREK Jan	POL
	7 SAVLI Jakob	SLO
	8 NOVAK Matyas	CZE

Legend:

B Blue Bib
Y Yellow Bib

FLT Fault

G Green Bib

R Red Bib

Rk Rank

SAT 13 AUG 2022

Start Time 16:45

Men's Extreme Kayak Junior

Final Results List

Rank	Bib No.	Name	Ctry	Time	Behind	Remarks
Final						
1		CASTRYCK Titouan	FRA			
2		CORNU Martin	FRA			
3		MCDONALD Edward	GBR			
4		GRIMANDI Gabriele	ITA			
Semi-Final						
5		VENC Stepan	CZE			
6		PIPREK Jan	POL			
7		SAVLI Jakob	SLO			
8		NOVAK Matyas	CZE			
Quarterfinal						
9		MONASSE Hugo	FRA			
10		CONTRERAS Manel	ESP			
11		ARRUABARRENA Javier	ESP			
12		IMAZ Markel	ESP			
13		LEAVER Sam	GBR			
14		KONRAD Marten	GER			
15		FERRAZZI Xabier	ITA			
16		OLAR Matteo-Alexander	ROU			
Qualification						
17		SOVKO Serhii	UKR	41.37	+3.48	
18		STANKO Filip	SVK	41.50	+3.61	
19		REGIEC Wiktor	POL	41.56	+3.67	
20		HOCEVAR Ziga Lin	SLO	41.59	+3.70	
21		STANZEL Christian	GER	41.74	+3.85	
22		ZEITLHOFER Simon	AUT	42.26	+4.37	
22		RUMANSKY Richard	SVK	42.26	+4.37	
24		PREISL Paul	AUT	42.61	+4.72	
25		GUTKNECHT Patrick	SUI	42.78	+4.89	
26		WYLLIE Oscar	GBR	42.90	+5.01	
27		MACUS Ondrej	SVK	43.01	+5.12	
28		MANIET Mathys	BEL	43.04	+5.15	
29		DIETZ Enrico	GER	43.07	+5.18	
30		POLISHCHUK Bohdan	UKR	43.88	+5.99	
31		FEHLMANN Nicolas	SUI	44.13	+6.24	
32		URBAN Michal	CZE	46.07	+8.18	
33		KOZMA Patrick	ROU	49.28	+11.39	
34		BATORI DONCA SIMON Luca Stefan	ROU	54.24	+16.35	FLT (7)
35		BELIEN Beer	NED	56.03	+18.14	FLT (7)
36		PISTONI Michele	ITA	39.14	+1.25	FLT (5)
37		KREMSLEHNER Moritz	AUT	40.76	+2.87	FLT (5)
38		IVCHENKO Artem	UKR	42.86	+4.97	FLT (5)
39		PANTAZIS Nikolaos	GRE	50.52	+12.63	FLT (5)
40		CORODAN Dan Ionut	ROU	55.12	+17.23	FLT (5)
41		KOSCIUKIEWICZ Marcin	POL	46.13	+8.24	FLT (3)
		KASPER Dominic	SUI			DNS

Legend:

DNS Did Not Start

No. Number

SAT 13 AUG 2022

Start Time 16:45

End Time 17:17

Men's Extreme Kayak Junior
Time Trials

Results

Rank	Bib No.	Name	Ctry	Time	Behind	Remarks
1	8	SAVLI Jakob	SLO	37.89		Q
2	15	CORNU Martin	FRA	38.16	+0.27	Q
3	2	CASTRYCK Titouan	FRA	39.24	+1.35	Q
4	14	MONASSE Hugo	FRA	39.38	+1.49	Q
5	18	VENC Stepan	CZE	39.80	+1.91	Q
6	20	NOVAK Matyas	CZE	39.84	+1.95	Q
7	40	PIPREK Jan	POL	40.13	+2.24	Q
8	6	LEAVER Sam	GBR	40.39	+2.50	Q
8	28	MCDONALD Edward	GBR	40.39	+2.50	Q
10	39	KONRAD Marten	GER	40.44	+2.55	Q
11	25	FERRAZZI Xabier	ITA	40.57	+2.68	Q
12	38	GRIMANDI Gabriele	ITA	40.86	+2.97	Q
13	3	OLAR Matteo-Alexander	ROU	41.30	+3.41	Q
13	23	CONTRERAS Manel	ESP	41.30	+3.41	Q
15	17	ARRUABARRENA Javier	ESP	41.32	+3.43	Q
16	7	IMAZ Markel	ESP	41.35	+3.46	Q
17	1	SOVKO Serhii	UKR	41.37	+3.48	
18	34	STANKO Filip	SVK	41.50	+3.61	
19	35	REGIEC Wiktor	POL	41.56	+3.67	
20	10	HOCEVAR Ziga Lin	SLO	41.59	+3.70	
21	22	STANZEL Christian	GER	41.74	+3.85	
22	31	ZEITLHOFER Simon	AUT	42.26	+4.37	
22	30	RUMANSKY Richard	SVK	42.26	+4.37	
24	5	PREISL Paul	AUT	42.61	+4.72	
25	32	GUTKNECHT Patrick	SUI	42.78	+4.89	
26	16	WYLLIE Oscar	GBR	42.90	+5.01	
27	9	MACUS Ondrej	SVK	43.01	+5.12	
28	21	MANIET Mathys	BEL	43.04	+5.15	
29	33	DIETZ Enrico	GER	43.07	+5.18	
30	12	POLISHCHUK Bohdan	UKR	43.88	+5.99	
31	24	FEHLMANN Nicolas	SUI	44.13	+6.24	
32	27	URBAN Michal	CZE	46.07	+8.18	
33	4	KOZMA Patrick	ROU	49.28	+11.39	
34	37	BATORI DONCA SIMON Luca Stefan	ROU	54.24	+16.35	FLT (7)
35	41	BELIEN Beer	NED	56.03	+18.14	FLT (7)
36	26	PISTONI Michele	ITA	39.14	+1.25	FLT (5)
37	11	KREMSLEHNER Moritz	AUT	40.76	+2.87	FLT (5)
38	13	IVCHENKO Artem	UKR	42.86	+4.97	FLT (5)
39	42	PANTAZIS Nikolaos	GRE	50.52	+12.63	FLT (5)
40	36	CORODAN Dan Ionut	ROU	55.12	+17.23	FLT (5)
41	19	KOSCIUKIEWICZ Marcin	POL	46.13	+8.24	FLT (3)
	29	KASPER Dominic	SUI	-		DNS

16 fastest qualify to the Quarterfinal. Remainder are eliminated.

Legend:

DNS Did Not Start **No.** Number **Q** Qualified

Brackets

Quarterfinal - 14 AUG 15:06			
Forerunners 14 AUG 14:50			
Rk	Bib	Name	Ctry Remarks

Quarterfinal 1			
1	16	Y ECHANIZ P.	ESP
2	8	G KREJCI J.	CZE
3	12	B AUBERTIN M.	BEL
4	1	R ROHRER J.	SUI FLT (5)

Quarterfinal 2			
1	5	G BREMER T.	GER
2	4	R HEGER V.	CZE
3	13	Y DE COSTER G.	BEL FLT (2)
4	9	B GJOSHI L.	KOS FLT (2)

Quarterfinal 3			
1	14	Y UKALOVIC T.	CRO
2	10	B ADISSON G.	FRA
3	6	G CUESTA D.	ESP
4	3	R KANCLER T.	SLO FLT (3)

Quarterfinal 4			
1	2	R DELASSUS A.	FRA
2	11	B TRAVE M.	ESP
3	7	G HAYLETT B.	GBR
4	15	Y KUCHNO T.	POL FLT (5)

Semi-final - 14 AUG 16:01			
Rk	Bib	Name	Ctry Remarks

Semi-final 1			
1	4	B HEGER V.	CZE
2	16	G ECHANIZ P.	ESP
3	8	Y KREJCI J.	CZE
4	5	R BREMER T.	GER FLT (5)

Semi-final 2			
1	10	B ADISSON G.	FRA
2	2	R DELASSUS A.	FRA FLT (4)
3	14	G UKALOVIC T.	CRO FLT (4)
4	11	Y TRAVE M.	ESP FLT (3)

Final - 14 AUG 16:36			
Rk	Bib	Name	Ctry Remarks

Final			
1	16	Y ECHANIZ P.	ESP
2	2	B DELASSUS A.	FRA
3	10	G ADISSON G.	FRA
4	4	R HEGER V.	CZE

Ranking Summary		
GOLD	ECHANIZ Pau	ESP
SILVER	DELASSUS Anatole	FRA
BRONZE	ADISSON Gael	FRA
	4 HEGER Vojtech	CZE
	5 KREJCI Jakub	CZE
	6 UKALOVIC Thomas	CRO
	7 BREMER Tim	GER
	8 TRAVE Miquel	ESP

Legend:

B Blue Bib
Y Yellow Bib

FLT Fault

G Green Bib

R Red Bib

Rk Rank

SAT 13 AUG 2022

Start Time 16:10

Men's Extreme Kayak Under 23

Final Results List

Rank	Bib No.	Name	Ctry	Time	Behind	Remarks
Final						
1		ECHANIZ Pau	ESP			
2		DELASSUS Anatole	FRA			
3		ADISSON Gael	FRA			
4		HEGER Vojtech	CZE			
Semi-Final						
5		KREJCI Jakub	CZE			
6		UKALOVIC Thomas	CRO			
7		BREMER Tim	GER			
8		TRAVE Miquel	ESP			
Quarterfinal						
9		CUESTA Dario	ESP			
10		HAYLETT Ben	GBR			
11		AUBERTIN Maxime	BEL			
12		DE COSTER Gabriel	BEL			
13		ROHRER Jan	SUI			
14		KANCLER Tine	SLO			
15		GJOSHI Lorand	KOS			
16		KUCHNO Tadeusz	POL			
Qualification						
17		FEDORENKO Oleksandr	UKR	40.68	+4.91	
18		GONSENICA Adam	SVK	40.82	+5.05	
19		PETEK Marko	SLO	40.83	+5.06	
20		ROHRER Pitt	SUI	41.13	+5.36	
21		WOS Michal	POL	41.21	+5.44	
22		MORLEY Tom	IRL	41.60	+5.83	
23		BURAN Ilija	SVK	43.65	+7.88	
24		SAKHNO Bohdan	UKR	43.67	+7.90	
25		ANDEREGG Noe	SUI	43.77	+8.00	
26		CIAGLO Michal	POL	43.92	+8.15	
27		KOLLIAS Georgios	GRE	44.71	+8.94	
28		SPAGNOL Marino	ITA	45.62	+9.85	
29		ROMPAPAS Georgios	GRE	49.61	+13.84	
30		VOLKOV Valentyn	UKR	52.38	+16.61	
31		DE GROEN Joppe	NED	60.04	+24.27	
32		CHAPPELL Etienne	GBR	38.27	+2.50	FLT (5)
33		GALOVIC Maximilian	SVK	41.20	+5.43	FLT (5)
34		HENNIN Victor	BEL	43.03	+7.26	FLT (5)
35		MAIUTTO Elio	ITA	43.38	+7.61	FLT (5)
36		GRAVITIS Edgars	LAT	45.73	+9.96	FLT (5)
37		BARTA Jan	CZE	36.82	+1.05	FLT (3)
38		SAUSSEREAU Pierre Louis	FRA	38.57	+2.80	FLT (2)
39		DICKSON Jonny	GBR	40.05	+4.28	FLT (2)
40		BUECHNER Jonas	GER	44.93	+9.16	FLT (2)
41		TROIANNOS Charalampos	GRE	56.22	+20.45	FLT (1)
		DIETZ Joshua	GER			DNS

Legend:

DNS Did Not Start

No. Number

SAT 13 AUG 2022

Start Time 16:10

End Time 16:42

Men's Extreme Kayak Under 23
Time Trials

Results

Rank	Bib No.	Name	Ctry	Time	Behind	Remarks
1	59	ROHRER Jan	SUI	35.77		Q
2	58	DELASSUS Anatole	FRA	37.11	+1.34	Q
3	51	KANCLER Tine	SLO	37.54	+1.77	Q
4	52	HEGER Vojtech	CZE	37.59	+1.82	Q
5	89	BREMER Tim	GER	37.75	+1.98	Q
6	78	CUESTA Dario	ESP	38.09	+2.32	Q
7	55	HAYLETT Ben	GBR	38.24	+2.47	Q
8	63	KREJCI Jakub	CZE	38.27	+2.50	Q
9	61	GJOSHI Lorand	KOS	38.29	+2.52	Q
10	53	ADISSON Gael	FRA	38.47	+2.70	Q
11	64	TRAVE Miquel	ESP	38.53	+2.76	Q
12	60	AUBERTIN Maxime	BEL	38.70	+2.93	Q
13	54	DE COSTER Gabriel	BEL	38.81	+3.04	Q
14	66	UKALOVIC Thomas	CRO	39.81	+4.04	Q
15	86	KUCHNO Tadeusz	POL	40.31	+4.54	Q
16	57	ECHANIZ Pau	ESP	40.59	+4.82	Q
17	71	FEDORENKO Oleksandr	UKR	40.68	+4.91	
18	62	GONSENICA Adam	SVK	40.82	+5.05	
19	56	PETEK Marko	SLO	40.83	+5.06	
20	65	ROHRER Pitt	SUI	41.13	+5.36	
21	87	WOS Michal	POL	41.21	+5.44	
22	77	MORLEY Tom	IRL	41.60	+5.83	
23	79	BURAN Ilja	SVK	43.65	+7.88	
24	67	SAKHNO Bohdan	UKR	43.67	+7.90	
25	83	ANDEREGG Noe	SUI	43.77	+8.00	
26	73	CIAGLO Michal	POL	43.92	+8.15	
27	91	KOLLIAS Georgios	GRE	44.71	+8.94	
28	88	SPAGNOL Marino	ITA	45.62	+9.85	
29	90	ROMPAPAS Georgios	GRE	49.61	+13.84	
30	69	VOLKOV Valentyn	UKR	52.38	+16.61	
31	92	DE GROEN Joppe	NED	60.04	+24.27	
32	70	CHAPPELL Etienne	GBR	38.27	+2.50	FLT (5)
33	76	GALOVIC Maximilian	SVK	41.20	+5.43	FLT (5)
34	75	HENNIN Victor	BEL	43.03	+7.26	FLT (5)
35	84	MAIUTTO Elio	ITA	43.38	+7.61	FLT (5)
36	68	GRAVITIS Edgars	LAT	45.73	+9.96	FLT (5)
37	80	BARTA Jan	CZE	36.82	+1.05	FLT (3)
38	81	SAUSSEREAU Pierre Louis	FRA	38.57	+2.80	FLT (2)
39	72	DICKSON Jonny	GBR	40.05	+4.28	FLT (2)
40	85	BUECHNER Jonas	GER	44.93	+9.16	FLT (2)
41	82	TROIANNOS Charalampos	GRE	56.22	+20.45	FLT (1)
	74	DIETZ Joshua	GER	-		DNS

16 fastest qualify to the Quarterfinal. Remainder are eliminated.

Legend:

DNS Did Not Start **No.** Number **Q** Qualified

Brackets

Quarterfinal - 14 AUG 15:44			
Rk	Bib	Name	Ctry Remarks

Quarterfinal 1			
1	8	G KONTCHAKOV A.	GBR
2	1	R LAURENT Z.	FRA
3	12	B SVEHLOVA K.	CZE FLT (5)
4	16	Y LAMPIC E.	SLO FLT (5)

Quarterfinal 2			
1	5	G PISTONI L.	ITA
2	4	R KNEBLOVA K.	CZE
3	9	B DUC J.	SUI
4	13	Y WILD C.	GER

Quarterfinal 3			
1	3	R PINTERIC N.	SLO
2	10	B DELAHAYE C.	FRA
3	6	G GONI L.	ESP
4	14	Y VUILLEUMIER E.	SUI FLT (5)

Quarterfinal 4			
1	2	R SAMKOVA O.	CZE
2	15	Y GUTIERREZ M.	ESP
3	11	B OTEIZA N.	FRA
4	7	G IZOVA P.	SVK FLT (2)

Semi-final - 14 AUG 16:22			
Rk	Bib	Name	Ctry Remarks

Semi-final 1			
1	5	R PISTONI L.	ITA
2	8	G KONTCHAKOV A.	GBR
3	4	Y KNEBLOVA K.	CZE
4	1	B LAURENT Z.	FRA FLT (2)

Semi-final 2			
1	2	R SAMKOVA O.	CZE
2	3	G PINTERIC N.	SLO
3	10	B DELAHAYE C.	FRA
4	15	Y GUTIERREZ M.	ESP FLT (4)

Final - 14 AUG 16:45			
Rk	Bib	Name	Ctry Remarks

Final			
1	2	R SAMKOVA O.	CZE
2	3	B PINTERIC N.	SLO
3	8	Y KONTCHAKOV A.	GBR
4	5	G PISTONI L.	ITA FLT (1)

Ranking Summary		
GOLD	SAMKOVA Olga	CZE
SILVER	PINTERIC Naja	SLO
BRONZE	KONTCHAKOV Arina	GBR
	4 PISTONI Lucia	ITA
	5 KNEBLOVA Klara	CZE
	6 DELAHAYE Clara	FRA
	7 LAURENT Zoe	FRA
	8 GUTIERREZ Malen	ESP

Legend:							
B	Blue Bib	FLT	Fault	G	Green Bib	R	Red Bib
Y	Yellow Bib					Rk	Rank

SAT 13 AUG 2022

Start Time 17:50

Women's Extreme Kayak Junior

Final Results List

Rank	Bib No.	Name	Ctry	Time	Behind	Remarks
Final						
1		SAMKOVA Olga	CZE			
2		PINTERIC Naja	SLO			
3		KONTCHAKOV Arina	GBR			
4		PISTONI Lucia	ITA			
Semi-Final						
5		KNEBLOVA Klara	CZE			
6		DELAHAYE Clara	FRA			
7		LAURENT Zoe	FRA			
8		GUTIERREZ Malen	ESP			
Quarterfinal						
9		GONI Leire	ESP			
10		DUC Jessica	SUI			
11		OTEIZA Nahia	FRA			
12		SVEHLOVA Katerina	CZE			
13		IZOVA Petronela	SVK			
14		WILD Charlotte	GER			
15		VUILLEUMIER Eyleen	SUI			
16		LAMPIC Ema	SLO			
Qualification						
17		SHATTOCK Katherine	GBR	50.03	+7.59	
18		BUETIKOFER Fia	SUI	50.37	+7.93	
19		SEGURA Haizea	ESP	50.77	+8.33	
20		LIBER Katarzyna	POL	51.07	+8.63	
21		SIMONIDESOVA Lucia	SVK	49.37	+6.93	FLT (5)
22		MANIET Lilou	BEL	65.45	+23.01	FLT (2)
23		LISOVSKA Mariia	UKR	58.79	+16.35	FLT (1)
		PIRRO Paulina	GER			DNS
		KRECH Lucie	GER			DNS
		BLYTHE-SHIELDS Zoe	GBR			DNS

Legend:

DNS Did Not Start

No. Number

SAT 13 AUG 2022

Start Time 17:50

End Time 18:09

Women's Extreme Kayak Junior
Time Trials

Results

Rank	Bib No.	Name	Ctry	Time	Behind	Remarks
1	122	LAURENT Zoe	FRA	42.44		Q
2	125	SAMKOVA Olga	CZE	42.45	+0.01	Q
3	112	PINTERIC Naja	SLO	42.58	+0.14	Q
4	121	KNEBLOVA Klara	CZE	45.07	+2.63	Q
5	130	PISTONI Lucia	ITA	45.19	+2.75	Q
6	118	GONI Leire	ESP	45.44	+3.00	Q
7	120	IZOVA Petronela	SVK	45.58	+3.14	Q
8	119	KONTCHAKOV Arina	GBR	45.83	+3.39	Q
9	124	DUC Jessica	SUI	46.07	+3.63	Q
10	129	DELAHAYE Clara	FRA	46.53	+4.09	Q
11	128	OTEIZA Nahia	FRA	46.64	+4.20	Q
12	126	SVEHLOVA Katerina	CZE	47.61	+5.17	Q
13	116	WILD Charlotte	GER	48.60	+6.16	Q
14	131	VUILLEUMIER Eyleen	SUI	48.81	+6.37	Q
15	117	GUTIERREZ Malen	ESP	49.22	+6.78	Q
16	114	LAMPIC Ema	SLO	49.30	+6.86	Q
17	127	SHATTOCK Katherine	GBR	50.03	+7.59	
18	132	BUETIKOFER Fia	SUI	50.37	+7.93	
19	111	SEGURA Haizea	ESP	50.77	+8.33	
20	113	LIBER Katarzyna	POL	51.07	+8.63	
21	115	SIMONIDESOVA Lucia	SVK	49.37	+6.93	FLT (5)
22	136	MANIET Lilou	BEL	65.45	+23.01	FLT (2)
23	135	LISOVSKA Mariia	UKR	58.79	+16.35	FLT (1)
	123	PIRRO Paulina	GER	-		DNS
	133	KRECH Lucie	GER	-		DNS
	134	BLYTHE-SHIELDS Zoe	GBR	-		DNS

16 fastest qualify to the Quarterfinal. Remainder are eliminated.

Legend:

DNS Did Not Start **No.** Number **Q** Qualified

Brackets

Quarterfinal - 14 AUG 15:32				
Rk	Bib	Name	Ctry	Remarks

Quarterfinal 1				
1	8	G VUITTON E.	FRA	
2	1	R BRAENDLE N.	SUI	
3	12	B MARX A.	SUI	
4	16	Y SPICER P.	GBR	

Quarterfinal 2				
1	9	B ARREGUI O.	ESP	
2	13	Y LEAVER L.	GBR	
3	4	R PRIGENT R.	FRA	FLT (1)
4	5	G NESNIDALOVA L.	CZE	FLT (1)

Quarterfinal 3				
1	3	R HAMER-EVANS M.	GBR	
2	14	Y GONZALEZ C.	ESP	
3	6	G STANOVSKA S.	SVK	
4	10	B KNEBLOVA T.	CZE	FLT (5)

Quarterfinal 4				
1	2	R HOCEVAR E.	SLO	
2	11	B PIETRACHA E.	FRA	
3	15	Y BARROSO M.	ESP	
4	7	G GALUSKOVA A.	CZE	FLT (S)

Semi-final - 14 AUG 16:15				
Rk	Bib	Name	Ctry	Remarks

Semi-final 1				
1	13	Y LEAVER L.	GBR	FLT (5)
2	9	G ARREGUI O.	ESP	FLT (5)
3	8	R VUITTON E.	FRA	FLT (3)
4	1	B BRAENDLE N.	SUI	FLT (1)

Semi-final 2				
1	11	B PIETRACHA E.	FRA	
2	2	R HOCEVAR E.	SLO	
3	3	G HAMER-EVANS M.	GBR	
4	14	Y GONZALEZ C.	ESP	

Final - 14 AUG 16:42				
Rk	Bib	Name	Ctry	Remarks

Final				
1	2	B HOCEVAR E.	SLO	
2	9	Y ARREGUI O.	ESP	
3	11	R PIETRACHA E.	FRA	
4	13	G LEAVER L.	GBR	FLT (1)

Ranking Summary		
GOLD	HOCEVAR Eva Alina	SLO
SILVER	ARREGUI Olatz	ESP
BRONZE	PIETRACHA Eva	FRA
	4 LEAVER Lois	GBR
	5 HAMER-EVANS Megan	GBR
	6 VUITTON Emma	FRA
	7 BRAENDLE Naemi	SUI
	8 GONZALEZ Clara	ESP

Legend:		FLT	Fault	G	Green Bib	R	Red Bib	Rk	Rank
B	Blue Bib	Y	Yellow Bib						
S	Start								

SAT 13 AUG 2022

Start Time 17:20

Women's Extreme Kayak Under 23

Final Results List

Rank	Bib No.	Name	Ctry	Time	Behind	Remarks
Final						
1		HOCEVAR Eva Alina	SLO			
2		ARREGUI Olatz	ESP			
3		PIETRACHA Eva	FRA			
4		LEAVER Lois	GBR			
Semi-Final						
5		HAMER-EVANS Megan	GBR			
6		VUITTON Emma	FRA			
7		BRAENDLE Naemi	SUI			
8		GONZALEZ Clara	ESP			
Quarterfinal						
9		PRIGENT Romane	FRA			
10		STANOVSKA Sona	SVK			
11		MARX Alena	SUI			
12		BARROSO Maria	ESP			
13		NESNIDALOVA Lucie	CZE			
14		GALUSKOVA Antonie	CZE			
15		KNEBLOVA Tereza	CZE			
16		SPICER Phoebe	GBR			
Qualification						
17		CHLEBOVA Ivana	SVK	45.93	+6.71	
18		STACH Aleksandra	POL	46.44	+7.22	
19		DANEK Dominika	POL	46.75	+7.53	
20		LYCHKO Anna	UKR	47.59	+8.37	
21		SPAGNOL Agata	ITA	48.34	+9.12	
22		MALAGUTI Francesca	ITA	48.98	+9.76	
23		PLOCHMANN Annkatrin	GER	49.00	+9.78	
24		PITCHER FARRELL Cleo	IRL	54.82	+15.60	
25		KOECHER Johanna	SUI	44.05	+4.83	FLT (7)
26		NOVAK Lea	SLO	40.93	+1.71	FLT (5)
27		HANKE Franziska	GER	44.40	+5.18	FLT (5)
28		SALASEVICIUTE-TURBINOVA Veronika	LTU	52.15	+12.93	FLT (5)
29		VAN DE MEERAKKER Suzan	NED	60.18	+20.96	FLT (2)
		ZYBINA Tetiana	UKR			DNF
		DORIA VILARRUBLA Monica	AND			DNS
		APEL Emily	GER			DNS

Legend:

DNF Did Not Finish **DNS** Did Not Start **No.** Number

SAT 13 AUG 2022

Start Time 17:20

End Time 17:43

Women's Extreme Kayak Under 23
Time Trials

Results

Rank	Bib No.	Name	Ctry	Time	Behind	Remarks
1	160	BRAENDLE Naemi	SUI	39.22		Q
2	157	HOCEVAR Eva Alina	SLO	40.53	+1.31	Q
3	156	HAMER-EVANS Megan	GBR	41.77	+2.55	Q
4	152	PRIGENT Romane	FRA	42.10	+2.88	Q
5	162	NESNIDALOVA Lucie	CZE	42.14	+2.92	Q
6	154	STANOVSKA Sona	SVK	42.54	+3.32	Q
7	155	GALUSKOVA Antonie	CZE	42.82	+3.60	Q
8	171	VUITTON Emma	FRA	43.01	+3.79	Q
9	153	ARREGUI Olatz	ESP	43.15	+3.93	Q
10	172	KNEBLOVA Tereza	CZE	43.17	+3.95	Q
11	163	PIETRACHA Eva	FRA	43.22	+4.00	Q
12	161	MARX Alena	SUI	43.84	+4.62	Q
13	165	LEAVER Lois	GBR	43.87	+4.65	Q
14	166	GONZALEZ Clara	ESP	44.77	+5.55	Q
15	178	BARROSO Maria	ESP	45.32	+6.10	Q
16	167	SPICER Phoebe	GBR	45.50	+6.28	Q
17	175	CHLEBOVA Ivana	SVK	45.93	+6.71	
18	158	STACH Aleksandra	POL	46.44	+7.22	
19	177	DANEK Dominika	POL	46.75	+7.53	
20	170	LYCHKO Anna	UKR	47.59	+8.37	
21	174	SPAGNOL Agata	ITA	48.34	+9.12	
22	179	MALAGUTI Francesca	ITA	48.98	+9.76	
23	169	PLOCHMANN Annkatrin	GER	49.00	+9.78	
24	180	PITCHER FARRELL Cleo	IRL	54.82	+15.60	
25	159	KOECHER Johanna	SUI	44.05	+4.83	FLT (7)
26	173	NOVAK Lea	SLO	40.93	+1.71	FLT (5)
27	164	HANKE Franziska	GER	44.40	+5.18	FLT (5)
28	176	SALASEVICIUTE-TURBINOVA Veronika	LTU	52.15	+12.93	FLT (5)
29	182	VAN DE MEERAKKER Suzan	NED	60.18	+20.96	FLT (2)
30	181	ZYBINA Tetiana	UKR	-		DNF
	151	DORIA VILARRUBLA Monica	AND	-		DNS
	168	APEL Emily	GER	-		DNS

16 fastest qualify to the Quarterfinal. Remainder are eliminated.

Legend:

DNF Did Not Finish DNS Did Not Start No. Number
Q Qualified