

# Results

16:10:53, 03/09/2023

World Champion **HUN Kata HORVATH** 2022 POR Ponte de Lima **1:36:23.11**

**31/08/2023 8:30 PG ceremony: 14:35 WCH Race 1 K1 Junior Women 17,70 km**

Boat Number	Bib(s)	NF	Name(s)	P1	P2	P3	P4	P5	Time
1	4 246	HUN	Zsafia SZERAFIN 2005	0:15:55 (1)	0:38:12 (4)	0:48:39 (1)	1:05:09 (1)	1:21:56 (1)	1:27:16.44
2	21 217	GBR	Greta ROESER 2005	0:15:57 (4)	0:38:17 (14)	0:48:40 (2)	1:05:10 (2)	1:22:04 (2)	1:27:32.85 00:16.41
3	1 105	ARG	Martina CATALANO 2006	0:15:56 (2)	0:38:14 (9)	0:48:42 (3)	1:05:10 (2)	1:22:10 (3)	1:27:45.21 00:28.77
4	6 103	ARG	Lara DOUTHAT 2006	0:15:59 (8)	0:38:14 (9)	0:48:52 (7)	1:06:16 (6)	1:24:16 (4)	1:29:46.00 02:29.56
5	10 347	SVK	Romana SVECOVA 2005	0:15:59 (8)	0:38:13 (6)	0:48:49 (6)	1:06:14 (4)	1:24:16 (4)	1:29:48.30 02:31.86
6	24 351	RSA	Georgia SINGE 2006	0:15:56 (2)	0:38:17 (14)	0:48:47 (5)	1:06:15 (5)	1:24:17 (6)	1:29:49.72 02:33.28
7	3 379	ESP	Llara TUSET 2005	0:15:58 (6)	0:38:10 (2)	0:49:01 (8)	1:06:51 (7)	1:24:45 (7)	1:30:33.91 03:17.47
8	25 203	GER	Hjordis SOMMER 2005	0:16:02 (11)	0:38:16 (14)	0:50:01 (12)	1:07:47 (10)	1:25:20 (9)	1:30:48.58 03:32.14
9	22 278	ITA	Cecilia CHIESA 2005	0:15:57 (4)	0:38:18 (21)	0:49:57 (9)	1:07:45 (8)	1:25:18 (8)	1:30:49.47 03:33.03
10	14 352	RSA	Holly SMITH 2006	0:16:03 (12)	0:38:17 (14)	0:49:59 (10)	1:07:47 (10)	1:26:12 (11)	1:32:02.38 04:45.94
11	7 171	DEN	Sara ANDERSEN 2005	0:16:01 (10)	0:38:13 (6)	0:50:00 (11)	1:07:46 (9)	1:26:11 (10)	1:32:08.85 04:52.41
12	9 418	SWE	Moa NILSSON 2006	0:16:21 (14)	0:38:14 (9)	0:52:01 (14)	1:10:02 (12)	1:28:37 (12)	1:34:22.01 07:05.57
13	16 380	ESP	Malen JUARISTI 2006	0:16:47 (15)	0:38:11 (3)	0:52:01 (14)	1:10:36 (13)	1:29:31 (13)	1:35:17.07 08:00.63
14	5 277	ITA	Cecilia ABASCIA 2008	0:16:20 (13)	0:38:06 (1)	0:52:00 (13)	1:10:39 (15)	1:29:33 (14)	1:35:24.72 08:08.28
15	12 121	AUS	Chelsea SUTTON 2006	0:16:47 (15)	0:38:18 (21)	0:52:02 (14)	1:10:37 (14)	1:29:36 (15)	1:35:28.12 08:11.68
16	23 169	DEN	Naja ZWISLER 2005	0:17:21 (17)	0:38:13 (6)	0:53:42 (17)	1:12:20 (14)	1:31:26 (14)	1:37:11.78 09:55.34
17	13 122	AUS	Emma MURRAY 2005	0:17:22 (18)	0:38:17 (14)	0:53:42 (17)	1:12:20 (14)	1:31:27 (17)	1:37:17.49 10:01.05
18	19 270	IRL	Kate O'HALLORAN 2005	0:17:23 (20)	0:38:15 (12)	0:53:43 (19)	1:12:23 (18)	1:31:29 (18)	1:37:35.55 10:19.11
19	20 312	NZL	Briana TREWERN 2005	0:17:22 (18)	0:38:18 (21)	0:54:58 (20)	1:14:53 (19)	1:34:52 (19)	1:41:32.02 14:15.58
20	15 313	NZL	Deva BENNETT 2005	0:17:59 (21)	0:38:17 (14)	0:56:03 (21)	1:15:34 (20)	1:35:30 (20)	1:42:38.09 15:21.65
21	11 295	JPN	Shiho KIRIHATA 2006	0:18:42 (23)	0:38:12 (4)	0:57:33 (22)	1:17:22 (21)	1:37:57 (21)	1:44:35.52 17:19.08
22	2 240	HUN	Kinga MOLNAR 2006	0:18:03 (22)	0:38:15 (12)				DNF 20:12 (2)

# Results

16:10:53, 03/09/2023

World Champion **HUN Kata HORVATH** 2022 POR Ponte de Lima **1:36:23.11**

**31/08/2023 8:30 PG ceremony: 14:35 WCH Race 1 K1 Junior Women 17,70 km**

Boat Number	Bib(s)	NF	Name(s)	P1	P2	P3	P4	P5	Time
23	18	218 GBR	 Isla BETHUNE 2005	0:15:58 (6)	0:38:16 (14)	0:48:43 (4)			<b>DNF</b>
									22:18 (1*) 10:27 (2)

5 laps, 4 portages, 1 small lap

23

World Champion **POR Beatriz FERNANDES** 2022 POR Ponte de Lima **1:09:06.39**

**31/08/2023 8:35 PG ceremony: 14:40 WCH Race 2 C1 Junior Women 11,10 km**







Boat Number	Bib(s)	NF	Name(s)	P1	P2	P3	Time
1	34	383 ESP	 Nerea NOVO 2006	0:18:51 (1)	0:38:25 (2)	0:58:34 (2)	<b>1:04:52.03</b>
2	35	237 HUN	 Imola BATKA 2005	0:18:52 (2)	0:38:24 (1)	0:58:32 (1)	<b>1:05:07.16</b>
3	31	279 ITA	 Francesca VIGORITO 2005	0:18:53 (3)	0:38:34 (3)	0:58:55 (3)	<b>1:05:42.81</b>
4	32	429 THA	 Nootchanat THOONGPONG 2005	0:19:18 (4)	0:39:20 (4)	1:00:25 (4)	<b>1:07:26.29</b>
5	33	371 ESP	 Candela ROMERO 2007	0:19:37 (5)	0:40:00 (5)	1:00:50 (5)	<b>1:07:37.34</b>
6	36	430 THA	 Suthimon CHUEATHAMDEE 2007	0:19:39 (4)	0:40:09 (6)	1:01:33 (6)	<b>1:08:35.68</b>
7	37	202 GER	 Helene PRAETZ 2005	0:20:51 (7)	0:42:57 (7)	1:06:27 (7)	<b>1:14:02.77</b>
8	38	440 DEN	 Maja LOLLIKE 2005	0:23:46 (8)	0:48:25 (8)	1:14:06 (8)	<b>1:21:58.52</b>

3 laps, 2 portages, 1 small lap

8

World Champion **SWE Melina ANDERSSON** 2022 POR Ponte de Lima **14:22.83**

**31/08/2023 10:35 PG ceremony: WCH Race 3 K1 Women - Short Race Heat 1 3,40 km**

Boat Number	Bib(s)	NF	Name(s)	P1	P2	Time
1	49	244 HUN	 Vanda KISZLI 1993	0:05:26 (2)	0:11:10 (1)	<b>16:20.69</b>
2	47	319 NOR	 Anna SLETSJOEE 1997	0:05:28 (4)	0:11:34 (3)	<b>16:56.50</b>
3	44	235 HUN	 Emese KOHALMI 2002	0:05:25 (1)	0:11:32 (2)	<b>16:56.83</b>
4	41	164 DEN	 Anne WINTHER 1997	0:05:27 (3)	0:11:35 (4)	<b>16:59.12</b>
5	50	310 NED	 Odette VAN VOORST 2003	0:05:37 (5)	0:11:51 (5)	<b>17:29.02</b>
6	48	190 FRA	 Mathilde FOREST 2002	0:05:38 (7)	0:11:57 (7)	<b>17:36.78</b>

# Results

16:10:53, 03/09/2023

World Champion **SWE Melina ANDERSSON** 2022 POR Ponte de Lima **14:22.83**

**31/08/2023 10:35 PG ceremony: WCH Race 3 K1 Women - Short Race Heat 1 3,40 km**

Boat Number	Bib(s)	NF	Name(s)	P1	P2	Time
7	52 377	ESP	Irati OSA 1997	0:05:37 (5)	0:11:52 (6) 06:15 (6)	18:00.68 01:39.99
8	51 200	GER	Caroline FINK 2004	0:05:57 (9)	0:12:31 (8) 06:34 (8)	18:10.01 01:49.32
9	42 291	JPN	Haruna KOBAYASHI 2005	0:05:49 (8)	0:12:45 (9) 06:56 (9)	18:40.65 02:19.96
10	45 296	JPN	Tenki NASU 2004	0:06:04 (10)	0:13:03 (10) 06:59 (10)	19:22.79 03:02.10
11	43 188	FIN	Sara MIHALIK 1996			<b>DNS</b>
12	53 347	SVK	Romana SVECOVA 2005			<b>DNS</b>

3 small laps, 2 portages  
1/6 + next 8 best times of two heats to final

12

World Champion **SWE Melina ANDERSSON** 2022 POR Ponte de Lima **14:22.83**

**31/08/2023 11:00 PG ceremony: WCH Race 4 K1 Women - Short Race Heat 2 3,40 km**

Boat Number	Bib(s)	NF	Name(s)	P1	P2	Time
1	61 417	SWE	Melina ANDERSSON 1999	0:05:22 (1)	0:11:13 (1) 05:51 (1)	16:25.49
2	65 376	ESP	Eva BARRIOS 1989	0:05:26 (6)	0:11:28 (3) 06:02 (3)	16:44.52 00:19.03
3	63 157	CZE	Katerina MILOVA 2000	0:05:24 (4)	0:11:28 (3) 06:04 (5)	16:45.61 00:20.12
4	67 125	AUS	Rebecca MANN 1995	0:05:27 (7)	0:11:27 (2) 06:00 (2)	16:49.98 00:24.49
5	64 346	SRB	Kristina BEDEC 1986	0:05:23 (2)	0:11:35 (5) 06:12 (7)	16:53.64 00:28.15
6	56 220	GBR	Melissa JOHNSON 1997	0:05:34 (9)	0:11:37 (6) 06:03 (4)	16:54.06 00:28.57
7	66 314	NZL	Doreen KEMP 2000	0:05:32 (8)	0:11:39 (8) 06:07 (6)	16:54.61 00:29.12
8	59 187	EST	Nina RIOSA 1990	0:05:25 (5)	0:11:38 (7) 06:13 (9)	17:09.15 00:43.66
9	68 276	ITA	Beatrice CANDELA 2006	0:05:34 (9)	0:11:51 (9) 06:17 (10)	17:12.22 00:46.73
10	62 104	ARG	Maria COLLUEQUE 1983	0:05:47 (11)	0:11:59 (11) 06:12 (7)	17:13.20 00:47.71
11	60 320	NOR	Elise ERLAND 2000	0:05:23 (2)	0:11:53 (10) 06:30 (11)	17:47.01 01:21.52
12	58 101	ARG	Juliana OTERO 2004	0:06:02 (12)	0:12:49 (12) 06:47 (13)	18:34.50 02:09.01

# Results

16:10:53, 03/09/2023

World Champion **SWE Melina ANDERSSON** 2022 POR Ponte de Lima **14:22.83**

**31/08/2023 11:00 PG ceremony: WCH Race 4 K1 Women - Short Race Heat 2 3,40 km**


















Boat Number	Bib(s)	NF	Name(s)	P1	P2	Time
<b>13</b>	<b>57</b>	<b>315 NZL</b>	 <b>Sarah LOCKWOOD</b> 1999	0:06:08 <sup>(13)</sup>	0:12:50 <sup>(13)</sup>	<b>18:35.48</b> 02:09.99

3 small laps, 2 portages  
1/6 + next 8 best times of two heats to final

**13**

World Champion **POR Fernando PIMENTA** 2022 POR Ponte de Lima **12:49.12**

**31/08/2023 11:25 PG ceremony: WCH Race 5 K1 Men - Short Race Heat 1 3,40 km**

Boat Number	Bib(s)	NF	Name(s)	P1	P2	Time
<b>1</b>	<b>81</b>	<b>179 DEN</b>	 <b>Mads PEDERSEN</b> 1996	0:04:50 <sup>(2)</sup>	0:10:06 <sup>(1)</sup>	<b>14:51.15</b> 05:16 <sup>(1)</sup>
<b>2</b>	<b>79</b>	<b>366 RSA</b>	 <b>Ulvard HART</b> 2001	0:04:52 <sup>(4)</sup>	0:10:08 <sup>(4)</sup>	<b>14:55.42</b> 00:04.27 05:16 <sup>(1)</sup>
<b>3</b>	<b>72</b>	<b>337 POR</b>	 <b>Fernando PIMENTA</b> 1989	0:04:49 <sup>(1)</sup>	0:10:07 <sup>(3)</sup>	<b>14:56.52</b> 00:05.37 05:18 <sup>(4)</sup>
<b>4</b>	<b>74</b>	<b>226 GBR</b>	 <b>James RUSSELL</b> 1997	0:04:50 <sup>(2)</sup>	0:10:06 <sup>(1)</sup>	<b>14:57.83</b> 00:06.68 05:16 <sup>(1)</sup>
<b>5</b>	<b>86</b>	<b>322 NOR</b>	 <b>Eivind VOLD</b> 1993	0:04:53 <sup>(5)</sup>	0:10:23 <sup>(6)</sup>	<b>15:04.96</b> 00:13.81 05:30 <sup>(8)</sup>
<b>6</b>	<b>76</b>	<b>360 RSA</b>	 <b>Clinton COOK</b> 1991	0:04:57 <sup>(6)</sup>	0:10:22 <sup>(5)</sup>	<b>15:05.61</b> 00:14.46 05:25 <sup>(5)</sup>
<b>7</b>	<b>84</b>	<b>253 HUN</b>	 <b>Bruno KOLOZSVARI</b> 2004	0:04:59 <sup>(8)</sup>	0:10:24 <sup>(7)</sup>	<b>15:05.94</b> 00:14.79 05:25 <sup>(5)</sup>
<b>8</b>	<b>75</b>	<b>138 BEL</b>	 <b>Laurens PANNECOUCKE</b> 1988	0:05:00 <sup>(9)</sup>	0:10:33 <sup>(10)</sup>	<b>15:11.62</b> 00:20.47 05:33 <sup>(10)</sup>
<b>9</b>	<b>77</b>	<b>349 SVK</b>	 <b>Milan DORNER</b> 1998	0:04:58 <sup>(7)</sup>	0:10:32 <sup>(9)</sup>	<b>15:12.72</b> 00:21.57 05:34 <sup>(11)</sup>
<b>10</b>	<b>83</b>	<b>116 ARG</b>	 <b>Sebastian GARAYCOCHEA</b> 1995	0:05:02 <sup>(10)</sup>	0:10:30 <sup>(8)</sup>	<b>15:19.30</b> 00:28.15 05:28 <sup>(7)</sup>
<b>11</b>	<b>89</b>	<b>136 BEL</b>	 <b>Daan COX</b> 1997	0:05:05 <sup>(13)</sup>	0:10:42 <sup>(12)</sup>	<b>15:33.32</b> 00:42.17 05:37 <sup>(12)</sup>
<b>12</b>	<b>85</b>	<b>290 ITA</b>	 <b>Matteo VITTOR</b> 2004	0:05:03 <sup>(12)</sup>	0:10:33 <sup>(10)</sup>	<b>15:35.72</b> 00:44.57 05:30 <sup>(8)</sup>
<b>13</b>	<b>88</b>	<b>428 SUI</b>	 <b>Tim MULLER</b> 2000	0:05:02 <sup>(10)</sup>	0:10:48 <sup>(13)</sup>	<b>15:55.20</b> 01:04.05 05:46 <sup>(14)</sup>
<b>14</b>	<b>73</b>	<b>158 CZE</b>	 <b>Filip JAHODA</b> 2004	0:05:06 <sup>(14)</sup>	0:11:02 <sup>(15)</sup>	<b>16:11.82</b> 01:20.67 05:56 <sup>(16)</sup>
<b>15</b>	<b>78</b>	<b>150 CAN</b>	 <b>Jacob CHAINE</b> 1995	0:05:21 <sup>(16)</sup>	0:11:13 <sup>(16)</sup>	<b>16:24.09</b> 01:32.94 05:52 <sup>(15)</sup>
<b>16</b>	<b>90</b>	<b>436 USA</b>	 <b>Andrew SURLES</b> 2001	0:05:16 <sup>(15)</sup>	0:11:01 <sup>(14)</sup>	<b>16:24.52</b> 01:33.37 05:45 <sup>(13)</sup>
<b>17</b>	<b>87</b>	<b>348 SVK</b>	 <b>Michal KLIMO</b> 2006	0:05:25 <sup>(17)</sup>	0:11:34 <sup>(17)</sup>	<b>16:55.04</b> 02:03.89 06:09 <sup>(17)</sup>



# Results

16:10:53, 03/09/2023

World Champion **POR Fernando PIMENTA** 2022 POR Ponte de Lima **12:49.12**

**31/08/2023 11:25 PG ceremony: WCH Race 5 K1 Men - Short Race Heat 1 3,40 km**


















Boat Number	Bib(s)	NF	Name(s)	P1	P2	Time
18	80	207 GER	 Jannis WERNER 1999	0:07:34 <sup>(10)</sup>		<b>DNS</b>

3 small laps, 2 portages  
1/6 + next 8 best times of two heats to final

**18**

World Champion **POR Fernando PIMENTA** 2022 POR Ponte de Lima **12:49.12**

**31/08/2023 11:45 PG ceremony: WCH Race 6 K1 Men - Short Race Heat 2 3,40 km**

Boat Number	Bib(s)	NF	Name(s)	P1	P2	Time
1	106	387 ESP	 Adrian MARTIN 1993	0:04:47 <sup>(2)</sup>	0:10:20 <sup>(2)</sup>	15:03.05
2	100	342 POR	 Jose RAMALHO 1982	0:04:47 <sup>(2)</sup>	05:33 <sup>(10)</sup>	15:03.60 00:00.55
3	105	400 ESP	 Ivan ALONSO 1985	0:04:52 <sup>(6)</sup>	0:10:22 <sup>(5)</sup>	15:03.93 00:00.88
4	92	251 HUN	 Balint NOE 1993	0:04:49 <sup>(5)</sup>	0:10:20 <sup>(2)</sup>	15:04.92 00:01.87
5	95	197 FRA	 Quentin URBAN 1988	0:04:48 <sup>(4)</sup>	0:10:21 <sup>(4)</sup>	15:05.24 00:02.19
6	108	325 NOR	 Jon VOLD 1997	0:04:46 <sup>(1)</sup>	0:10:19 <sup>(1)</sup>	15:06.34 00:03.29
7	94	133 AUS	 Joshua KIPPIN 1990	0:04:55 <sup>(9)</sup>	0:10:24 <sup>(7)</sup>	15:11.36 00:08.31
8	99	230 GBR	 Matthew JOHNSON 1996	0:04:54 <sup>(8)</sup>	0:10:24 <sup>(7)</sup>	15:12.68 00:09.63
9	97	192 FRA	 Baudouin GENIESSE 1999	0:05:05 <sup>(10)</sup>	0:10:32 <sup>(10)</sup>	15:15.42 00:12.37
10	91	113 ARG	 Mauricio ACUNA 1995	0:04:53 <sup>(7)</sup>	0:10:23 <sup>(6)</sup>	15:17.38 00:14.33
11	93	212 GER	 Marcel PAUFLER 1995	0:05:07 <sup>(12)</sup>	0:10:31 <sup>(9)</sup>	15:18.04 00:14.99
12	109	303 JPN	 Lajos GYOKOS 1980	0:05:06 <sup>(11)</sup>	0:10:33 <sup>(11)</sup>	15:24.38 00:21.33
13	96	160 CZE	 Matous PAVLIK 1988	0:05:08 <sup>(13)</sup>	0:10:34 <sup>(12)</sup>	15:25.80 00:22.75
14	103	427 SUI	 Maurus ZULLIG 2004	0:05:21 <sup>(17)</sup>	0:11:11 <sup>(14)</sup>	16:17.68 01:14.63
15	104	332 POL	 Igor WYSZKOWSKI 2005	0:05:17 <sup>(14)</sup>	0:11:26 <sup>(15)</sup>	16:25.44 01:22.39
16	98	283 ITA	 Giacomo COMBI 2001	0:05:18 <sup>(15)</sup>	0:11:03 <sup>(13)</sup>	16:26.64 01:23.59
17	102	152 CAN	 Massimo MONTANARI 2004	0:05:43 <sup>(19)</sup>	0:11:48 <sup>(16)</sup>	17:09.22 02:06.17

# Results

16:10:53, 03/09/2023

World Champion **POR Fernando PIMENTA** 2022 POR Ponte de Lima **12:49.12**

**31/08/2023 11:45 PG ceremony: WCH Race 6 K1 Men - Short Race Heat 2 3,40 km**

Boat Number	Bib(s)	NF	Name(s)	P1	P2	Time
<b>18</b>	107	309 JPN	 Yosei SAKAI 2004	0:05:37 <sup>(18)</sup>	0:11:51 <sup>(17)</sup>	<b>17:24.03</b>
<b>19</b>	101	318 NZL	 Samuel NEWLANDS 1990	0:05:19 <sup>(14)</sup>	06:14 <sup>(17)</sup>	<b>DNS</b>

3 small laps, 2 portages  
1/6 + next 8 best times of two heats to final

**19**

World Champion **ESP Dario SANCHEZ** 2022 POR Ponte de Lima **1:39:31.46**

**31/08/2023 14:30 PG ceremony: 18:30 WCH Race 7 C1 Junior Men 14,40 km**


Boat Number	Bib(s)	NF	Name(s)	P1	P2	P3	P4	Time
<b>1</b>	112	263 HUN	 Mihaly PLUZZSIK 2005	0:16:39 <sup>(1)</sup>	0:33:32 <sup>(1)</sup>	0:50:21 <sup>(1)</sup>	1:07:15 <sup>(1)</sup>	<b>1:12:52.49</b>
<b>2</b>	116	393 ESP	 Dario SANCHEZ 2005	0:16:39 <sup>(1)</sup>	0:33:36 <sup>(3)</sup>	0:50:47 <sup>(3)</sup>	1:08:18 <sup>(2)</sup>	<b>1:13:47.26</b>
<b>3</b>	113	252 HUN	 Botond MERI 2006	0:16:40 <sup>(3)</sup>	0:33:34 <sup>(2)</sup>	0:50:24 <sup>(2)</sup>	1:08:20 <sup>(3)</sup>	<b>1:14:01.05</b>
<b>4</b>	118	333 POL	 Krystian KUBICA 2006	0:16:45 <sup>(4)</sup>	0:33:40 <sup>(4)</sup>	0:51:27 <sup>(4)</sup>	1:09:01 <sup>(4)</sup>	<b>1:14:33.23</b>
<b>5</b>	119	330 POL	 Alex WILGA 2007	0:16:45 <sup>(4)</sup>	0:33:43 <sup>(6)</sup>	0:51:30 <sup>(5)</sup>	1:09:04 <sup>(5)</sup>	<b>1:14:55.12</b>
<b>6</b>	115	407 ESP	 Martin EXPOSITO 2006	0:16:51 <sup>(6)</sup>	0:33:41 <sup>(5)</sup>	0:51:30 <sup>(5)</sup>	1:09:55 <sup>(6)</sup>	<b>1:16:04.97</b>
<b>7</b>	117	281 ITA	 Andrea LA MACCHIA 2005	0:17:34 <sup>(8)</sup>	0:35:37 <sup>(8)</sup>	0:54:06 <sup>(7)</sup>	1:12:36 <sup>(7)</sup>	<b>1:18:12.43</b>
<b>8</b>	111	176 DEN	 Gustav SCALES 2005	0:16:55 <sup>(7)</sup>	0:35:22 <sup>(7)</sup>	0:54:21 <sup>(8)</sup>	1:12:52 <sup>(8)</sup>	<b>1:18:55.36</b>
<b>9</b>	114	210 GER	 Linus GOOSSEN 2006	0:18:02 <sup>(9)</sup>	0:36:51 <sup>(9)</sup>	0:55:58 <sup>(9)</sup>	1:14:58 <sup>(9)</sup>	<b>1:20:59.57</b>

4 laps, 3 portages, 1 small lap

**9**

World Champion **GBR Bethany GILL** 2022 POR Ponte de Lima **17:27.18**

**31/08/2023 16:45 PG ceremony: 18:35 WCH Race 8 C1 Women - Short Race 3,40 km**













Boat Number	Bib(s)	NF	Name(s)	P1	P2	Time
<b>1</b>	121	245 HUN	 Zsofia KISBAN 1997	0:06:12 <sup>(1)</sup>	0:13:00 <sup>(2)</sup>	<b>18:49.34</b>
<b>2</b>	134	431 UKR	 Liudmyla BABAK 1997	0:06:14 <sup>(2)</sup>	0:12:58 <sup>(1)</sup>	<b>19:16.47</b>
<b>3</b>	132	432 UKR	 Olena TSYHANKOVA 1999	0:06:23 <sup>(3)</sup>	0:13:23 <sup>(3)</sup>	<b>19:42.64</b>
<b>4</b>	131	155 CZE	 Alzbeta VEVERKOVA 2001	0:06:40 <sup>(4)</sup>	0:13:58 <sup>(4)</sup>	<b>20:19.39</b>

# Results

16:10:53, 03/09/2023

World Champion **GBR Bethany GILL** 2022 POR Ponte de Lima **17:27.18**

**31/08/2023 16:45 PG ceremony: 18:35 WCH Race 8 C1 Women - Short Race 3,40 km**







Boat Number	Bib(s)	NF	Name(s)	P1	P2	Time
5	135	328 POL	 Paulina GRZELKIEWICZ 1999	0:06:45 (4)	0:14:00 (5) 07:15 (5)	20:21.14 01:31.80
6	123	199 GER	 Annette WEHRMANN 2001	0:06:43 (5)	0:14:13 (4) 07:30 (8)	20:30.00 01:40.66
7	126	383 ESP	 Nerea NOVO 2006	0:07:07 (10)	0:14:19 (8) 07:12 (4)	20:41.93 01:52.59
8	133	239 HUN	 Karolina HEGEDUS 2004	0:06:48 (7)	0:14:17 (7) 07:29 (7)	20:48.60 01:59.26
9	127	381 ESP	 Maria MARTIN 1999	0:06:54 (8)	0:14:26 (9) 07:32 (9)	21:17.98 02:28.64
10	128	294 JPN	 Reina OHASHI 1998	0:07:15 (12)	0:14:59 (11) 07:44 (10)	21:42.91 02:53.57
11	129	201 GER	 Elisabeth PRAETZ 2002	0:07:05 (9)	0:14:56 (10) 07:51 (12)	21:47.40 02:58.06
12	130	297 JPN	 Yuki BABA 2002	0:07:17 (13)	0:15:02 (12) 07:45 (11)	21:51.89 03:02.55
13	122	149 CAN	 Zoe BERGERON 2004	0:07:11 (11)	0:15:25 (13) 08:14 (13)	22:31.74 03:42.40
14	124	168 DEN	 Katja ERIKSEN 2000	0:07:46 (14)	0:16:02 (14) 08:16 (14)	23:13.54 04:24.20
15	125	126 AUS	 Reka ABRAHAM 1985	0:07:57 (15)	0:16:19 (15) 08:22 (15)	23:30.61 04:41.27
16	136	439 DEN	 Helena OLESEN	0:08:07 (16)	0:17:11 (16) 09:04 (16)	25:07.93 06:18.59

3 small laps, 2 portages

16

World Champion **ESP Diego ROMERO** 2022 POR Ponte de Lima **14:55.07**

**31/08/2023 17:15 PG ceremony: 18:35 WCH Race 9 C1 Men - Short Race 3,40 km**

Boat Number	Bib(s)	NF	Name(s)	P1	P2	Time
1	142	405 ESP	 Manuel CAMPOS 1985	0:05:31 (3)	0:11:36 (2) 06:05 (3)	16:34.89
2	148	335 POL	 Mateusz ZUCHORA 1992	0:05:38 (4)	0:11:45 (5) 06:07 (5)	16:44.55 00:09.66
3	145	334 POL	 Mateusz BORGIEL 1997	0:05:34 (5)	0:11:39 (3) 06:05 (3)	16:51.98 00:17.09
4	151	265 HUN	 Sebestyen SIMON 1999	0:05:52 (10)	0:11:48 (4) 05:56 (2)	16:52.94 00:18.05
5	147	398 ESP	 Diego ROMERO 1990	0:05:41 (8)	0:11:35 (1) 05:54 (1)	17:06.10 00:31.21 P30s
6	155	345 MDA	 Serghei TARNOVSCHI 1997	0:05:27 (1)	0:11:39 (3) 06:12 (7)	17:06.88 00:31.99

# Results

16:10:53, 03/09/2023

World Champion **ESP Diego ROMERO** 2022 POR Ponte de Lima **14:55.07**

**31/08/2023 17:15 PG ceremony: 18:35 WCH Race 9 C1 Men - Short Race 3,40 km**

Boat Number	Bib(s)	NF	Name(s)	P1	P2	Time
7	141 433	UKR	Denys DAVYDOV 1996	0:05:39 (7)	0:11:53 (8) 06:14 (8)	17:09.94 00:35.05
8	157 198	FRA	Thomas DUNILAC 1999	0:05:43 (9)	0:11:51 (7) 06:08 (6)	17:12.23 00:37.34
9	150 434	UKR	Dmytro YANCHUK 1992	0:05:33 (4)	0:12:18 (9) 06:45 (13)	17:43.63 01:08.74
10	156 282	ITA	Edoardo CALO 2002	0:06:03 (12)	0:12:26 (10) 06:23 (10)	18:01.35 01:26.46
11	154 130	AUS	Gergely NAGY 1993	0:05:58 (11)	0:12:28 (11) 06:30 (12)	18:06.07 01:31.18
12	143 300	JPN	Issei TAKENAKA 1979	0:06:20 (14)	0:12:40 (12) 06:20 (9)	18:11.10 01:36.21
13	144 308	JPN	Takayuki KOKAJI 1986	0:06:16 (13)	0:12:45 (13) 06:29 (11)	18:17.56 01:42.67
14	152 115	ARG	Roberto PALACIOS 1980	0:06:58 (15)	0:14:50 (15) 07:52 (15)	21:33.56 04:58.67
15	153 186	EGY	Mohamed GAMAL 2002	0:06:59 (16)	0:14:46 (14) 07:47 (14)	<b>DSQ</b>
16	146 344	MDA	Oleg TARNOVSCHI 1992	0:05:28 (2)		<b>DNF</b>

3 small laps, 2 portages

16

World Champion **SWE Melina ANDERSSON** 2022 POR Ponte de Lima **14:22.83**

**31/08/2023 17:45 PG ceremony: 18:35 WCH Race 10 K1 Women - Short Race Final 3,40 km**

Boat Number	Bib(s)	NF	Name(s)	P1	P2	Time
1	165 417	SWE	Melina ANDERSSON 1999	0:05:20 (3)	0:11:09 (2) 05:49 (2)	15:55.88
2	168 244	HUN	Vanda KISZLI 1993	0:05:21 (4)	0:11:09 (2) 05:48 (1)	15:56.65 00:00.77
3	180 376	ESP	Eva BARRIOS 1989	0:05:19 (2)	0:11:10 (4) 05:51 (4)	16:04.08 00:08.20
4	178 235	HUN	Emese KOHALMI 2002	0:05:18 (1)	0:11:08 (1) 05:50 (3)	16:06.05 00:10.17
5	173 125	AUS	Rebecca MANN 1995	0:05:21 (4)	0:11:12 (5) 05:51 (4)	16:20.05 00:24.17
6	161 346	SRB	Kristina BEDEC 1986	0:05:26 (7)	0:11:26 (7) 06:00 (8)	16:26.42 00:30.54
7	162 319	NOR	Anna SLETSJOEE 1997	0:05:25 (6)	0:11:19 (6) 05:54 (6)	16:27.85 00:31.97
8	176 157	CZE	Katerina MILOVA 2000	0:05:27 (8)	0:11:27 (9) 06:00 (8)	16:31.90 00:36.02



# Results

16:10:53, 03/09/2023

World Champion **SWE Melina ANDERSSON** 2022 POR Ponte de Lima **14:22.83**

**31/08/2023 17:45 PG ceremony: 18:35 WCH Race 10 K1 Women - Short Race Final 3,40 km**

Boat Number	Bib(s)	NF	Name(s)	P1	P2	Time
9	177 164	DEN	Anne WINTHER 1997	0:05:30 (9)	0:11:26 (7) 05:56 (7)	16:46.11 00:50.23
10	170 220	GBR	Melissa JOHNSON 1997	0:05:37 (14)	0:11:43 (12) 06:06 (11)	16:54.22 00:58.34
11	172 310	NED	Odette VAN VOORST 2003	0:05:34 (12)	0:11:42 (11) 06:08 (13)	16:57.93 01:02.05
12	175 377	ESP	Irati OSA 1997	0:05:32 (11)	0:11:38 (10) 06:06 (11)	17:04.27 01:08.39
13	167 187	EST	Nina RIOSA 1990	0:05:34 (12)	0:11:44 (13) 06:10 (14)	17:05.03 01:09.15
14	166 190	FRA	Mathilde FOREST 2002	0:05:38 (15)	0:11:51 (14) 06:13 (14)	17:09.08 01:13.20
15	169 314	NZL	Doreen KEMP 2000	0:05:41 (16)	0:11:53 (15) 06:12 (15)	17:09.85 01:13.97
16	179 104	ARG	Maria COLLUEQUE 1983	0:05:49 (17)	0:11:54 (17) 06:05 (10)	17:27.69 01:31.81
17	174 320	NOR	Elise ERLAND 2000	0:05:30 (9)	0:11:53 (15) 06:23 (19)	17:37.75 01:41.87
18	171 276	ITA	Beatrice CANDELA 2006	0:05:56 (18)	0:12:16 (19) 06:20 (18)	17:42.01 01:46.13
19	163 200	GER	Caroline FINK 2004	0:05:57 (19)	0:12:15 (18) 06:18 (17)	17:44.97 01:49.09
20	164 101	ARG	Juliana OTERO 2004	0:06:02 (20)	0:12:48 (20) 06:46 (20)	18:49.43 02:53.55

3 small laps, 2 portages

20

World Champion **POR Fernando PIMENTA** 2022 POR Ponte de Lima **12:49.12**

**31/08/2023 18:15 PG ceremony: 18:35 WCH Race 11 K1 Men - Short Race Final 3,40 km**

Boat Number	Bib(s)	NF	Name(s)	P1	P2	Time
1	199 337	POR	Fernando PIMENTA 1989	0:04:42 (1)	0:09:57 (1) 05:15 (3)	14:14.32
2	209 179	DEN	Mads PEDERSEN 1996	0:04:46 (5)	0:09:59 (2) 05:13 (1)	14:15.85 00:01.53
3	195 322	NOR	Eivind VOLD 1993	0:04:44 (2)	0:10:00 (4) 05:16 (5)	14:28.66 00:14.34
4	201 400	ESP	Ivan ALONSO 1985	0:04:48 (8)	0:10:01 (5) 05:13 (1)	14:29.76 00:15.44
5	207 342	POR	Jose RAMALHO 1982	0:04:44 (2)	0:09:59 (2) 05:15 (3)	14:31.39 00:17.07
6	202 387	ESP	Adrian MARTIN 1993	0:04:46 (5)	0:10:02 (6) 05:16 (5)	14:33.36 00:19.04

# Results

16:10:53, 03/09/2023

World Champion **POR Fernando PIMENTA** 2022 POR Ponte de Lima **12:49.12**

**31/08/2023 18:15 PG ceremony: 18:35 WCH Race 11 K1 Men - Short Race Final 3,40 km**

Boat Number	Bib(s)	NF	Name(s)	P1	P2	Time
7	197 325	NOR	Jon VOLD 1997	0:04:46 (5)	0:10:08 (7) 05:22 (9)	14:52.73 00:38.41
8	193 197	FRA	Quentin URBAN 1988	0:05:00 (14)	0:10:20 (8) 05:20 (7)	14:53.28 00:38.96
9	206 226	GBR	James RUSSELL 1997	0:04:56 (10)	0:10:21 (9) 05:25 (12)	14:53.61 00:39.29
10	192 253	HUN	Bruno KOLOZSVARI 2004	0:04:59 (13)	0:10:21 (9) 05:22 (9)	14:54.26 00:39.94
11	196 360	RSA	Clinton COOK 1991	0:05:05 (18)	0:10:26 (14) 05:21 (8)	14:54.69 00:40.37
12	210 251	HUN	Balint NOE 1993	0:04:45 (4)	0:10:22 (11) 05:37 (19)	15:03.36 00:49.04
13	198 192	FRA	Baudouin GENIESSE 1999	0:05:03 (16)	0:10:25 (13) 05:22 (9)	15:07.40 00:53.08
14	208 230	GBR	Matthew JOHNSON 1996	0:04:56 (10)	0:10:26 (14) 05:30 (15)	15:09.48 00:55.16
15	200 138	BEL	Laurens PANNECOUCKE 1988	0:05:04 (17)	0:10:36 (18) 05:32 (16)	15:14.85 01:00.53
16	194 133	AUS	Joshua KIPPIN 1990	0:05:02 (15)	0:10:34 (17) 05:32 (16)	15:15.84 01:01.52
17	203 113	ARG	Mauricio ACUNA 1995	0:04:57 (12)	0:10:29 (16) 05:32 (16)	15:16.71 01:02.39
18	204 212	GER	Marcel PAUFLER 1995	0:05:10 (19)	0:10:36 (18) 05:26 (13)	15:20.12 01:05.80
19	191 366	RSA	Ulvard HART 2001	0:04:55 (9)	0:10:24 (12) 05:29 (14)	15:53.19 01:38.87
20	205 349	SVK	Milan DORNER 1998	0:06:46 (20)	0:12:29 (20) 05:43 (20)	17:22.32 03:08.00

3 small laps, 2 portages

20

World Champion **HUN** 2022 POR Ponte de Lima **1:29:08.56**

**01/09/2023 8:50 PG ceremony: 14:40 WCH Race 12 K2 Junior Women 17,70 km**

Boat Number	Bib(s)	NF	Name(s)	P1	P2	P3	P4	P5	Time
1	229 351 352	RSA	Georgia SINGE Holly SMITH	0:14:42 (9)	0:35:12 (1)	0:44:54 (4)	1:00:53 (3)	1:16:27 (1)	1:21:26.73
2	234 382 378	ESP	Maria MARTINEZ Lidia ZORNOZA	0:14:39 (6)	0:35:12 (1)	0:44:49 (2)	1:00:51 (2)	1:16:28 (3)	1:21:29.80 00:03.07
3	223 238 241	HUN	Janka REISZ Kludia KMETYO	0:14:30 (4)	0:35:12 (1)	0:44:37 (1)	1:00:31 (1)	1:16:27 (1)	1:21:31.77 00:05.04
4	230 217 221	GBR	Greta ROESER Sienna PAYNE	0:14:40 (7)	0:35:12 (1)	0:44:50 (3)	1:01:00 (4)	1:16:35 (4)	1:21:40.30 00:13.57

# Results

16:10:53, 03/09/2023

World Champion **HUN** 2022 POR Ponte de Lima **1:29:08.56**

**01/09/2023 8:50 PG ceremony: 14:40 WCH Race 12 K2 Junior Women 17,70 km**

Boat Number	Bib(s)	NF	Name(s)	P1	P2	P3	P4	P5	Time
5 224	240	HUN	Kinga MOLNAR	0:14:27 (1)	0:35:12 (1)	0:45:24 (5)	1:01:25 (5)	1:17:11 (5)	1:22:14.11
	236		Hanna JOZSA		20:45 (14)	10:12 (5)	16:01 (3)	15:46 (4)	00:47.38
6 227	100	ARG	Celestina BENITEZ	0:14:28 (2)	0:35:12 (1)	0:45:25 (6)	1:01:26 (6)	1:18:07 (6)	1:23:28.74
	106		Priscila VUKONICH		20:44 (12)	10:13 (6)	16:01 (3)	16:41 (10)	02:02.01
7 221	418	SWE	Moa NILSSON	0:14:43 (10)	0:35:12 (1)	0:45:46 (9)	1:02:48 (8)	1:19:25 (8)	1:24:22.81
	421		Tilde NILSSON		20:29 (5)	10:34 (9)	17:02 (8)	16:37 (7)	02:56.08
8 231	103	ARG	Lara DOUTHAT	0:14:38 (5)	0:35:12 (1)	0:46:31 (10)	1:02:59 (10)	1:19:24 (7)	1:24:26.98
	105		Martina CATALANO		20:34 (10)	11:19 (10)	16:28 (7)	16:25 (6)	03:00.25
9 232	278	ITA	Cecilia CHIESA	0:14:40 (7)	0:35:12 (1)	0:45:45 (8)	1:02:48 (8)	1:19:28 (10)	1:24:33.31
	276		Beatrice CANDELA		20:32 (7)	10:33 (8)	17:03 (9)	16:40 (9)	03:06.58
10 233	374	ESP	Claudia BLANCO	0:14:28 (2)	0:35:12 (1)	0:45:44 (7)	1:02:47 (7)	1:19:25 (8)	1:24:51.39
	386		Telma TRINIDAD		20:44 (12)	10:32 (7)	17:03 (9)	16:38 (8)	03:24.66
11 222	163	DEN	Andrea LANGELUND	0:15:20 (11)	0:35:12 (1)	0:49:02 (12)	1:06:26 (11)	1:24:05 (11)	1:29:22.96
	165		Frida HINGE		19:52 (4)	13:50 (12)	17:24 (11)	17:39 (11)	07:56.23
12 226	203	GER	Hjordis SOMMER	0:15:58 (12)	0:35:12 (1)	0:49:00 (11)	1:06:29 (12)	1:24:08 (12)	1:29:34.60
	204		Marit BEHRENS		19:14 (3)	13:48 (11)	17:29 (12)	17:39 (11)	08:07.87
13 225	298	JPN	Yuki NOMURA	0:16:53 (13)	0:35:12 (1)	0:52:23 (13)	1:10:48 (13)	1:28:58 (13)	1:34:52.92
	292		Kana NAKAJI		18:19 (2)	17:11 (13)	18:25 (14)	18:10 (14)	13:26.19
14 228	122	AUS	Emma MURRAY	0:19:09 (14)	0:35:12 (1)	0:53:42 (14)	1:11:47 (14)	1:29:42 (14)	1:35:38.44
	124		Isabella PARISH		16:03 (1)	18:30 (14)	18:05 (13)	17:55 (13)	14:11.71

5 laps, 4 portages, 1 small lap

14

World Champion **ESP Jaime DURO** 2022 POR Ponte de Lima **1:52:19.88**

**01/09/2023 8:55 PG ceremony: 14:45 WCH Race 13 C1 Under 23 Men 17,70 km**

Boat Number	Bib(s)	NF	Name(s)	P1	P2	P3	P4	P5	Time
1 244	402	ESP	Jaime DURO 2000	0:15:49 (2)	0:33:28 (1)	0:49:07 (1)	1:05:37 (1)	1:22:18 (1)	1:34:08.94
2 246	331	POL	Eryk WILGA	0:15:48 (1)	0:33:28 (1)	0:49:08 (2)	1:06:27 (2)	1:23:18 (2)	1:35:19.40
			2004		17:39 (3)	15:39 (1)	16:30 (1)	16:41 (1)	01:10.46
3 247	397	ESP	Diego PINEIRO	0:15:49 (2)	0:33:28 (1)	0:49:08 (2)	1:06:28 (3)	1:24:02 (3)	1:36:06.15
			2002		17:39 (3)	15:40 (2)	17:20 (3)	17:34 (4)	01:57.21
4 241	261	HUN	Mate ZSIDAI	0:15:55 (4)	0:33:28 (1)	0:49:37 (4)	1:07:11 (4)	1:24:15 (4)	1:36:14.35
			2000		17:33 (2)	16:09 (4)	17:34 (4)	17:04 (3)	02:05.41
5 248	282	ITA	Edoardo CALO	0:15:57 (5)	0:33:28 (1)	0:50:13 (5)	1:08:53 (5)	1:27:50 (5)	1:40:36.21
			2002		17:31 (1)	16:45 (5)	18:40 (5)	18:57 (5)	06:27.27
6 245	307	JPN	Ryo OIZUMI	0:17:42 (6)	0:35:40 (6)	0:54:23 (6)	1:13:29 (6)	1:32:56 (6)	1:45:41.65
			2002		17:58 (6)	18:43 (6)	19:06 (6)	19:27 (6)	11:32.71
7 242	186	EGY	Mohamed GAMAL	0:19:26 (7)	0:39:51 (7)	1:00:57 (7)	1:22:11 (7)	1:43:37 (7)	1:56:47.54
			2002		20:25 (7)	21:06 (7)	21:14 (7)	21:26 (7)	22:38.60
8 243	210	GER	Linus GOOSSEN 2006						DNS

5 laps, 4 portages, 1 small lap






8

# Results

16:10:53, 03/09/2023

World Champion **SWE Melina ANDERSSON** 2022 POR Ponte de Lima **1:49:30.97**

**01/09/2023 14:30 PG ceremony: 16:50 WCH Race 14 K1 Under 23 Women 21,00 km**

Boat Number	Bib(s)	NF	Name(s)	P1	P2	P3	P4	P5	P6	Time
1	253	242 HUN	 Panna CSEPE 2002	0:15:19 (1)	0:31:22 (1)	0:47:27 (1)	1:04:12 (1)	1:20:58 (1)	1:37:42 (1)	1:42:50.17
2	254	157 CZE	 Katerina MILOVA 2000	0:15:20 (2)	0:31:22 (1)	0:47:27 (1)	1:04:13 (2)	1:20:59 (2)	1:37:43 (2)	1:43:07.89
3	256	356 RSA	 Saskia HOCKLY 2004	0:15:21 (4)	0:31:24 (4)	0:47:28 (3)	1:04:13 (2)	1:21:00 (3)	1:37:46 (3)	1:43:36.22
4	263	170 DEN	 Pernille HOSTRUP 2002	0:15:22 (6)	0:31:23 (3)	0:47:59 (4)	1:05:51 (4)	1:23:05 (5)	1:40:19 (4)	1:45:40.78
5	265	373 ESP	 Celia TOLEDO 2002	0:16:06 (14)	0:32:19 (9)	0:49:26 (11)	1:06:09 (8)	1:23:08 (8)	1:40:21 (6)	1:45:41.44
6	266	243 HUN	 Panna SINKO 2001	0:15:44 (11)	0:32:18 (8)	0:49:20 (7)	1:06:08 (7)	1:23:03 (4)	1:40:20 (5)	1:45:42.20
7	251	123 AUS	 Hannah SCOTT 2000	0:15:20 (2)	0:31:28 (6)	0:48:02 (6)	1:05:53 (6)	1:23:10 (9)	1:40:24 (8)	1:45:44.72
8	252	310 NED	 Odette VAN VOORST 2003	0:16:07 (17)	0:32:21 (12)	0:49:21 (8)	1:06:10 (10)	1:23:06 (6)	1:40:22 (7)	1:45:51.19
9	267	120 AUS	 Brianna JONES 2000	0:15:42 (9)	0:32:23 (13)	0:49:22 (9)	1:06:09 (8)	1:23:07 (7)	1:40:27 (9)	1:46:09.13
10	258	190 FRA	 Mathilde FOREST 2002	0:16:05 (15)	0:32:19 (9)	0:49:27 (12)	1:06:36 (11)	1:23:59 (10)	1:41:47 (10)	1:47:25.04
11	268	314 NZL	 Doreen KEMP 2000	0:15:43 (10)	0:32:26 (15)	0:49:25 (10)	1:06:38 (12)	1:24:02 (12)	1:41:49 (11)	1:47:31.06
12	269	321 NOR	 Elsa STENSHOLT 2003	0:15:46 (14)	0:32:26 (15)	0:49:30 (13)	1:07:05 (13)	1:25:10 (13)	1:43:24 (12)	1:49:20.21
13	260	167 DEN	 Julie OLSEN 2001	0:15:41 (8)	0:32:20 (11)	0:50:06 (14)	1:08:14 (14)	1:26:21 (15)	1:44:39 (15)	1:50:06.66
14	264	375 ESP	 Eider AMUNDARAIN 2003	0:15:44 (11)	0:32:23 (13)	0:50:05 (15)	1:08:15 (15)	1:26:20 (14)	1:44:38 (14)	1:50:07.64
15	255	353 RSA	 Jade WILSON 2002	0:15:22 (6)	0:31:24 (4)	0:48:00 (5)	1:05:51 (4)	1:23:59 (10)	1:44:19 (13)	1:50:12.12
16	273	218 GBR	 Isla BETHUNE 2005	0:15:21 (4)	0:32:09 (7)	0:49:51 (14)	1:08:17 (16)	1:26:22 (16)	1:45:08 (16)	1:51:04.13
17	262	200 GER	 Caroline FINK 2004	0:16:53 (20)	0:34:15 (19)	0:51:55 (17)	1:09:45 (17)	1:27:38 (17)	1:45:37 (17)	1:51:20.32
18	261	413 SWE	 Elin HOGLUND 2004	0:16:52 (18)	0:34:14 (18)	0:51:55 (17)	1:09:53 (18)	1:27:47 (18)	1:45:48 (18)	1:51:25.02
19	259	291 JPN	 Haruna KOBAYASHI 2005	0:16:52 (18)	0:34:17 (20)	0:52:39 (19)	1:11:39 (19)	1:30:46 (19)	1:49:40 (19)	1:55:58.37
20	272	101 ARG	 Juliana OTERO 2004	0:16:54 (21)	0:34:44 (21)	0:53:41 (20)	1:12:48 (20)	1:31:38 (20)	1:50:42 (20)	1:56:55.11
21	257	296 JPN	 Tenki NASU 2004	0:17:38 (22)	0:36:04 (22)	0:55:07 (21)	1:14:33 (21)	1:34:41 (21)	1:54:31 (21)	2:01:19.75
22	271	320 NOR	 Elise ERLAND 2000	0:15:45 (13)	0:33:07 (17)					DNF



# Results

16:10:53, 03/09/2023

World Champion **SWE Melina ANDERSSON** 2022 POR Ponte de Lima **1:49:30.97**

**01/09/2023 14:30 PG ceremony: 16:50 WCH Race 14 K1 Under 23 Women 21,00 km**

Boat Number	Bib(s)	NF	Name(s)	P1	P2	P3	P4	P5	P6	Time
23	270	415	<b>SWE</b>  Ella RICHTER 2004							<b>DNS</b>

6 laps, 5 portages, 1 small lap

**23**

World Champion **HUN** 2022 POR Ponte de Lima **1:33:53.25**







**01/09/2023 14:35 PG ceremony: 16:55 WCH Race 15 C2 Junior Men 14,40 km**

Boat Number	Bib(s)	NF	Name(s)	P1	P2	P3	P4	Time
1	284	262 248	<b>HUN</b>  Matyas LUDANYI Adam VONGA	0:14:43 (1)	0:30:06 (1)	0:46:13 (1)	1:02:38 (1)	<b>1:08:23.86</b>
2	282	330 333	<b>POL</b>  Alex WILGA Krystian KUBICA	0:15:05 (2)	0:30:43 (2)	0:47:10 (2)	1:04:08 (2)	<b>1:09:29.62</b> 01:05.76
3	281	401 392	<b>ESP</b>  Izan VELASCO Daniel INFANTES	0:14:53 (2)	0:30:48 (2)	0:47:31 (2)	1:04:22 (2)	<b>1:09:53.37</b> 01:29.51
4	283	258 252	<b>HUN</b>  Levente NAGY Botond MERI	0:15:31 (5)	0:31:45 (5)	0:48:35 (5)	1:05:33 (5)	<b>1:10:38.29</b> 02:14.43
5	285	393 412	<b>ESP</b>  Dario SANCHEZ Ulises COLASTRA	0:15:08 (4)	0:31:22 (4)	0:48:19 (4)	1:05:24 (4)	<b>1:10:47.58</b> 02:23.72
6	286	109 119	<b>ARG</b>  Joaquin CATALANO Vicente VERGAUVEN					<b>DNF</b>
7	287	339 340	<b>POR</b>  Franciso BATISTA Joao BENTO					<b>DNF</b>
8	288	299 305	<b>JPN</b>  Bunzo UENO Mizuki MAEDA					<b>DNF</b>

4 laps, 3 portages, 1 small lap

**8**

**01/09/2023 14:40 PG ceremony: 19:00 WCH Race 16 C1 Under 23 Women 11,10 km**

Boat Number	Bib(s)	NF	Name(s)	P1	P2	P3	Time
1	295	199	<b>GER</b>  Annette WEHRMANN 2001	0:18:36 (1)	0:37:16 (1)	0:56:45 (1)	<b>1:03:13.13</b> 18:40 (1) 19:29 (1)
2	291	155	<b>CZE</b>  Alzbeta VEVERKOVA 2001	0:18:36 (1)	0:38:33 (2)	0:58:50 (2)	<b>1:05:26.66</b> 19:57 (4) 20:17 (2) 02:13.53
3	292	239	<b>HUN</b>  Karolina HEGEDUS 2004	0:18:49 (4)	0:38:31 (2)	0:58:51 (2)	<b>1:05:33.77</b> 19:42 (2) 20:20 (2) 02:20.64
4	293	237	<b>HUN</b>  Imola BATKA 2005	0:18:46 (2)	0:38:35 (4)	0:59:13 (4)	<b>1:06:01.82</b> 19:49 (2) 20:38 (4) 02:48.69
5	294	372	<b>ESP</b>  Carmen CHAVES 2002	0:19:23 (5)	0:39:36 (5)	1:00:43 (5)	<b>1:07:54.40</b> 20:13 (5) 21:07 (5) 04:41.27
6	296	369	<b>ESP</b>  Anna GORINSKY 2004	0:19:38 (6)	0:40:06 (6)	1:01:13 (6)	<b>1:07:59.64</b> 20:28 (6) 21:07 (5) 04:46.51

# Results

16:10:53, 03/09/2023

01/09/2023 14:40 PG ceremony: 19:00 WCH Race 16 C1 Under 23 Women 11,10 km















Boat Number	Bib(s)	NF	Name(s)	P1	P2	P3	Time
7 298	297 JPN		Yuki BABA 2002	0:19:43 (7)	0:40:11 (7)	1:01:19 (7)	1:08:06.09
					20:28 (8)	21:08 (7)	04:52.96
8 299	149 CAN		Zoe BERGERON 2004	0:20:03 (8)	0:40:58 (8)	1:03:29 (8)	1:10:34.26
					20:55 (8)	22:31 (9)	07:21.13
9 297	201 GER		Elisabeth PRAETZ 2002	0:20:17 (9)	0:41:30 (9)	1:03:43 (9)	1:10:57.68
					21:13 (9)	22:13 (8)	07:44.55
10 300	439 DEN		Helena OLESEN	0:23:16 (10)	0:47:25 (10)	1:12:07 (10)	1:19:55.96
					24:09 (10)	24:42 (10)	16:42.83

3 laps, 2 portages, 1 small lap

10

World Champion RSA Hamish LOVEMORE 2022 POR Ponte de Lima 1:54:18.42

01/09/2023 16:45 PG ceremony: 19:05 WCH Race 17 K1 Under 23 Men 24,30 km

Boat Number	Bib(s)	NF	Name(s)	P1	P2	P3	P4	P5	P6	P7	Time
1 302	274 IRL		Ronan FOLEY 2000								1:46:42.84
2 301	181 DEN		Philip KNUDSEN 2002								1:46:48.64
											00:05.80
3 313	338 POR		Francisco SANTOS 2004								1:46:49.84
											00:07.00
4 326	364 RSA		Matthew FENN 2001								1:46:55.42
											00:12.58
5 307	403 ESP		Joaquin IGLESIAS 2001								1:46:57.74
											00:14.90
6 324	110 ARG		Julian SALINAS 2004								1:46:59.37
											00:16.53
7 306	267 HUN		Zalan PELI 2002								1:47:00.03
											00:17.19
8 311	228 GBR		Luke SHAW 2000								1:47:00.58
											00:17.74
9 328	114 ARG		Pedro RATTO 2002								1:47:03.09
											00:20.25
10 322	183 DEN		Thorbjorn RASK 2000								1:47:55.74
											01:12.90
11 327	327 NOR		Syver SAKSVIK 2003								1:48:16.41
											01:33.57
12 321	390 ESP		Alejandro MORENO 2001								1:49:17.24
											02:34.40
13 308	326 NOR		Mikkel SJURSEN 2004								1:49:52.69
											03:09.85
14 330	229 GBR		Matthew COLLINGE 2000								1:50:16.36
											03:33.52

# Results

16:10:53, 03/09/2023

World Champion **RSA Hamish LOVEMORE** 2022 POR Ponte de Lima **1:54:18.42**

**01/09/2023 16:45 PG ceremony: 19:05 WCH Race 17 K1 Under 23 Men 24,30 km**

Boat Number	Bib(s)	NF	Name(s)	P1	P2	P3	P4	P5	P6	P7	Time
15	309	158 CZE	Filip JAHODA 2004								1:50:46.02 04:03.18
16	319	194 FRA	Lois MILLE 2000								1:50:53.89 04:11.05
17	318	289 ITA	Luca FERLIGOI 2003								1:50:55.44 04:12.60
18	316	264 HUN	Oliver VARGA 2004								1:52:01.04 05:18.20
19	320	316 NZL	Liam LACE 2000								1:53:13.52 06:30.68
20	331	273 IRL	Paul DONNELLAN 2004								1:54:40.39 07:57.55
21	325	428 SUI	Tim MULLER 2000								1:54:43.12 08:00.28
22	312	131 AUS	Harry HEWITT 2000								1:55:09.92 08:27.08
23	304	283 ITA	Giacomo COMBI 2001								1:55:33.98 08:51.14
24	303	427 SUI	Maurus ZULLIG 2004								2:00:01.53 13:18.69
25	332	436 USA	Andrew SURLES 2001								2:01:26.16 14:43.32
26	317	152 CAN	Massimo MONTANARI 2004								2:06:07.64 19:24.80
27	315	306 JPN	Ryo KONDO 2002								1:48:30.21 -1L 01:47.37
28	329	309 JPN	Yosei SAKAI 2004								1:53:32.46 -1L 06:49.62
29	310	135 AUS	Stephan WEYERS 2003								DNF
30	323	366 RSA	Ulvard HART 2001								DNF

7 laps, 6 portages, 1 small lap

30

World Champion **HUN Bruno KOLOZSVARI** 2022 POR Ponte de Lima **1:40:30.32**

**02/09/2023 8:50 PG ceremony: 11:20 WCH Race 18 K1 Junior Men 21,00 km**

Boat Number	Bib(s)	NF	Name(s)	P1	P2	P3	P4	P5	P6	Time
1	356	119 ARG	Vicente VERGAUVEN 2005	0:14:20 (2)	0:28:39 (2)	0:43:31 (1)	0:58:45 (2)	1:14:50 (2)	1:30:26 (2)	1:34:54.03
2	368	109 ARG	Joaquin CATALANO 2005	0:14:21 (4)	0:28:38 (1)	0:43:32 (2)	0:58:44 (1)	1:14:52 (3)	1:30:25 (1)	1:34:55.67
				14:19 (4)	14:52 (1)	15:14 (2)	16:05 (14)	15:36 (3)		00:01.64
				14:17 (1)	14:54 (4)	15:12 (1)	16:08 (16)	15:33 (1)		

# Results

16:10:53, 03/09/2023

World Champion **HUN Bruno KOLOZSVARI** 2022 POR Ponte de Lima **1:40:30.32**

**02/09/2023 8:50 PG ceremony: 11:20 WCH Race 18 K1 Junior Men 21,00 km**

Boat Number	Bib(s)	NF	Name(s)	P1	P2	P3	P4	P5	P6	Time
<b>3</b>	<b>365</b>	<b>250 HUN</b>	 <b>Arpad KEKESI</b> 2005	0:14:23(10)	0:28:40(4)	0:43:33(4)	0:58:48(4)	1:14:53(4)	1:30:28(4)	<b>1:34:57.00</b> 00:02.97
<b>4</b>	<b>350</b>	<b>394 ESP</b>	 <b>David PAZOS</b> 2005	0:14:21(4)	0:28:39(2)	0:43:32(2)	0:58:46(3)	1:14:49(1)	1:30:26(2)	<b>1:35:01.48</b> 00:07.45
<b>5</b>	<b>355</b>	<b>255 HUN</b>	 <b>Daniel ZEMEN</b> 2006	0:14:26(14)	0:28:57(5)	0:44:30(5)	0:59:55(5)	1:15:28(6)	1:31:23(7)	<b>1:36:01.49</b> 01:07.46
<b>6</b>	<b>358</b>	<b>341 POR</b>	 <b>Joao SOUSA</b> 2006	0:14:22(7)	0:28:59(8)	0:44:31(6)	0:59:56(6)	1:15:29(8)	1:31:21(5)	<b>1:36:03.14</b> 01:09.11
<b>7</b>	<b>371</b>	<b>280 ITA</b>	 <b>Andrea BIAGINI</b> 2005	0:14:23(10)	0:28:58(6)	0:44:33(8)	0:59:58(8)	1:15:28(6)	1:31:22(6)	<b>1:36:26.67</b> 01:32.64
<b>8</b>	<b>343</b>	<b>271 IRL</b>	 <b>Ben HIGGINS</b> 2005	0:14:19(1)	0:28:58(6)	0:44:32(7)	0:59:57(7)	1:15:27(5)	1:31:24(8)	<b>1:36:30.28</b> 01:36.25
<b>9</b>	<b>344</b>	<b>422 SWE</b>	 <b>Arvid SODERMAN</b> 2006	0:14:24(12)	0:29:41(13)	0:45:22(15)	1:00:44(12)	1:16:09(10)	1:32:14(12)	<b>1:36:55.36</b> 02:01.33
<b>10</b>	<b>367</b>	<b>177 DEN</b>	 <b>Jeppe BORGGAARD</b> 2005	0:14:22(7)	0:29:17(9)	0:44:54(9)	1:00:12(10)	1:16:11(11)	1:32:11(9)	<b>1:37:00.94</b> 02:06.91
<b>11</b>	<b>351</b>	<b>180 DEN</b>	 <b>Oliver KOK</b> 2006	0:14:27(15)	0:29:39(12)	0:44:54(9)	1:00:11(9)	1:16:08(9)	1:32:13(11)	<b>1:37:04.98</b> 02:10.95
<b>12</b>	<b>342</b>	<b>161 CZE</b>	 <b>Ondrej HIRSCH</b> 2005	0:14:21(4)	0:29:17(9)	0:44:56(11)	1:00:29(11)	1:16:11(11)	1:32:12(10)	<b>1:37:21.19</b> 02:27.16
<b>13</b>	<b>372</b>	<b>323 NOR</b>	 <b>Hans HAALAND</b> 2006	0:14:20(2)	0:29:35(11)	0:45:23(18)	1:01:19(18)	1:17:19(18)	1:33:15(14)	<b>1:38:10.06</b> 03:16.03
<b>14</b>	<b>366</b>	<b>288 ITA</b>	 <b>Leonardo CANDELA</b> 2008	0:14:44(18)	0:29:56(16)	0:45:22(15)	1:00:47(15)	1:17:03(14)	1:33:17(18)	<b>1:38:11.70</b> 03:17.67
<b>15</b>	<b>359</b>	<b>224 GBR</b>	 <b>Harry FREELAND</b> 2005	0:14:25(13)	0:29:42(14)	0:44:56(11)	1:00:46(14)	1:17:03(14)	1:33:15(14)	<b>1:38:13.23</b> 03:19.20
<b>16</b>	<b>345</b>	<b>137 BEL</b>	 <b>Frederik SCHULZE</b> 2005	0:14:28(16)	0:29:58(19)	0:45:24(19)	1:01:20(19)	1:17:20(20)	1:33:17(18)	<b>1:38:17.96</b> 03:23.93
<b>17</b>	<b>373</b>	<b>442 URU</b>	 <b>Jorge PEREIRA</b> 2005	0:14:52(23)	0:29:57(18)	0:45:22(15)	1:00:47(15)	1:17:05(14)	1:33:16(17)	<b>1:38:26.71</b> 03:32.68
<b>18</b>	<b>349</b>	<b>311 NED</b>	 <b>Rik TE LINDE</b> 2005	0:14:50(20)	0:29:55(15)	0:45:21(14)	1:01:18(17)	1:17:18(17)	1:33:15(14)	<b>1:38:35.81</b> 03:41.78
<b>19</b>	<b>361</b>	<b>424 SWE</b>	 <b>Axel OLOFSSON</b> 2006	0:14:51(22)	0:29:59(20)	0:45:24(19)	1:01:20(19)	1:17:19(18)	1:33:20(20)	<b>1:38:45.21</b> 03:51.18
<b>20</b>	<b>362</b>	<b>409 ESP</b>	 <b>Miguel FRANCO</b> 2005	0:14:49(19)	0:29:56(16)	0:45:20(13)	1:00:45(13)	1:17:02(13)	1:33:14(13)	<b>1:38:48.60</b> 03:54.57
<b>21</b>	<b>369</b>	<b>215 GER</b>	 <b>Sebastian SPREE</b> 2005	0:14:53(24)	0:31:16(23)	0:47:17(22)	1:03:12(22)	1:19:29(21)	1:35:47(21)	<b>1:41:10.16</b> 06:16.13
<b>22</b>	<b>354</b>	<b>275 IRL</b>	 <b>Sean BUTTERLY</b> 2008	0:17:04(31)	0:32:30(29)	0:48:18(24)	1:04:19(23)	1:20:30(22)	1:37:11(22)	<b>1:42:27.41</b> 07:33.38
<b>23</b>	<b>363</b>	<b>153 CHI</b>	 <b>Benjamin CANCINO</b> 2007	0:15:40(27)	0:31:49(27)	0:48:19(25)	1:04:27(25)	1:21:25(24)	1:38:29(23)	<b>1:43:45.88</b> 08:51.85
<b>24</b>	<b>357</b>	<b>139 BEL</b>	 <b>Wannes LONCKE</b> 2005	0:15:40(27)	0:31:52(28)	0:48:24(27)	1:04:41(28)	1:21:23(23)	1:38:31(24)	<b>1:43:49.39</b> 08:55.36












# Results

16:10:53, 03/09/2023

World Champion **HUN Bruno KOLOZSVARI** 2022 POR Ponte de Lima **1:40:30.32**

**02/09/2023 8:50 PG ceremony: 11:20 WCH Race 18 K1 Junior Men 21,00 km**

Boat Number	Bib(s)	NF	Name(s)	P1	P2	P3	P4	P5	P6	Time
25	364	127 AUS	 Aiden HAN 2005	0:17:05 <sup>(3)</sup>	0:32:31 <sup>(30)</sup>	0:48:23 <sup>(24)</sup>	1:04:54 <sup>(29)</sup>	1:22:12 <sup>(24)</sup>	1:38:57 <sup>(25)</sup>	1:44:07.24
					15:26 <sup>(21)</sup>	15:52 <sup>(22)</sup>	16:31 <sup>(28)</sup>	17:18 <sup>(24)</sup>	16:45 <sup>(23)</sup>	09:13.21
26	370	368 RSA	 Zak JACOBS 2006	0:14:31 <sup>(17)</sup>	0:30:49 <sup>(22)</sup>	0:47:39 <sup>(23)</sup>	1:04:20 <sup>(24)</sup>	1:21:26 <sup>(25)</sup>	1:39:01 <sup>(24)</sup>	1:44:43.82
					16:18 <sup>(29)</sup>	16:50 <sup>(30)</sup>	16:41 <sup>(29)</sup>	17:06 <sup>(25)</sup>	17:35 <sup>(27)</sup>	09:49.79
27	360	348 SVK	 Michal KLIMO 2006	0:15:38 <sup>(25)</sup>	0:31:48 <sup>(24)</sup>	0:48:28 <sup>(29)</sup>	1:04:40 <sup>(27)</sup>	1:22:15 <sup>(27)</sup>	1:39:51 <sup>(27)</sup>	1:45:17.65
					16:10 <sup>(27)</sup>	16:40 <sup>(28)</sup>	16:12 <sup>(25)</sup>	17:35 <sup>(27)</sup>	17:36 <sup>(28)</sup>	10:23.62
28	346	151 CAN	 Jeremy POULIN 2005	0:15:39 <sup>(24)</sup>	0:31:47 <sup>(25)</sup>	0:48:25 <sup>(28)</sup>	1:04:34 <sup>(24)</sup>	1:22:17 <sup>(28)</sup>	1:39:51 <sup>(27)</sup>	1:45:43.60
					16:08 <sup>(25)</sup>	16:38 <sup>(27)</sup>	16:09 <sup>(24)</sup>	17:43 <sup>(30)</sup>	17:34 <sup>(24)</sup>	10:49.57
29	353	299 JPN	 Bunzo UENO 2005	0:15:42 <sup>(29)</sup>	0:31:46 <sup>(24)</sup>	0:48:31 <sup>(30)</sup>	1:05:53 <sup>(30)</sup>	1:23:31 <sup>(29)</sup>	1:41:09 <sup>(29)</sup>	1:46:55.08
					16:04 <sup>(24)</sup>	16:45 <sup>(29)</sup>	17:22 <sup>(30)</sup>	17:38 <sup>(28)</sup>	17:38 <sup>(29)</sup>	12:01.05
30	352	189 FIN	 Miska NUMMELA 2005	0:16:28 <sup>(30)</sup>	0:33:04 <sup>(31)</sup>	0:50:28 <sup>(31)</sup>	1:07:58 <sup>(31)</sup>	1:25:37 <sup>(30)</sup>	1:43:21 <sup>(30)</sup>	1:48:58.91
					16:36 <sup>(31)</sup>	17:24 <sup>(31)</sup>	17:30 <sup>(31)</sup>	17:39 <sup>(29)</sup>	17:44 <sup>(30)</sup>	14:04.88
31	341	363 RSA	 Luke SALMON 2005	0:14:22 <sup>(7)</sup>						DNF
32	347	159 CZE	 Karel VECER 2005	0:14:50 <sup>(20)</sup>	0:30:02 <sup>(21)</sup>	0:46:13 <sup>(21)</sup>	1:02:39 <sup>(21)</sup>			DNF
					15:12 <sup>(15)</sup>	16:11 <sup>(24)</sup>	16:26 <sup>(27)</sup>			
33	348	317 NZL	 Liam NEAL 2005							DNF

6 laps, 5 portages, 1 small lap

33

World Champion **UKR Liudmyla BABAK** 2022 POR Ponte de Lima **1:25:49.80**

**02/09/2023 8:55 PG ceremony: 11:25 WCH Race 19 C1 Women 14,40 km**

Boat Number	Bib(s)	NF	Name(s)	P1	P2	P3	P4	Time
1	385	431 UKR	 Liudmyla BABAK 1997	0:17:22 <sup>(2)</sup>	0:35:11 <sup>(2)</sup>	0:53:34 <sup>(1)</sup>	1:12:38 <sup>(1)</sup>	1:18:49.00
					17:49 <sup>(2)</sup>	18:23 <sup>(1)</sup>	19:04 <sup>(1)</sup>	
2	391	432 UKR	 Olena TSYHANKOVA 1999	0:17:17 <sup>(1)</sup>	0:35:00 <sup>(1)</sup>	0:54:08 <sup>(2)</sup>	1:13:46 <sup>(2)</sup>	1:20:10.24
					17:43 <sup>(1)</sup>	19:08 <sup>(2)</sup>	19:38 <sup>(4)</sup>	01:21.24
3	388	328 POL	 Paulina GRZELKIEWICZ 1999	0:18:22 <sup>(4)</sup>	0:37:00 <sup>(3)</sup>	0:56:25 <sup>(3)</sup>	1:15:53 <sup>(3)</sup>	1:22:00.90
					18:38 <sup>(3)</sup>	19:25 <sup>(5)</sup>	19:28 <sup>(3)</sup>	03:11.90
4	381	191 FRA	 Yseline HUET 1999	0:18:12 <sup>(3)</sup>	0:37:06 <sup>(5)</sup>	0:56:30 <sup>(4)</sup>	1:15:57 <sup>(4)</sup>	1:22:08.67
					18:54 <sup>(5)</sup>	19:24 <sup>(4)</sup>	19:27 <sup>(2)</sup>	03:19.67
5	382	199 GER	 Annette WEHRMANN 2001 U23	0:18:25 <sup>(6)</sup>	0:37:25 <sup>(6)</sup>	0:56:40 <sup>(5)</sup>	1:16:18 <sup>(5)</sup>	1:22:46.31
					19:00 <sup>(6)</sup>	19:15 <sup>(3)</sup>	19:38 <sup>(4)</sup>	03:57.31
6	384	155 CZE	 Alzbeta VEVERKOVA 2001 U23	0:18:23 <sup>(5)</sup>	0:37:03 <sup>(4)</sup>	0:57:08 <sup>(6)</sup>	1:17:37 <sup>(6)</sup>	1:24:26.09
					18:40 <sup>(4)</sup>	20:05 <sup>(6)</sup>	20:29 <sup>(6)</sup>	05:37.09
7	389	239 HUN	 Karolina HEGEDUS 2004 U23	0:18:54 <sup>(7)</sup>	0:38:23 <sup>(7)</sup>	0:58:50 <sup>(7)</sup>	1:19:55 <sup>(7)</sup>	1:26:39.81
					19:29 <sup>(7)</sup>	20:27 <sup>(7)</sup>	21:05 <sup>(8)</sup>	07:50.81
8	390	381 ESP	 Maria MARTIN 1999	0:19:31 <sup>(8)</sup>	0:39:39 <sup>(8)</sup>	1:00:21 <sup>(8)</sup>	1:21:25 <sup>(8)</sup>	1:28:00.97
					20:08 <sup>(8)</sup>	20:42 <sup>(8)</sup>	21:04 <sup>(7)</sup>	09:11.97
9	387	294 JPN	 Reina OHASHI 1998	0:22:00 <sup>(9)</sup>	0:42:54 <sup>(9)</sup>	1:04:24 <sup>(9)</sup>	1:26:14 <sup>(9)</sup>	1:33:13.32
					20:54 <sup>(9)</sup>	21:30 <sup>(9)</sup>	21:50 <sup>(9)</sup>	14:24.32

# Results

16:10:53, 03/09/2023

World Champion **UKR Liudmyla BABAK** 2022 POR Ponte de Lima **1:25:49.80**

**02/09/2023 8:55 PG ceremony: 11:25 WCH Race 19 C1 Women 14,40 km**















Boat Number	Bib(s)	NF	Name(s)	P1	P2	P3	P4	Time
<b>10</b>	<b>383</b>	<b>126</b>	<b>AUS</b>  <b>Reka ABRAHAM</b> 1985					<b>DNS</b>

4 laps, 3 portages, 1 small lap

**10**

World Champion **ESP Manuel GARRIDO** 2022 POR Ponte de Lima **2:04:52.36**

**02/09/2023 11:00 PG ceremony: 14:20 WCH Race 20 C1 Men 21,00 km**

Boat Number	Bib(s)	NF	Name(s)	P1	P2	P3	P4	P5	P6	Time
<b>1</b>	<b>408</b>	<b>405</b>	<b>ESP</b>  <b>Manuel CAMPOS</b> 1985	0:15:18 (1)	0:31:12 (1)	0:47:34 (2)	1:03:53 (2)	1:21:02 (1)	1:38:24 (1)	<b>1:43:35.11</b>
<b>2</b>	<b>406</b>	<b>259</b>	<b>HUN</b>  <b>Marton KOVER</b> 1987	0:15:19 (2)	0:31:15 (3)	0:47:35 (3)	1:03:52 (1)	1:21:03 (2)	1:38:25 (2)	<b>1:43:35.67</b>
<b>3</b>	<b>407</b>	<b>406</b>	<b>ESP</b>  <b>Manuel GARRIDO</b> 1988	0:15:21 (5)	0:31:13 (2)	0:47:33 (1)	1:03:56 (3)	1:21:04 (3)	1:38:25 (2)	<b>1:44:00.00</b>
<b>4</b>	<b>403</b>	<b>434</b>	<b>UKR</b>  <b>Dmytro YANCHUK</b> 1992	0:15:22 (6)	0:31:23 (5)	0:48:10 (7)	1:05:15 (4)	1:22:26 (4)	1:40:02 (5)	<b>1:45:27.80</b>
<b>5</b>	<b>412</b>	<b>433</b>	<b>UKR</b>  <b>Denys DAVYDOV</b> 1996	0:15:20 (4)	0:31:21 (4)	0:48:08 (6)	1:05:15 (4)	1:22:26 (4)	1:40:01 (4)	<b>1:45:30.97</b>
<b>6</b>	<b>405</b>	<b>343</b>	<b>POR</b>  <b>Sergio MACIEL</b> 1998	0:16:10 (10)	0:32:38 (9)	0:49:27 (8)	1:06:11 (6)	1:23:22 (6)	1:41:08 (6)	<b>1:46:50.25</b>
<b>7</b>	<b>401</b>	<b>265</b>	<b>HUN</b>  <b>Sebestyen SIMON</b> 1999	0:16:10 (10)	0:32:40 (11)	0:49:29 (9)	1:06:46 (8)	1:24:19 (7)	1:42:07 (7)	<b>1:47:25.71</b>
<b>8</b>	<b>410</b>	<b>198</b>	<b>FRA</b>  <b>Thomas DUNILAC</b> 1999	0:15:44 (9)	0:32:39 (10)	0:49:30 (11)	1:06:46 (8)	1:24:21 (8)	1:42:09 (8)	<b>1:47:43.10</b>
<b>9</b>	<b>404</b>	<b>130</b>	<b>AUS</b>  <b>Gergely NAGY</b> 1993	0:15:19 (2)	0:31:37 (7)	0:49:29 (9)	1:06:45 (7)	1:24:21 (8)	1:42:14 (9)	<b>1:48:24.64</b>
<b>10</b>	<b>402</b>	<b>308</b>	<b>JPN</b>  <b>Takayuki KOKAJI</b> 1986	0:16:38 (12)	0:33:33 (12)	0:50:44 (12)	1:08:19 (10)	1:25:44 (10)	1:43:11 (10)	<b>1:48:45.02</b>
<b>11</b>	<b>411</b>	<b>300</b>	<b>JPN</b>  <b>Issei TAKENAKA</b> 1979	0:17:11 (13)	0:34:37 (13)	0:52:36 (13)	1:11:14 (11)	1:30:03 (11)	1:49:13 (11)	<b>1:55:13.66</b>
<b>12</b>	<b>413</b>	<b>334</b>	<b>POL</b>  <b>Mateusz BORGIEL</b> 1997	0:15:32 (7)	0:31:38 (8)	0:48:05 (4)				<b>DNF</b>
<b>13</b>	<b>414</b>	<b>335</b>	<b>POL</b>  <b>Mateusz ZUCHORA</b> 1992	0:15:33 (8)	0:31:36 (6)	0:48:05 (4)				<b>DNF</b>
<b>14</b>	<b>409</b>	<b>282</b>	<b>ITA</b>  <b>Edoardo CALO</b> 2002 U23							<b>DNS</b>

6 laps, 5 portages, 1 small lap

**14**

# Results

16:10:53, 03/09/2023

World Champion **HUN Vanda KISZLI** 2022 POR Ponte de Lima **2:05:55.35**

**02/09/2023 14:15 PG ceremony: 16:35 WCH Race 21 K1 Women 24,30 km**

Boat Number	Bib(s)	NF	Name(s)	P1	P2	P3	P4	P5	P6	P7	Time
1	423	244 HUN	Vanda KISZLI 1993	0:15:32 (1)	0:31:23 (1)	0:46:52 (1)	1:02:27 (1)	1:18:33 (1)	1:34:55 (1)	1:51:31 (1)	1:56:58.92
2	416	417 SWE	Melina ANDERSSON 1999	0:15:34 (2)	0:31:26 (5)	0:47:07 (4)	1:03:34 (3)	1:20:30 (2)	1:36:45 (2)	1:53:25 (2)	1:58:50.10 01:51.18
3	417	350 RSA	Christie MACKENZIE 1999	0:15:38 (9)	0:31:29 (8)	0:47:10 (6)	1:03:36 (5)	1:20:31 (3)	1:37:11 (3)	1:53:55 (3)	1:59:05.43 02:06.51
4	428	157 CZE	Katerina MILOVA 2000 U23	0:15:34 (2)	0:31:26 (5)	0:47:08 (5)	1:03:33 (2)	1:20:31 (3)	1:37:12 (4)	1:53:56 (4)	1:59:26.87 02:27.95
5	424	376 ESP	Eva BARRIOS 1989	0:15:36 (7)	0:31:25 (4)	0:46:54 (3)	1:03:34 (3)	1:20:32 (5)	1:37:14 (5)	1:54:41 (5)	2:00:32.44 03:33.52
6	422	269 IRL	Jennifer EGAN-SIMMONS 1987	0:15:36 (7)	0:31:29 (8)	0:47:54 (7)	1:04:46 (7)	1:21:40 (7)	1:38:44 (7)	1:55:26 (6)	2:00:38.72 03:39.80
7	427	247 HUN	Zsafia VOROS 1995	0:15:34 (2)	0:31:24 (3)	0:46:53 (2)	1:04:05 (6)	1:21:39 (6)	1:38:44 (7)	1:55:27 (7)	2:00:39.81 03:40.89
8	431	355 RSA	Nicole BIRKETT 1988	0:15:34 (2)	0:31:27 (7)	0:47:55 (8)	1:04:47 (8)	1:21:41 (8)	1:38:43 (6)	1:55:27 (7)	2:00:40.36 03:41.44
9	419	125 AUS	Rebecca MANN 1995	0:15:35 (6)	0:31:23 (1)	0:48:16 (9)	1:05:50 (9)	1:23:21 (9)	1:41:05 (9)	1:58:09 (9)	2:04:00.69 07:01.77
10	418	187 EST	Nina RIOSA 1990	0:15:38 (9)	0:32:05 (10)	0:49:09 (10)	1:06:34 (10)	1:23:56 (10)	1:41:31 (10)	1:58:57 (10)	2:04:43.67 07:44.75
11	420	220 GBR	Melissa JOHNSON 1997	0:16:41 (12)	0:33:22 (11)	0:50:34 (11)	1:08:17 (11)	1:25:54 (11)	1:44:05 (11)	2:02:07 (11)	2:07:43.74 10:44.82
12	430	104 ARG	Maria COLLUEQUE 1983	0:16:23 (11)	0:33:22 (11)	0:50:35 (12)	1:08:18 (12)	1:25:55 (12)	1:44:06 (12)	2:02:10 (12)	2:07:45.49 10:46.57
13	432	315 NZL	Sarah LOCKWOOD 1999	0:17:38 (14)	0:35:25 (14)	0:54:02 (13)	1:12:58 (13)	1:32:19 (13)	1:52:30 (13)		1:59:27.75 -1L 02:28.83
14	426	293 JPN	Manon HASHIMOTO 2004 U23	0:17:37 (13)	0:35:24 (13)	0:54:21 (14)	1:13:49 (14)	1:33:32 (14)	1:54:10 (14)		2:01:29.28 -1L 04:30.36

7 laps, 6 portages, 1 small lap

14

World Champion **RSA Andrew BIRKETT** 2022 POR Ponte de Lima **2:08:25.94**

**02/09/2023 16:30 PG ceremony: 19:00 WCH Race 22 K1 Men 27,60 km**

Boat Number	Bib(s)	NF	Name(s)	P1	P2	P3	P4	P5	P6	P7	P8	Time
1	456	179 DEN	Mads PEDERSEN 1996	0:13:41 (6)	0:27:47 (6)	0:42:13 (4)	0:56:37 (1)	1:10:08 (1)	1:24:07 (1)	1:38:26 (1)	1:53:15 (1)	1:57:57.48 14:06 (8)
2	455	357 RSA	Andrew BIRKETT 1990	0:13:40 (4)	0:27:48 (7)	0:42:12 (2)	0:56:40 (3)	1:10:55 (3)	1:25:27 (3)	1:40:51 (4)	1:55:58 (3)	2:00:29.33 02:31.85
3	458	322 NOR	Eivind VOLD 1993	0:13:42 (8)	0:27:50 (9)	0:42:14 (7)	0:56:42 (4)	1:10:55 (3)	1:25:27 (3)	1:40:50 (2)	1:55:58 (3)	2:00:30.20 02:32.72
4	454	342 POR	Jose RAMALHO 1982	0:13:39 (2)	0:27:44 (1)	0:42:11 (1)	0:56:39 (2)	1:10:54 (2)	1:25:26 (2)	1:40:50 (2)	1:55:57 (2)	2:00:31.19 02:33.71



# Results

16:10:53, 03/09/2023

World Champion **RSA Andrew BIRKETT** 2022 POR Ponte de Lima **2:08:25.94**

**02/09/2023 16:30 PG ceremony: 19:00 WCH Race 22 K1 Men 27,60 km**

Boat Number	Bib(s)	NF	Name(s)	P1	P2	P3	P4	P5	P6	P7	P8	Time
5	464	400 ESP	Ivan ALONSO 1985	0:13:40 (4)	0:27:45 (2)	0:42:13 (4)	0:56:43 (5)	1:11:34 (8)	1:26:29 (5)	1:41:43 (8)	1:56:09 (5)	2:00:43.67 02:46.19
6	457	361 RSA	Hamish LOVEMORE 1999	0:13:39 (2)	0:27:46 (4)	0:42:16 (10)	0:56:51 (9)	1:11:31 (5)	1:26:30 (7)	1:41:44 (10)	1:56:11 (8)	2:00:46.51 02:49.03
7	451	138 BEL	Laurens PANNECOUCKE 1988	0:14:09 (19)	0:28:08 (13)	0:42:46 (12)	0:57:38 (11)	1:12:12 (10)	1:27:05 (11)	1:41:41 (5)	1:56:10 (6)	2:00:46.95 02:49.47
8	460	117 ARG	Sebastian VERGAUVEN 1996	0:13:55 (14)	0:28:12 (16)	0:42:46 (12)	0:57:37 (10)	1:12:12 (10)	1:27:06 (13)	1:41:42 (6)	1:56:17 (9)	2:00:55.16 02:57.68
9	463	336 POR	Alfredo FARIA 1989	0:13:42 (8)	0:28:14 (19)	0:42:48 (15)	0:57:38 (11)	1:12:13 (12)	1:27:05 (11)	1:41:43 (8)	1:56:10 (6)	2:01:06.22 03:08.74
10	467	111 ARG	Manuel GARAYCOCHEA 1993	0:13:44 (12)	0:27:48 (7)	0:42:14 (7)	0:56:48 (8)	1:11:32 (6)	1:26:30 (7)	1:41:42 (6)	1:56:37 (10)	2:01:37.32 03:39.84
11	444	388 ESP	Adrian PRADA 1998	0:13:57 (15)	0:28:13 (17)	0:42:47 (14)	0:57:39 (13)	1:12:14 (13)	1:27:04 (10)	1:41:45 (11)	1:57:13 (11)	2:02:04.39 04:06.91
12	441	254 HUN	Csanad SELLYEI 2003 U23	0:13:43 (11)	0:27:45 (2)	0:42:15 (9)	0:56:43 (5)	1:11:33 (7)	1:26:29 (5)	1:41:50 (12)	1:57:14 (12)	2:02:06.26 04:08.78
13	469	178 DEN	Johan VEDEL 1997	0:13:41 (6)	0:27:46 (4)	0:42:13 (4)	0:56:46 (7)	1:11:34 (8)	1:26:31 (9)	1:42:27 (13)	1:58:19 (13)	2:03:28.29 05:30.81
14	466	133 AUS	Joshua KIPPIN 1990	0:13:59 (16)	0:28:09 (15)	0:43:18 (17)	0:58:20 (16)	1:13:26 (16)	1:28:35 (15)	1:43:54 (14)	1:58:58 (14)	2:03:49.96 05:52.48
15	459	349 SVK	Milan DORNER 1998	0:14:29 (22)	0:29:25 (22)	0:44:30 (21)	0:59:35 (20)	1:14:19 (20)	1:29:09 (18)	1:44:09 (16)	1:59:17 (15)	2:03:55.42 05:57.94
16	468	303 JPN	Lajos GYOKOS 1980	0:14:09 (19)	0:29:07 (21)	0:44:31 (22)	0:59:36 (21)	1:14:20 (21)	1:29:11 (19)	1:44:10 (17)	1:59:18 (16)	2:04:09.64 06:12.16
17	453	212 GER	Marcel PAUFLER 1995	0:14:08 (18)	0:28:21 (20)	0:43:30 (18)	0:58:19 (15)	1:13:25 (15)	1:28:58 (17)	1:44:10 (17)	1:59:22 (18)	2:04:22.34 06:24.86
18	465	192 FRA	Baudouin GENIESSE 1999	0:13:47 (13)	0:28:08 (13)	0:43:17 (16)	0:58:21 (18)	1:13:27 (17)	1:28:57 (16)	1:44:11 (19)	1:59:19 (17)	2:04:36.14 06:38.66
19	445	267 HUN	Zalan PELI 2002 U23	0:13:42 (8)	0:27:52 (10)	0:42:28 (11)	0:57:41 (14)	1:13:10 (14)	1:28:34 (14)	1:44:01 (15)	2:00:53 (19)	2:06:30.93 08:33.45
20	449	226 GBR	James RUSSELL 1997	0:14:00 (17)	0:28:07 (12)	0:43:32 (20)	0:58:20 (16)	1:14:15 (19)	1:30:32 (20)	1:46:44 (21)	2:03:04 (21)	2:08:10.76 10:13.28
21	447	160 CZE	Matous PAVLIK 1988	0:14:10 (21)	0:28:13 (17)	0:43:30 (18)	0:58:22 (19)	1:14:14 (18)	1:30:33 (21)	1:46:43 (20)	2:03:03 (20)	2:08:11.41 10:13.93
22	462	136 BEL	Daan COX 1997	0:14:30 (23)	0:29:26 (23)	0:44:31 (22)	0:59:36 (21)	1:15:39 (22)	1:31:47 (22)	1:48:23 (22)	2:05:06 (22)	2:10:22.88 12:25.40
23	452	318 NZL	Samuel NEWLANDS 1990	0:15:13 (25)	0:30:33 (24)	0:46:39 (24)	1:02:59 (23)	1:19:21 (23)	1:35:37 (23)	1:52:19 (23)	2:09:34 (23)	2:15:10.48 17:13.00
24	450	150 CAN	Jacob CHAINE 1995	0:15:12 (24)	0:30:35 (25)	0:46:51 (25)	1:03:58 (24)	1:21:27 (24)	1:39:32 (24)	1:58:13 (24)		2:04:01.98 -1L 06:04.50
25	446	304 JPN	Masaki MORI 1994	0:16:04 (26)	0:32:42 (26)	0:49:58 (26)	1:07:23 (25)	1:25:00 (25)	1:43:06 (25)	2:01:30 (25)		2:07:18.94 -1L 09:21.46
26	442	274 IRL	Ronan FOLEY 2000 U23	0:13:38 (1)	0:27:53 (11)	0:42:12 (2)						DNF 14:15 (16) 14:19 (1)



# Results

16:10:53, 03/09/2023

World Champion **RSA Andrew BIRKETT** 2022 POR Ponte de Lima **2:08:25.94**

**02/09/2023 16:30 PG ceremony: 19:00 WCH Race 22 K1 Men 27,60 km**

Boat Number	Bib(s)	NF	Name(s)	P1	P2	P3	P4	P5	P6	P7	P8	Time
<i>8 laps, 7 portages, 1 small lap</i>												

26

World Champion **HUN** 2022 POR Ponte de Lima **1:34:32.36**

**03/09/2023 8:50 PG ceremony: 11:05 WCH Race 23 K2 Junior Men 21,00 km**

Boat Number	Bib(s)	NF	Name(s)	P1	P2	P3	P4	P5	P6	Time
<b>1</b>	478	119 109	 Vicente VERGAUVEN Joaquin CATALANO	0:13:39 (2)	0:27:54 (3)	0:42:34 (2)	0:57:13 (1)	1:12:15 (2)	1:26:59 (1)	<b>1:31:13.37</b>
<b>2</b>	483	255 250	 Daniel ZEMEN Arpad KEKESI	0:13:41 (6)	0:27:57 (6)	0:42:38 (6)	0:57:16 (4)	1:12:17 (5)	1:27:02 (2)	<b>1:31:26.07</b>
<b>3</b>	480	411 391	 Ruben CASTILLA Arturo AGUILAR	0:13:39 (2)	0:27:59 (8)	0:42:37 (4)	0:57:17 (6)	1:12:16 (4)	1:27:05 (3)	<b>1:31:36.58</b>
<b>4</b>	484	359 363	 Bruno COCHRANE Luke SALMON	0:13:41 (6)	0:28:00 (9)	0:42:37 (4)	0:57:15 (3)	1:12:18 (6)	1:27:08 (5)	<b>1:31:38.88</b>
<b>5</b>	472	339 340	 Franciso BATISTA Joao BENTO	0:13:41 (6)	0:27:53 (2)	0:42:40 (7)	0:57:16 (4)	1:12:20 (7)	1:27:07 (4)	<b>1:31:39.86</b>
<b>6</b>	475	395 408	 Diego LAGO Miguel FERNANDEZ	0:13:38 (1)	0:27:54 (3)	0:42:36 (3)	0:57:14 (2)	1:12:15 (2)	1:27:09 (6)	<b>1:31:43.80</b>
<b>7</b>	473	195 196	 Mael FLEURY Marius TOUTEE	0:13:45 (12)	0:28:02 (11)	0:42:33 (1)	0:57:17 (6)	1:12:14 (1)	1:27:11 (7)	<b>1:31:58.59</b>
<b>8</b>	487	180 173	 Oliver KOK Anton HINGE	0:13:40 (4)	0:27:56 (5)	0:42:44 (9)	0:57:20 (8)	1:12:43 (8)	1:27:31 (8)	<b>1:32:23.65</b>
<b>9</b>	493	162 159	 Stepan TEJNORA Karel VECER	0:15:05 (21)	0:29:35 (18)	0:44:01 (15)	0:58:23 (11)	1:13:04 (9)	1:27:49 (9)	<b>1:32:34.39</b>
<b>10</b>	488	423 422	 Axel NORDENSKIOLD Arvid SODERMAN	0:14:05 (13)	0:28:06 (12)	0:43:45 (12)	0:58:25 (12)	1:13:06 (11)	1:28:51 (10)	<b>1:33:41.29</b>
<b>11</b>	471	362 365	 Jared SHRIMPTON Ryley SMITH	0:13:42 (9)	0:28:00 (9)	0:42:40 (7)	0:57:24 (9)	1:13:04 (9)	1:28:54 (11)	<b>1:34:28.59</b>
<b>12</b>	491	118 108	 Valentino BRUNO Ian PIZARRO	0:13:44 (10)	0:30:01 (20)	0:44:42 (18)	0:59:28 (16)	1:14:16 (14)	1:30:17 (13)	<b>1:34:52.69</b>
<b>13</b>	486	211 208	 Lukas MEEMANN Jasper NIENHAUS	0:14:07 (16)	0:28:55 (13)	0:43:58 (14)	0:58:50 (14)	1:14:21 (15)	1:30:19 (14)	<b>1:34:56.19</b>
<b>14</b>	485	286 284	 Giulio ZUGNA Giacomo OGGIONI-TIEPOLO	0:14:22 (18)	0:29:03 (16)	0:43:52 (13)	0:58:26 (13)	1:14:04 (12)	1:30:16 (12)	<b>1:35:02.88</b>
<b>15</b>	490	271 272	 Ben HIGGINS Finn HARRIS	0:14:05 (13)	0:27:58 (7)	0:43:44 (11)	0:59:19 (15)	1:15:24 (16)	1:31:32 (15)	<b>1:36:31.77</b>
<b>16</b>	476	137 139	 Frederik SCHULZE Wannes LONCKE	0:14:08 (17)	0:28:57 (15)	0:44:02 (16)	0:59:29 (17)	1:15:31 (17)	1:31:34 (17)	<b>1:36:41.61</b>
<b>17</b>	494	441 442	 Felipe AGUERO Jorge PEREIRA	0:14:06 (15)	0:29:34 (17)					<b>1:36:46.77</b>
<b>18</b>	477	127 134	 Aiden HAN Lachlan DAL SASSO	0:14:44 (19)	0:29:37 (19)	0:44:33 (17)	1:00:40 (18)	1:16:47 (18)	1:32:48 (18)	<b>1:37:40.49</b>

# Results

16:10:53, 03/09/2023

World Champion **HUN** 2022 POR Ponte de Lima **1:34:32.36**

**03/09/2023 8:50 PG ceremony: 11:05 WCH Race 23 K2 Junior Men 21,00 km**

Boat Number	Bib(s)	NF	Name(s)	P1	P2	P3	P4	P5	P6	Time
19 479	260	HUN	Mate KOLLEK	0:13:40 (4)	0:27:51 (1)	0:43:02 (10)	0:58:20 (10)	1:14:07 (13)	1:31:32 (15)	1:40:45.90
	256		David KISS		14:11 (3)	15:11 (16)	15:18 (15)	15:47 (15)	17:25 (19)	09:32.53
20 492	233	GBR	William SHORT	0:17:16 (22)	0:32:06 (22)	0:47:21 (20)	1:03:25 (20)	1:19:29 (20)	1:36:06 (19)	1:41:22.35
	225		James ROSS		14:50 (17)	15:15 (17)	16:04 (18)	16:04 (17)	16:37 (18)	10:08.98
21 481	299	JPN	Bunzo UENO	0:14:58 (20)	0:30:08 (21)	0:46:15 (19)	1:02:32 (19)	1:19:26 (19)	1:37:47 (20)	1:43:53.39
	305		Mizuki MAEDA		15:10 (19)	16:07 (20)	16:17 (20)	16:54 (20)	18:21 (20)	12:40.02
22 474	288	ITA	Leonardo CANDELA	0:13:44 (10)	0:28:56 (14)					DNF
	285		Giovanni PENASA		15:12 (20)					
23 482	332	POL	Igor WYSZKOWSKI							DNF
	329		Aleksander WORONKIEWICZ							

6 laps, 5 portages, 1 small lap

23

World Champion **ESP** 2022 POR Ponte de Lima **2:01:10.75**

**03/09/2023 8:55 PG ceremony: 11:10 WCH Race 24 C2 Men 21,00 km**

Boat Number	Bib(s)	NF	Name(s)	P1	P2	P3	P4	P5	P6	Time
1 496	405	ESP	Manuel CAMPOS	0:14:19 (2)	0:29:30 (2)	0:45:34 (1)	1:01:08 (2)	1:17:06 (2)	1:32:42 (1)	1:37:29.06
	398		Diego ROMERO		15:11 (1)	16:04 (4)	15:34 (2)	15:58 (2)	15:36 (1)	
2 499	399	ESP	Fernando BUSTO	0:14:18 (1)	0:29:29 (1)	0:45:36 (3)	1:01:10 (3)	1:17:05 (1)	1:32:43 (2)	1:37:41.21
	396		Diego MIGUENS		15:11 (1)	16:07 (5)	15:34 (2)	15:55 (1)	15:38 (3)	00:12.15
3 498	335	POL	Mateusz ZUCHORA	0:14:20 (3)	0:29:34 (3)	0:45:34 (1)	1:01:06 (1)	1:17:08 (3)	1:32:44 (3)	1:38:05.63
	334		Mateusz BORGIEL		15:14 (4)	16:00 (2)	15:32 (1)	16:02 (3)	15:36 (1)	00:36.57 P30s
4 503	344	MDA	Oleg TARNOVSCHI	0:15:03 (4)	0:30:15 (4)	0:46:00 (4)	1:01:51 (4)	1:18:07 (4)	1:34:39 (4)	1:40:01.52
	345		Serghei TARNOVSCHI		15:12 (3)	15:45 (1)	15:51 (4)	16:16 (4)	16:32 (4)	02:32.46
5 497	261	HUN	Mate ZSIDAI	0:15:11 (5)	0:30:26 (5)	0:46:26 (5)	1:02:53 (5)	1:19:25 (5)	1:36:05 (5)	1:41:35.78
	268		Zsolt GILANYI		15:15 (5)	16:00 (2)	16:27 (5)	16:32 (5)	16:40 (5)	04:06.72
6 500	341	POR	Joao SOUSA							DNF
	343		Sergio MACIEL							
7 501	433	UKR	Denys DAVYDOV							DNF
	434		Dmytro YANCHUK							
8 502	115	ARG	Roberto PALACIOS							DNS
	443		Mauricio VERGAUWEN							

6 laps, 5 portages, 1 small lap

8

World Champion **ESP** 2022 POR Ponte de Lima **1:58:09.56**

**03/09/2023 11:00 PG ceremony: 14:05 WCH Race 25 K2 Women 24,30 km**

Boat Number	Bib(s)	NF	Name(s)	P1	P2	P3	P4	P5	P6	P7	Time
1 512	244	HUN	Vanda KISZLI	0:14:36 (1)	0:29:46 (1)	0:45:08 (1)	1:01:00 (1)	1:16:50 (1)	1:32:47 (1)	1:48:45 (1)	1:53:31.57
	235		Emese KOHALMI		15:10 (5)	15:22 (3)	15:52 (2)	15:50 (4)	15:57 (2)	15:58 (6)	
2 515	385	ESP	Tania FERNANDEZ	0:14:37 (2)	0:29:46 (1)	0:45:08 (1)	1:01:00 (1)	1:16:50 (1)	1:32:48 (2)	1:48:45 (1)	1:53:32.00
	384		Tania ALVAREZ		15:09 (3)	15:22 (3)	15:52 (2)	15:50 (4)	15:58 (4)	15:57 (2)	00:00.43

# Results

16:10:53, 03/09/2023

World Champion **ESP** 2022 POR Ponte de Lima **1:58:09.56**

**03/09/2023 11:00 PG ceremony: 14:05 WCH Race 25 K2 Women 24,30 km**

Boat Number	Bib(s)	NF	Name(s)	P1	P2	P3	P4	P5	P6	P7	Time		
3	522	234 242	HUN		Csilla RUGASI	0:14:37 (2)	0:29:47 (4)	0:45:09 (3)	1:01:01 (3)	1:16:50 (1)	1:32:48 (2)	1:48:45 (1)	1:53:32.45
	Panna CSEPE												
4	520	355 353	RSA		Nicole BIRKETT	0:14:38 (4)	0:29:48 (5)	0:45:09 (3)	1:01:01 (3)	1:16:51 (4)	1:32:49 (4)	1:48:46 (4)	1:53:33.00
	Jade WILSON												
5	519	125 123	AUS		Rebecca MANN	0:14:42 (9)	0:29:52 (9)	0:45:11 (6)	1:01:05 (8)	1:16:53 (6)	1:32:51 (6)	1:48:48 (6)	1:53:39.88
	Hannah SCOTT												
6	511	377 370	ESP		Irati OSA	0:14:39 (5)	0:29:48 (5)	0:45:10 (5)	1:01:02 (5)	1:16:52 (5)	1:32:49 (4)	1:48:47 (5)	1:53:46.33
	Arantza TOLEDO												
7	513	164 166	DEN		Anne WINTHER	0:14:41 (7)	0:29:49 (7)	0:45:13 (8)	1:01:04 (6)	1:16:53 (6)	1:32:52 (8)	1:48:48 (6)	1:53:52.90
	Jeanette RAAHAUGE												
8	517	356 354	RSA		Saskia HOCKLY	0:14:39 (5)	0:29:46 (1)	0:45:12 (7)	1:01:04 (6)	1:16:55 (8)	1:32:51 (6)	1:48:49 (8)	1:54:06.58
	Michelle BURN												
9	518	320 321	NOR		Elise ERLAND	0:14:41 (7)	0:29:51 (8)	0:45:29 (9)	1:02:18 (9)	1:18:54 (9)	1:35:30 (9)	1:52:16 (9)	1:57:43.36
	Elsa STENSHOLT												
10	516	170 172	DEN		Pernille HOSTRUP	0:14:42 (9)	0:29:53 (10)	0:46:18 (10)	1:02:57 (10)	1:19:52 (10)	1:36:50 (10)	1:53:49 (10)	1:59:13.47
	Sophie HANSEN												
11	521	413 415	SWE		Elin HOGLUND								DNF
	Ella RICHTER												
12	523	101 102	ARG		Juliana OTERO	0:17:02 (11)	0:34:44 (11)						DNF
	Kelia MUNOZ												

7 laps, 6 portages, 1 small lap

12

World Champion **POR** 2022 POR Ponte de Lima **1:58:04.39**

**03/09/2023 14:00 PG ceremony: 16:10 WCH Race 26 K2 Men 27,60 km**

Boat Number	Bib(s)	NF	Name(s)	P1	P2	P3	P4	P5	P6	P7	P8	Time		
1	545	342 337	POR		Jose RAMALHO	0:13:02 (1)	0:26:26 (1)	0:40:19 (1)	0:53:48 (1)	1:07:34 (1)	1:22:00 (1)	1:36:09 (1)	1:50:17 (1)	1:54:35.11
	Fernando PIMENTA													
2	535	197 193	FRA		Quentin URBAN	0:13:05 (7)	0:26:29 (4)	0:40:23 (5)	0:53:49 (2)	1:07:35 (2)	1:22:05 (4)	1:36:13 (6)	1:50:18 (2)	1:54:35.89
	Jeremy CANDY													
3	546	325 322	NOR		Jon VOLD	0:13:03 (2)	0:26:31 (7)	0:40:25 (7)	0:53:59 (5)	1:07:38 (5)	1:22:03 (3)	1:36:13 (6)	1:50:19 (3)	1:54:36.42
	Eivind VOLD													
4	533	182 181	DEN		Soren MARETTI	0:13:08 (10)	0:26:28 (3)	0:41:33 (17)	0:55:16 (12)	1:08:57 (14)	1:22:12 (8)	1:36:12 (4)	1:50:21 (4)	1:54:44.30
	Philip KNUDSEN													
5	528	404 387	ESP		Jose JULIAN	0:13:14 (14)	0:27:04 (15)	0:41:30 (15)	0:55:17 (13)	1:08:55 (12)	1:22:16 (10)	1:36:12 (4)	1:50:24 (4)	1:54:53.93
	Adrian MARTIN													
6	548	249 253	HUN		Adrian BOROS	0:13:05 (7)	0:26:27 (2)	0:40:20 (2)	0:53:49 (2)	1:07:36 (4)	1:22:02 (2)	1:36:11 (2)	1:50:27 (8)	1:54:57.87
	Bruno KOLOZSVARI													
7	547	111 116	ARG		Manuel GARAYCOCHEA	0:13:07 (9)	0:26:30 (6)	0:40:23 (5)	0:54:02 (8)	1:07:40 (7)	1:22:09 (7)	1:36:16 (8)	1:50:26 (7)	1:55:00.94
	Sebastian GARAYCOCHEA													
8	529	410 389	ESP		Miguel LLORENS	0:13:03 (2)	0:26:29 (4)	0:40:20 (2)	0:53:50 (4)	1:07:35 (2)	1:22:06 (5)	1:36:11 (2)	1:50:22 (5)	1:55:07.51
	Alberto PLAZA													



# Results

16:10:53, 03/09/2023

World Champion **POR** 2022 POR Ponte de Lima **1:58:04.39**

**03/09/2023 14:00 PG ceremony: 16:10 WCH Race 26 K2 Men 27,60 km**

Boat Number	Bib(s)	NF	Name(s)	P1	P2	P3	P4	P5	P6	P7	P8	Time
9	550	GBR	James RUSSELL	0:13:11(13)	0:26:56(11)	0:40:32(12)	0:54:20(9)	1:08:23(8)	1:22:07(6)	1:36:16(8)	1:50:30(9)	1:55:16.71
	228			Luke SHAW	13:45(11)	13:36(9)	13:48(11)	14:03(12)	13:44(6)	14:09(7)	14:14(8)	
10	530	GER	Max HOFF	0:13:10(11)	0:26:35(9)	0:40:25(7)	0:54:22(11)	1:08:25(9)	1:22:17(11)	1:36:39(11)	1:50:56(10)	1:55:32.02
	205			Andreas HEILINGER	13:25(6)	13:50(6)	13:57(13)	14:03(12)	13:52(6)	14:22(11)	14:17(10)	
11	540	DEN	Thorbjorn RASK	0:13:20(14)	0:26:56(11)	0:40:29(10)	0:54:21(10)	1:08:25(9)	1:22:13(9)	1:36:41(12)	1:50:58(11)	1:55:33.45
	174			Carl HINGE	13:36(10)	13:33(1)	13:52(12)	14:04(14)	13:48(5)	14:28(12)	14:17(10)	
12	526	RSA	Wayne JACOBS	0:13:04(4)	0:26:49(10)	0:40:26(9)	0:54:00(6)	1:08:26(11)	1:22:19(12)	1:36:25(10)	1:50:59(12)	1:56:00.51
	358			Bradley BOULLE	13:45(11)	13:37(4)	13:34(5)	14:26(15)	13:53(7)	14:06(4)	14:34(12)	
13	537	GBR	Matthew JOHNSON	0:13:10(11)	0:26:57(13)	0:40:30(11)	0:55:17(13)	1:08:56(13)	1:22:25(13)	1:37:28(13)	1:52:31(13)	1:57:23.31
	222			Alexander MCINTYRE	13:47(13)	13:33(1)	14:47(18)	13:39(3)	13:29(3)	15:03(14)	15:03(15)	
14	549	ARG	Sebastian VERGAUVEN	0:13:04(4)	0:26:58(14)	0:41:18(13)	0:55:18(15)	1:08:58(15)	1:24:02(15)	1:38:49(14)	1:53:56(14)	1:58:41.29
	107			Fermin FEIJOO	13:54(14)	14:20(14)	14:00(14)	13:40(6)	15:04(17)	14:47(15)	15:07(17)	
15	527	RSA	Hamish LOVEMORE	0:13:04(4)	0:26:32(8)	0:40:21(4)	0:54:00(6)	1:07:39(6)	1:23:22(14)	1:38:51(15)	1:53:58(15)	1:58:43.15
	360			Clinton COOK	13:28(8)	13:49(5)	13:39(7)	13:39(3)	15:43(19)	15:29(19)	15:07(17)	
16	538	ITA	Luca FERLIGOI	0:13:16(15)	0:27:04(15)	0:41:28(14)	0:55:36(16)	1:10:18(16)	1:24:55(16)	1:39:41(16)	1:54:16(16)	1:59:05.71
	290			Matteo VITTOR	13:48(14)	14:24(15)	14:08(15)	14:42(17)	14:37(14)	14:46(14)	14:35(13)	
17	534	NOR	Ivar BUCH	0:13:35(17)	0:27:25(18)	0:41:52(18)	0:56:27(18)	1:11:05(18)	1:25:45(17)	1:40:20(17)	1:55:00(17)	1:59:43.50
	327			Syver SAKSVIK	13:50(16)	14:27(17)	14:35(17)	14:38(16)	14:40(15)	14:35(13)	14:40(14)	
18	532	HUN	Kornel BEKE	0:13:35(17)	0:27:24(17)	0:41:32(16)	0:55:49(17)	1:11:00(17)	1:25:47(18)	1:40:50(18)	1:55:55(18)	2:00:51.19
	266			Tamas KULIFAI	13:49(15)	14:08(13)	14:17(16)	15:11(20)	14:47(16)	15:03(16)	15:05(16)	
19	544	AUS	Joaquin CUEVAS	0:14:11(22)	0:28:28(19)							2:03:37.17
	129			David COLE	14:17(19)							
20	536	ITA	Giacomo COMBI	0:14:10(21)	0:28:29(20)	0:43:24(21)	0:58:19(19)	1:13:05(19)	1:28:16(19)	1:43:35(19)	1:58:50(19)	2:03:48.22
	287			Jonathan ALLEN	14:19(20)	14:55(20)	14:55(19)	14:46(18)	15:11(18)	15:19(18)	15:15(19)	
21	542	AUS	Coran LONGWOOD	0:14:08(19)	0:28:30(21)	0:43:22(20)	0:58:23(21)	1:13:12(20)	1:29:19(20)	1:45:54(20)	2:02:33(20)	2:07:53.36
	135			Stephan WEYERS	14:22(21)	14:52(19)	15:01(20)	14:49(19)	16:07(20)	16:35(20)	16:39(20)	
22	531	JPN	Kodai TSUJI	0:15:20(23)	0:30:49(23)	0:47:46(22)	1:04:34(22)	1:21:00(22)	1:38:46(21)	1:57:18(21)		2:03:53.37 -1L
	306			Ryo KONDO	15:29(23)	16:57(22)	16:48(22)	16:26(22)	17:46(21)	18:32(21)		
23	539	SUI	Tim MULLER	0:14:09(20)	0:28:31(22)	0:43:21(19)	0:58:22(20)	1:13:42(21)				DNF
	427			Maurus ZULLIG	14:22(21)	14:50(18)	15:01(20)	15:20(21)				
24	543	SWE	Joakim LINDBERG									DNS
	426			Martin NATHELL								

8 laps, 7 portages, 1 small lap

24