



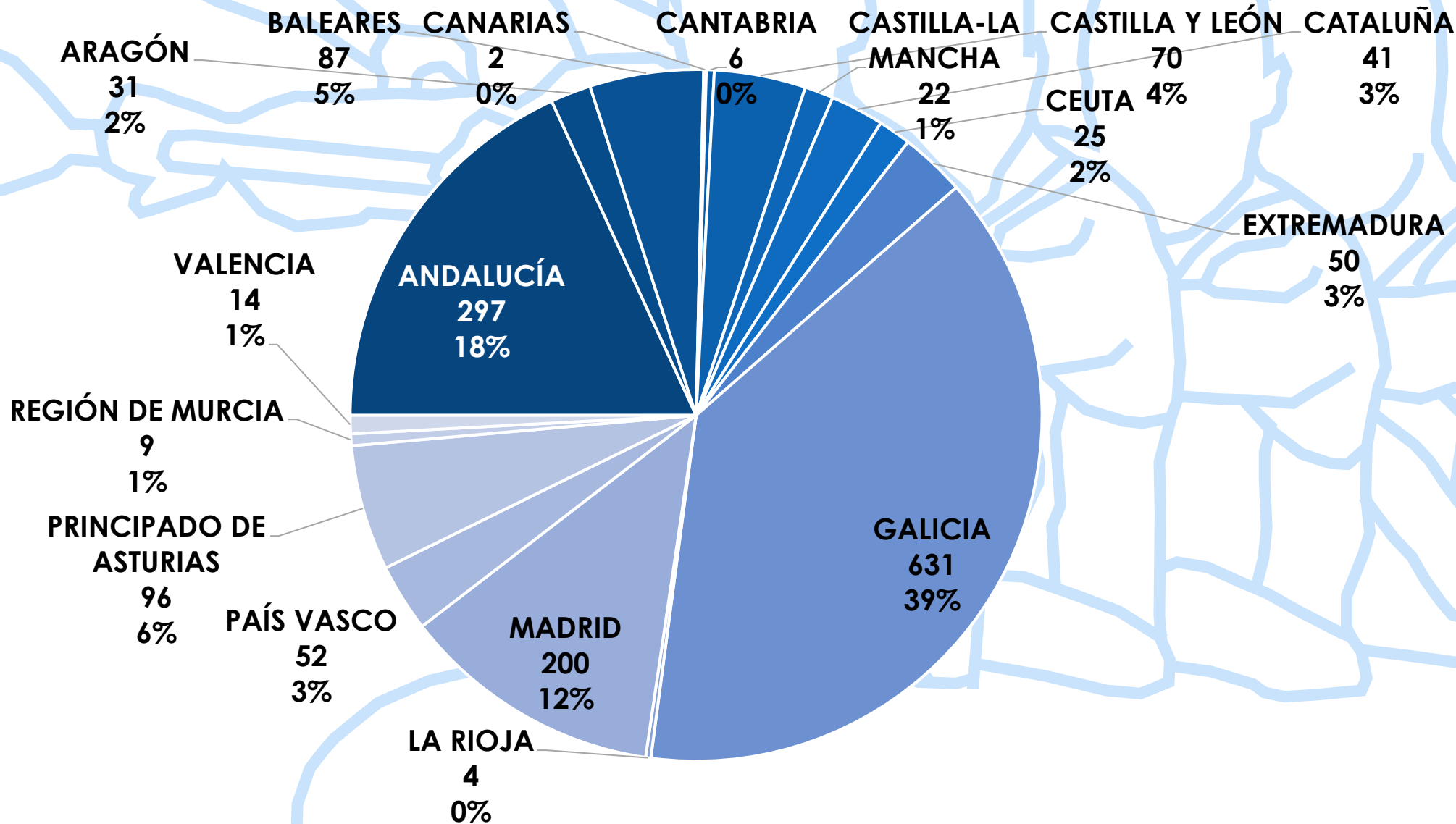
CAMPEONATO DE ESPAÑA DE SPRINT OLÍMPICO

ESTADÍSTICA DE PARTICIPACIÓN

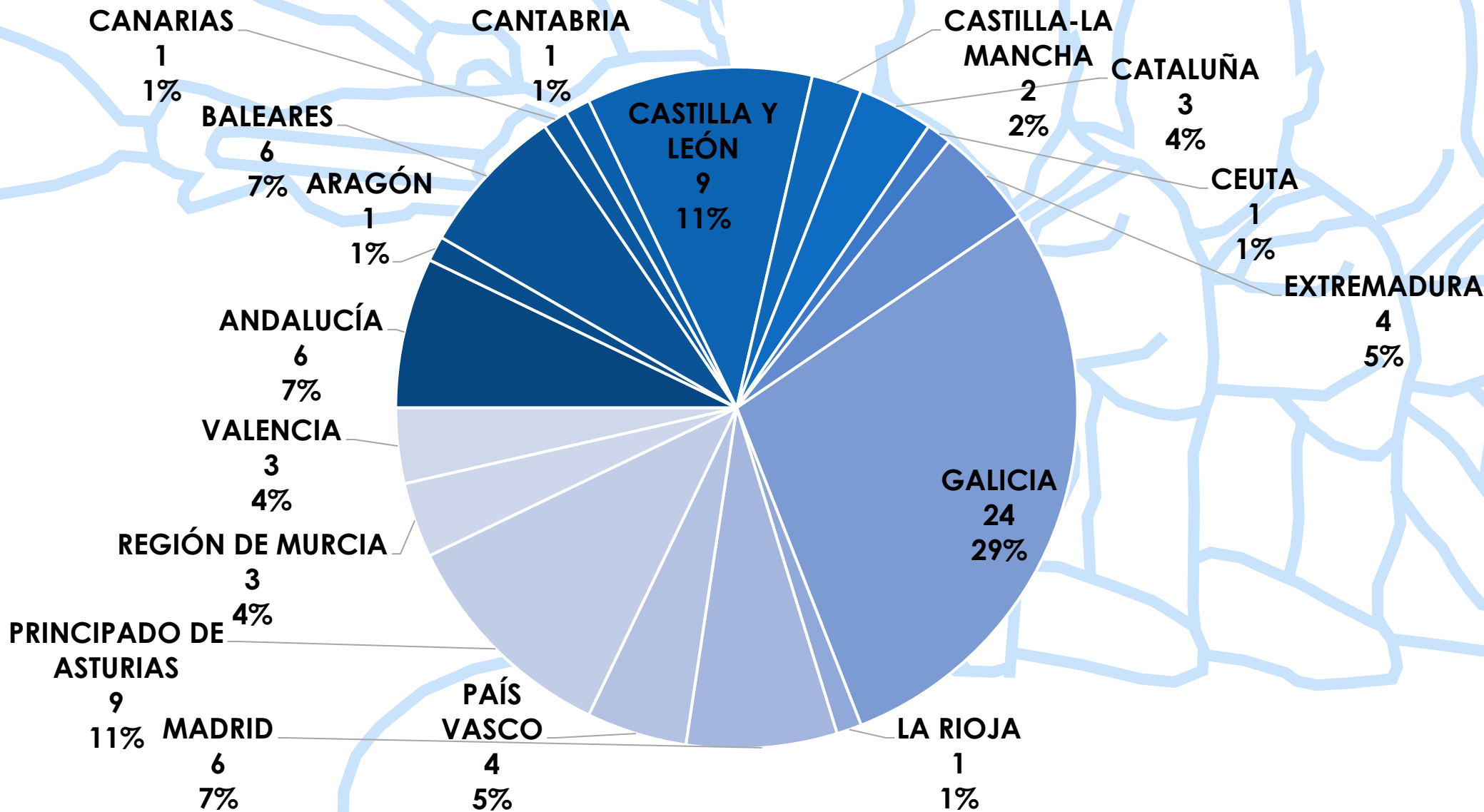
Embalse Pontillón (Pontevedra)

1 – 3 de Agosto de 2025

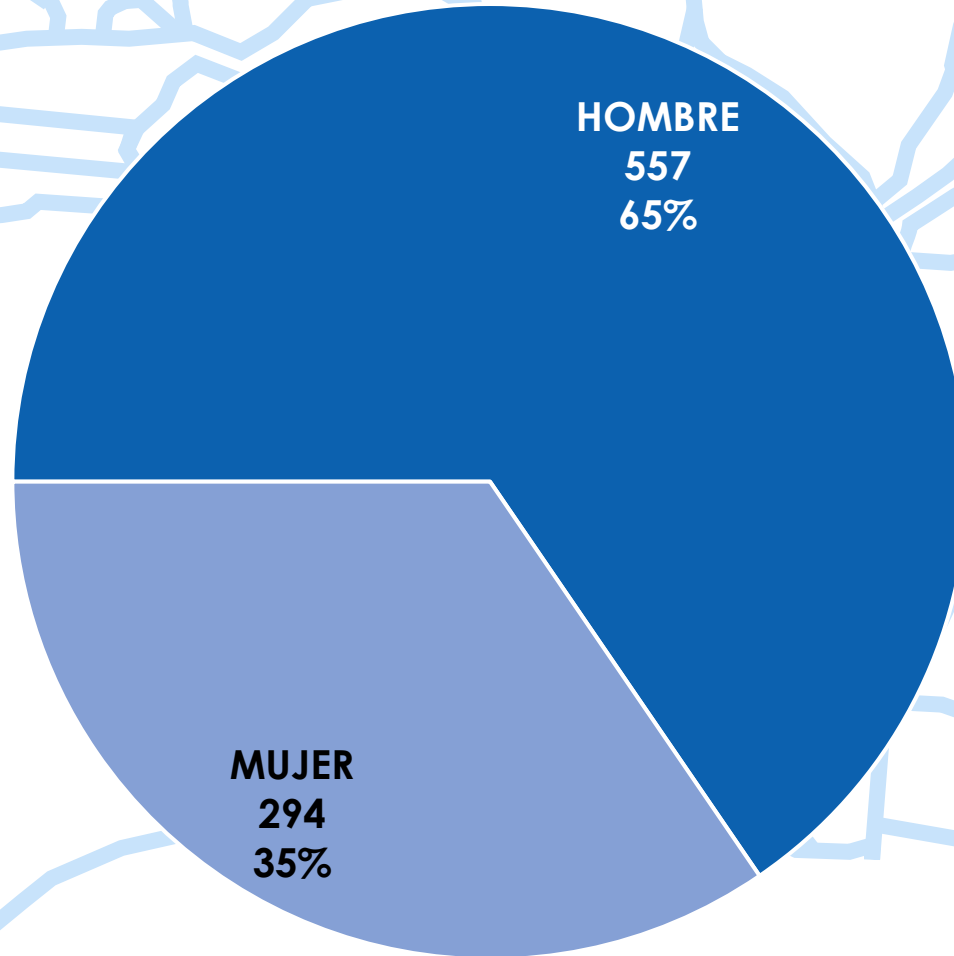
EMBARCACIONES POR COMUNIDAD AUTÓNOMA



CLUBS POR COMUNIDAD AUTÓNOMA



DEPORTISTAS POR SEXO



CUADRO DE PARTICIPACIÓN



| | | K1 | | C1 | | K2 | | | C2 | | | K4 | | C4 | |
|---------|------|----|----|----|----|----|----|----|----|----|----|----|----|----|---|
| | | H | M | H | M | H | M | MX | H | M | MX | H | M | H | M |
| JUVENIL | 200 | 42 | 32 | 34 | 22 | 30 | 14 | 19 | 6 | 4 | 5 | 23 | 7 | 8 | 6 |
| | 500 | 37 | 30 | 24 | 10 | 38 | 13 | | 9 | 6 | | 21 | 6 | 10 | 6 |
| | 1000 | 38 | 27 | 18 | 8 | 28 | 12 | | 7 | 2 | | 20 | 5 | 7 | 6 |
| SENIOR | 200 | 41 | 28 | 26 | 28 | 32 | 22 | 28 | 19 | 7 | 13 | 23 | 9 | 12 | 6 |
| | 500 | 38 | 39 | 26 | 21 | 40 | 36 | | 26 | 12 | | 31 | 13 | 15 | 7 |
| | 1000 | 54 | 27 | 33 | 23 | 27 | 22 | | 15 | 8 | | 20 | 10 | 10 | 6 |

CUADRO DE PARTICIPACIÓN



| | | PK1 | | PK2 | | PK3 | | PV1 | | PV2 | | PV3 | | K2 INC | | |
|---------|-----|-----|---|-----|---|-----|---|-----|---|-----|---|-----|--------------|--------------|---|----|
| | | H | M | H | M | H | M | H | M | H | M | H | M | H | M | MX |
| JUVENIL | 200 | 0 | 0 | 1 | 0 | 4 | 1 | 0 | 0 | 1 | 0 | 2 | 1 | 4 | 0 | 1 |
| | 500 | 0 | 0 | 1 | 0 | 3 | 1 | 0 | 0 | 1 | 0 | 2 | 1 | | | |
| SENIOR | 200 | 4 | 1 | 6 | 2 | 15 | 4 | 1 | 1 | 3 | 1 | 13 | 2 | 14 | 9 | 19 |
| | 500 | 3 | 1 | 6 | 2 | 11 | 4 | 1 | 0 | 3 | 1 | 13 | 2 | | | |
| | | | | | | | | | | | | | TOTAL | 1.637 | | |



Real Federación Española de Piragüismo

www.rfep.es

[@rfepiraguismo](https://twitter.com/rfepiraguismo)