



ATHENS 2004



Canoe/Kayak Flatwater Racing

23 - 28 August

Canoë-kayak Course en ligne

23 - 28 août

OFFICIAL RESULTS BOOK

BROCHURE DES RESULTATS OFFICIELS



7ca dYh]hcb`CZZ]WU'g

| : i bV]cb | B Ua Y | BC7` |
|--------------------------|--------------------------------|-------|
| DfYg]XYbh` | : 9@8<C: : 'I `f]VX` | ; 9F` |
| >i fm` | 7CB: CFH=: fUbW]gWt` | =H5` |
| .. | GA =F @-G`@-5? 5H5G`7\ f]ghcg` | ; F9` |
| .. | HCA 5G=B `=>cUc` | 6F5` |
| .. | ; <5@5A G=M5< `5`] | =F` |
| =7: `HYVXb]WU`8Y`Y[UHY` | @9I ?9A 5BG`>cUbbYg` | 69@ |
| .. | J9BCH`A UfW` | : F5` |
| 7\]YZCZZ]WU` | ; 5FB9F` : fUb_` | 75B` |
| 8Ydi lm7\]YZCZZ]WU` | ?5B85`Hcg\]_Lc` | >DB` |
| 7ca dYh]hcb`A UbU[Yf` | BCA =8=G`H\Ya]ghc_`Yg` | ; F9` |
| HYVXb]WU`Cf[Ub]gYf` | ?CBGH5BH=B=8=G`=]Ug` | ; F9` |
| GhUfhYf` | GH5<@G7<A =8H`; i bhYf` | ; 9F` |
| .. | >5BGG9BG`9h]YbbY` | 69@ |
| .. | CMCB`>YUb`@ci]g` | : F5` |
| 5`][bYf` | @=J 5BCI` `5bUghUg]U` | ; F9` |
| .. | <5F5@8`A Uf_hYf` | 5I H` |
| 7\]YZ7ci fgY`I a d]fY` | J@57<CG`7\UfU`Ua Vcg` | ; F9` |
| 7ci fgY`I a d]fY` | J5G?I H`=ghj Ub` | <I B` |
| .. | 6@5B8`DYhYf` | ; 6F` |
| .. | A =F CG@5J` <Uj]Uf` | GJ?` |
| .. | : 5F =5G`7YV]U` | 5F;` |
| .. | D=GN7N`FUZU` | DC@ |
| :]b]g\`@]bY`>i X[Y` | 6=B; `@ c` | 7<B` |
| .. | CBCF5HC`@UbnU` | =H5` |
| .. | A5858`= <Ua]XfYnU` | =F` |
| 6cUh7cblfc``Yf` | 657<9`K]][` | BCF` |
| .. | @9H<=B9B`F]ghc` | : =B` |
| .. | ?958=B; `; fY[[| 5I G |
| .. | @9BH=BC`7\`f]gh]bU` | 6F5` |
| .. | F5I 8CB= G`N][a Ub]hg` | @HI` |
| H]a Y`?YYdYf` | K =H<9F89B`5`Ub` | FG5` |
| .. | ?I NA =B`5bUhc`] | FI G` |
| .. | ; 9CF; 5?CDCI`@CI`H\ca UJ` | ; F9` |
| 7\]YZA YX]WU`CZZ]Wf` | A7`?9BN=9`8cbU`X` | 75B` |
| =bhYfa YX]UHY`H]a Yf` | G9=F =B5?`=A Uf]U` | ; F9` |
| .. | J@CF5`9Z\]a]U` | ; F9` |
| .. | ?5@C: CF`=GhUa Uh]bU` | ; F9` |
| .. | A5BH5`5]_UhYf]b]` | ; F9` |
| .. | A5BH5`A Uf]U` | ; F9` |
| .. | AC@=CI`HYfdg]h\YU` | ; F9` |
| .. | G=B=G`GhYZUbcg` | ; F9` |
| .. | H9BHN9F =G`5h\UbUg]cg` | ; F9` |
| 6cUh8f]j Yf` | ; 9CF; CDCI`@CG`5bhcb]cg` | ; F9` |
| .. | ?CHCDCI`@G`DUbU[]ch]g` | ; F9` |
| .. | ACF: C; =5BB=5bUghUg]U` | ; F9` |
| .. | AD9=?5`?cbX]U` | ; F9` |
| .. | D5F5G?9J5G`9j U[[Y`cg` | ; F9` |
| .. | DCI`@=5B=H=G`; Ycf[]cg` | ; F9` |
| .. | HC?5H@=8=G`5bhcb]cg` | ; F9` |
| .. | G=? =CH=G`9mU[[Y`cg` | ; F9` |
| .. | HF =5BH5: M@=CI` ; Ycf[]cg` | ; F9` |

6cUh7cbhfc`5gg]ghUbh`

GH9: 5B5? =G'9'YZ\Yf]cg`

; F9`

..

HG=C| B=G'DUbU[]ch]g`

; F9`

.

..

; F9`

..

.

.

As of THU 26 AUG 2004



Entry List by NOC

Κατάλογος Συμμετοχών ανά ΕΟΕ / Liste d'inscrits par CNO

MEN

| NOC Code | NOC | | | |
|------------|-------------------------|------------|--------------------------------------|---------------|
| | Name | Bib Number | Event Code | Date of Birth |
| ARG | Argentina | | | |
| | CORREA Javier | 1 | K1 1000m M K1 500m M | 17 JUL 1976 |
| AUS | Australia | | | |
| | BAGGALEY Nathan | 12 | K1 1000m M K1 500m M K2 500m M | 06 DEC 1975 |
| | COLLINS Daniel | 9 | K2 1000m M | 07 OCT 1970 |
| | MARINOV Martin | 13 | C1 500m M | 25 OCT 1967 |
| | RHODES David | 10 | K2 1000m M | 12 NOV 1975 |
| | ROBINSON Clint | 11 | K2 500m M | 27 JUL 1972 |
| BEL | Belgium | | | |
| | D HAENE Wouter | 15 | K2 1000m M | 05 MAY 1982 |
| | MAESEN Bob | 16 | K2 1000m M | 24 MAY 1976 |
| BLR | Belarus | | | |
| | ABALMASAU Aliaksei | 21 | K4 1000m M | 20 JUN 1980 |
| | BAHDANOVICH Aliaksandr | 25 | C2 1000m M C2 500m M | 29 APR 1982 |
| | KURLIANDCHYK Aliaksandr | 24 | C2 1000m M C2 500m M | 25 NOV 1971 |
| | MAKHNEU Vadzim | 23 | K2 500m M K4 1000m M | 21 DEC 1979 |
| | PIATRUSHENKA Raman | 20 | K2 500m M K4 1000m M | 25 DEC 1980 |
| | TURCHYN Dziamyann | 22 | K4 1000m M | 02 MAR 1985 |
| | ZHUKOUSKI Aliaksandr | 17 | C1 1000m M C1 500m M | 06 OCT 1979 |
| BRA | Brazil | | | |
| | CUATTRIN Sebastian | 26 | K1 1000m M K1 500m M K2 500m M | 06 SEP 1973 |
| | SZUBSKI Sebastian | 27 | K2 500m M | 26 APR 1981 |
| BUL | Bulgaria | | | |
| | ATANASOV Stanimir | 34 | C1 1000m M C1 500m M | 20 APR 1976 |
| | HRISTOV Ivan | 29 | K2 500m M K4 1000m M | 03 MAR 1982 |
| | KAZANOV Milko | 30 | K4 1000m M | 11 FEB 1970 |
| | MERKOV Petar | 33 | K1 500m M K4 1000m M | 03 NOV 1976 |
| | YORDANOV Yordan | 28 | K2 500m M K4 1000m M | 09 JUN 1981 |



Entry List by NOC

Κατάλογος Συμμετοχών ανά ΕΟΕ / Liste d'inscrits par CNO

MEN

| NOC Code | NOC | | | |
|------------|----------------------------------|------------|------------|---------------|
| | Name | Bib Number | Event Code | Date of Birth |
| CAN | Canada | | | |
| | BUDAY Attila | 45 | C2 500m M | 28 JUN 1974 |
| | BUDAY JR Tamas | 46 | C2 500m M | 23 APR 1976 |
| | CUTHBERT Ryan | 42 | K4 1000m M | 13 DEC 1979 |
| | DALTON Richard | 47 | C1 500m M | 27 AUG 1979 |
| | | | C2 1000m M | |
| | DOBER Richard | 41 | K2 500m M | 21 JAN 1981 |
| | | | K4 1000m M | |
| | GILES Stephen | 48 | C1 1000m M | 04 JUL 1972 |
| | JORENS Steven | 40 | K2 500m M | 05 OCT 1981 |
| | | | K4 1000m M | |
| | SCAROLA Michael | 44 | C2 1000m M | 26 JAN 1976 |
| | van KOEVERDEN Adam | 49 | K1 1000m M | 29 JAN 1982 |
| | | | K1 500m M | |
| | WILLOWS Andrew | 43 | K4 1000m M | 01 JAN 1980 |
| CHI | Chile | | | |
| | TAFRA Jonnathan | 51 | C1 1000m M | 08 AUG 1983 |
| CHN | Peoples Republic of China | | | |
| | JING Ying | 53 | C1 1000m M | 16 APR 1981 |
| | LIU Haitao | 54 | K1 1000m M | 18 MAR 1983 |
| | | | K1 500m M | |
| | MENG Guanliang | 64 | C2 1000m M | 24 JAN 1977 |
| | | | C2 500m M | |
| | WANG Bing | 52 | C1 500m M | 02 JAN 1978 |
| | WANG Lei | 63 | K2 1000m M | 24 JAN 1981 |
| | | | K2 500m M | |
| | YANG Wenjun | 65 | C2 1000m M | 25 DEC 1983 |
| | | | C2 500m M | |
| | YIN Yijun | 62 | K2 1000m M | 08 SEP 1983 |
| | | | K2 500m M | |
| CRO | Croatia | | | |
| | HORVATICEK Emanuel | 67 | C1 1000m M | 22 JUN 1979 |
| | | | C1 500m M | |
| CUB | Cuba | | | |
| | AGUILAR CHACON Karel | 69 | C1 1000m M | 05 APR 1980 |
| | BALCEIRO PAJON Ledis Frank | 71 | C2 1000m M | 18 APR 1975 |
| | | | C2 500m M | |
| | PRUNA DIAZ Aldo | 68 | C1 500m M | 12 MAY 1983 |
| | ROJAS BLANCO Ibrahim | 70 | C2 1000m M | 10 OCT 1975 |
| | | | C2 500m M | |
| CZE | Czech Republic | | | |
| | DOKTOR Martin | 72 | C1 1000m M | 21 MAY 1974 |
| | | | C1 500m M | |

As of THU 26 AUG 2004



Entry List by NOC

Κατάλογος Συμμετοχών ανά ΕΟΕ / Liste d'inscrits par CNO

MEN

| NOC Code | NOC | | | |
|------------|------------------------|------------|-------------------------|---------------|
| | Name | Bib Number | Event Code | Date of Birth |
| DEN | Denmark | | | |
| | MADSEN Mads Kongsgaard | 76 | K2 1000m M K2 500m M | 26 FEB 1977 |
| | NIELSEN Lasse | 75 | K2 1000m M K2 500m M | 10 JUL 1984 |
| ESP | Spain | | | |
| | BANOS Pablo | 78 | K2 1000m M | 04 DEC 1982 |
| | BEA Alfredo | 81 | C2 1000m M C2 500m M | 14 OCT 1969 |
| | CAL David | 86 | C1 1000m M C1 500m M | 10 OCT 1982 |
| | HERNANZ Javier | 77 | K2 1000m M | 01 FEB 1983 |
| | LLERA Francisco | 80 | K2 500m M | 18 JAN 1981 |
| | MASCATO David | 82 | C2 1000m M C2 500m M | 13 OCT 1975 |
| | PEREZ Carlos | 88 | K1 500m M | 12 APR 1979 |
| | VINDEL Damian | 79 | K2 500m M | 05 MAY 1981 |
| FIN | Finland | | | |
| | LATVAMAKI Kimmo | 89 | K1 500m M | 06 JUN 1976 |
| FRA | France | | | |
| | AMIR TAHMASSEB Babak | 93 | K1 1000m M K1 500m M | 19 MAY 1976 |
| | LAVIGNE Yannick | 91 | C2 1000m M C2 500m M | 31 MAY 1975 |
| | LENOIR Jose | 92 | C2 1000m M C2 500m M | 05 OCT 1972 |
| GBR | Great Britain | | | |
| | BRABANTS Tim | 95 | K1 1000m M | 23 JAN 1977 |
| | DARBY DOWMAN Paul | 97 | K2 1000m M | 25 NOV 1977 |
| | WYNNE Ian | 96 | K1 500m M K2 1000m M | 30 NOV 1973 |

As of THU 26 AUG 2004



Entry List by NOC

Κατάλογος Συμμετοχών ανά ΕΟΕ / Liste d'inscrits par CNO

MEN

| NOC Code | NOC | | | |
|------------|----------------------|------------|-------------------------|---------------|
| | Name | Bib Number | Event Code | Date of Birth |
| GER | Germany | | | |
| | ALTEPOST Lutz | 113 | K1 500m M | 06 OCT 1981 |
| | BACH Bjoern | 106 | K4 1000m M | 21 JUN 1976 |
| | DITTMER Andreas | 99 | C1 1000m M C1 500m M | 16 APR 1972 |
| | GILLE Christian | 108 | C2 1000m M C2 500m M | 06 JAN 1976 |
| | GOLDSCHMIDT Bjoern | 114 | K1 1000m M | 03 DEC 1979 |
| | HERSZEL Marco | 101 | K2 1000m M | 02 JUN 1979 |
| | IHLE Andreas | 104 | K4 1000m M | 02 JUN 1979 |
| | RAUHE Ronald | 102 | K2 500m M | 03 OCT 1981 |
| | SCHAEFER Jan | 100 | K2 1000m M | 18 OCT 1974 |
| | ULM Stefan | 107 | K4 1000m M | 21 DEC 1975 |
| | WIESKOETTER Tim | 103 | K2 500m M | 12 MAR 1979 |
| | WYLENZEK Tomasz | 109 | C2 1000m M C2 500m M | 09 JAN 1983 |
| | ZABEL Mark | 105 | K4 1000m M | 12 AUG 1973 |
| GRE | Greece | | | |
| | KILIGKARIDIS Andreas | 116 | C1 1000m M C1 500m M | 05 AUG 1976 |
| | PAPANDREOU Apostolos | 118 | K1 1000m M K1 500m M | 10 NOV 1975 |
| HUN | Hungary | | | |
| | BEE Istvan | 121 | K2 1000m M | 04 JUL 1972 |
| | BENKO Zoltan | 120 | K2 1000m M | 13 JUN 1983 |
| | HORVATH Gabor | 124 | K4 1000m M | 15 NOV 1971 |
| | JOOB Marton | 134 | C1 500m M | 24 JUN 1982 |
| | KAMMERER Zoltan | 122 | K2 500m M K4 1000m M | 10 MAR 1978 |
| | KOKENY Roland | 133 | K1 1000m M | 24 OCT 1975 |
| | KOLONICS Gyorgy | 126 | C2 1000m M C2 500m M | 04 JUN 1972 |
| | KOZMANN Gyorgy | 125 | C2 1000m M C2 500m M | 23 MAR 1978 |
| | STORCZ Botond | 123 | K2 500m M K4 1000m M | 30 JAN 1975 |
| | VAJDA Attila | 119 | C1 1000m M | 17 MAR 1983 |
| | VERECKEI Akos | 132 | K1 500m M K4 1000m M | 26 AUG 1977 |
| ISR | Israel | | | |
| | KOLGANOV Michael | 138 | K1 500m M | 24 OCT 1974 |
| | YELLIN Roei | 136 | K1 1000m M | 11 SEP 1981 |



As of THU 26 AUG 2004

Entry List by NOC

Κατάλογος Συμμετοχών ανά ΕΟΕ / Liste d'inscrits par CNO

MEN

| NOC Code | NOC | | | |
|------------|-------------------------|------------|---------------------------------------|---------------|
| | Name | Bib Number | Event Code | Date of Birth |
| ITA | Italy | | | |
| | BONOMI Beniamino | 142 | K2 1000m M K2 500m M | 09 MAR 1968 |
| | FACCHIN Andrea | 139 | K1 1000m M K1 500m M | 20 SEP 1978 |
| | ROSSI Antonio | 141 | K2 1000m M K2 500m M | 19 DEC 1968 |
| KAZ | Kazhakstan | | | |
| | NURMAGANBETOV Kaissar | 148 | C1 1000m M C1 500m M | 05 AUG 1977 |
| LAT | Latvia | | | |
| | VINOGRADOVS Dagnis | 151 | C1 1000m M C1 500m M | 02 JUN 1981 |
| LTU | Lithuania | | | |
| | BALCIUNAS Egidijus | 154 | K2 500m M | 07 MAY 1975 |
| | DUONELA Alvydas | 152 | K1 500m M K2 500m M | 27 JUN 1976 |
| | PETRUKANECAS Romas | 153 | K1 1000m M | 16 MAY 1973 |
| NOR | Norway | | | |
| | FJELDHEIM Nils Olav | 156 | K2 1000m M | 18 APR 1977 |
| | GJERSOE Andreas | 159 | K4 1000m M | 06 AUG 1976 |
| | LARSEN Eirik Veraas | 155 | K1 1000m M K1 500m M K2 1000m M | 26 MAR 1976 |
| | NAESS Mattis | 160 | K4 1000m M | 18 MAY 1973 |
| | NORENBERG Jacob Lorentz | 157 | K4 1000m M | 08 JUN 1979 |
| | WEFALD Alexander | 158 | K4 1000m M | 25 NOV 1978 |
| NZL | New Zealand | | | |
| | FERGUSON Steven | 162 | K1 500m M K2 1000m M | 08 MAY 1980 |
| | FOUHY Ben | 161 | K1 1000m M K2 1000m M | 04 MAR 1979 |

As of THU 26 AUG 2004



Entry List by NOC

Κατάλογος Συμμετοχών ανά ΕΟΕ / Liste d'inscrits par CNO

MEN

| NOC Code | NOC | | | |
|------------|---------------------------------|------------|--------------------------|---------------|
| | Name | Bib Number | Event Code | Date of Birth |
| POL | Poland | | | |
| | BARASZKIEWICZ Pawel | 177 | C2 500m M | 20 MAY 1977 |
| | BAUMANN Pawel | 173 | K1 500m M | 11 JUN 1983 |
| | BIALKOWSKI Dariusz | 174 | K4 1000m M | 16 JUL 1970 |
| | GLAZEWSKI Rafal | 172 | K4 1000m M | 09 APR 1980 |
| | JEDRASZKO Daniel | 178 | C2 500m M | 06 APR 1976 |
| | MENDELSKI Tomasz | 171 | K4 1000m M | 21 MAY 1981 |
| | SEROCZYNSKI Adam | 168 | K1 1000m M K4 1000m M | 13 MAR 1974 |
| | SLIWINSKI Michal | 175 | C2 1000m M | 05 FEB 1970 |
| | TWARDOWSKI Marek | 169 | K2 500m M | 06 OCT 1979 |
| | WOSZCZYNSKI Lukasz | 176 | C2 1000m M | 13 FEB 1983 |
| | WYSOCKI Adam | 170 | K2 500m M | 23 DEC 1974 |
| POR | Portugal | | | |
| | SILVA Emanuel | 180 | K1 1000m M K1 500m M | 04 DEC 1985 |
| ROM | Romania | | | |
| | BABAN Marian | 183 | K2 500m M K4 1000m M | 08 JAN 1976 |
| | CEAUSU Alexandru Bogdan | 184 | K4 1000m M | 12 OCT 1980 |
| | CURUZAN CORNELI Vasile | 190 | K4 1000m M | 19 MAR 1974 |
| | MIRONCIC Florin Georgian | 182 | C1 500m M | 04 MAY 1981 |
| | POPESCU Florin | 188 | C2 1000m M C2 500m M | 30 AUG 1974 |
| | PRICOP Mitica | 181 | C1 1000m M | 25 OCT 1977 |
| | SIMIONCENCU Silviu | 187 | C2 1000m M C2 500m M | 13 DEC 1975 |
| | VASILE Stefan | 191 | K2 500m M K4 1000m M | 17 FEB 1982 |
| RSA | Republic of South Africa | | | |
| | van COLLER Alan | 192 | K1 1000m M K1 500m M | 09 OCT 1967 |
| RUS | Russian Federation | | | |
| | FOMICHEV Konstantin | 193 | C1 1000m M | 30 AUG 1977 |
| | GRUSHIKHIN Vladimir | 198 | K2 1000m M K2 500m M | 11 JUN 1971 |
| | KOSTOGLD Alexander | 199 | C2 1000m M C2 500m M | 31 MAY 1974 |
| | KOVALEV Alexander | 200 | C2 1000m M C2 500m M | 02 MAR 1975 |
| | OPALEV Maxim | 194 | C1 500m M | 04 APR 1979 |
| | SHKIOTOV Andrey | 195 | K1 1000m M K1 500m M | 25 JUL 1986 |
| | TISHCHENKO Anatoly | 197 | K2 1000m M K2 500m M | 18 JUL 1970 |

As of THU 26 AUG 2004



Entry List by NOC

Κατάλογος Συμμετοχών ανά ΕΟΕ / Liste d'inscrits par CNO

MEN

| NOC Code | NOC | | | |
|------------|------------------------------|------------|-------------------------|---------------|
| | Name | Bib Number | Event Code | Date of Birth |
| SCG | Serbia and Montenegro | | | |
| | FILIPOVIC Ognjen | 201 | K2 1000m M K2 500m M | 17 OCT 1973 |
| | ZORIC Dragan | 202 | K2 1000m M K2 500m M | 20 MAY 1979 |
| SEY | Seychelles | | | |
| | LESPOIR Tony | 203 | K1 1000m M K1 500m M | 01 SEP 1976 |
| SLO | Slovenia | | | |
| | ZUPANCIC REGENT Jernej | 204 | K1 1000m M | 18 MAY 1980 |
| SUI | Switzerland | | | |
| | FAEH Simon | 205 | K1 1000m M K1 500m M | 10 MAY 1982 |
| SVK | Slovakia | | | |
| | BACA Juraj | 213 | K4 1000m M | 17 MAR 1977 |
| | BIKSADSKY Daniel | 215 | C2 1000m M C2 500m M | 05 AUG 1978 |
| | CHORVATH Martin | 209 | K1 500m M | 09 OCT 1980 |
| | ERBAN Robert | 206 | K1 1000m M | 09 JUL 1972 |
| | OSTRCIL Marian | 208 | C1 1000m M C1 500m M | 15 OCT 1980 |
| | PALES Peter | 214 | C2 1000m M C2 500m M | 07 JUN 1967 |
| | RISZDORFER Michal | 211 | K4 1000m M | 26 MAY 1977 |
| | RISZDORFER Richard | 210 | K4 1000m M | 17 MAR 1981 |
| | VLCEK Erik | 212 | K4 1000m M | 29 DEC 1981 |
| SWE | Sweden | | | |
| | GUSTAFSSON Anders | 216 | K1 500m M | 07 APR 1979 |
| | NILSSON Henrik | 218 | K2 1000m M K2 500m M | 15 FEB 1976 |
| | OSCARSSON Markus | 217 | K2 1000m M K2 500m M | 09 MAY 1977 |
| UKR | Ukraine | | | |
| | CHEBAN Yuriy | 227 | C1 1000m M C1 500m M | 05 JUL 1986 |
| | DZHALILOV Ruslan | 222 | C2 1000m M C2 500m M | 24 JAN 1982 |
| | PROKOPENKO Maksym | 221 | C2 1000m M C2 500m M | 23 MAR 1984 |
| URU | Uruguay | | | |
| | CORREA Darwin | 228 | C1 1000m M C1 500m M | 23 AUG 1977 |



Entry List by NOC

Κατάλογος Συμμετοχών ανά ΕΟΕ / Liste d'inscrits par CNO

MEN

| NOC Code | NOC | Name | Bib Number | Event Code | Date of Birth |
|------------|---------------------------------|--------------------|------------|--------------------------|---------------|
| USA | United States of America | | | | |
| | | BUSSEY Andrew | 233 | K2 1000m M | 05 FEB 1979 |
| | | JOHNSON Nathan | 237 | C2 1000m M C2 500m M | 03 OCT 1976 |
| | | LEWIS Benjamin | 235 | K1 1000m M | 11 OCT 1982 |
| | | MALLOCH Jordan | 236 | C2 1000m M C2 500m M | 02 SEP 1978 |
| | | SMOKE Jeffrey | 232 | K2 1000m M | 03 DEC 1977 |
| | | WOLSKI Bartosz | 234 | K2 500m M | 06 APR 1980 |
| | | ZUR Rami | 239 | K1 500m M K2 500m M | 23 FEB 1977 |
| UZB | Uzbekistan | | | | |
| | | BABADJANOV Aleksey | 243 | K2 500m M K4 1000m M | 25 SEP 1978 |
| | | BORZOV Sergey | 246 | K2 500m M K4 1000m M | 14 JAN 1981 |
| | | RYAHOV Anton | 245 | K1 500m M K4 1000m M | 29 MAY 1980 |
| | | STRIJKOV Dmitriy | 244 | K4 1000m M | 13 SEP 1982 |
| | | TARASOV Michail | 242 | K2 1000m M | 08 JAN 1981 |
| | | TURCHIN Danila | 241 | K1 1000m M K2 1000m M | 22 JAN 1978 |

As of THU 26 AUG 2004



Entry List by NOC

Κατάλογος Συμμετοχών ανά ΕΟΕ / Liste d'inscrits par CNO

WOMEN

| NOC Code | NOC | | | |
|------------|----------------------------------|------------|------------|---------------|
| | Name | Bib Number | Event Code | Date of Birth |
| ARG | Argentina | | | |
| | LAURO Fernanda | 2 | K1 500m W | 02 DEC 1978 |
| AUS | Australia | | | |
| | BARCLAY Kate | 7 | K4 500m W | 04 OCT 1980 |
| | HARVEY Paula | 3 | K2 500m W | 12 JUN 1975 |
| | MEEK Chantal | 5 | K4 500m W | 19 DEC 1978 |
| | OLDENHOF Lisa | 8 | K4 500m W | 26 MAR 1980 |
| | RANKIN Amanda | 6 | K1 500m W | 22 OCT 1976 |
| | | | K4 500m W | |
| | TEGG Susan | 4 | K2 500m W | 15 SEP 1975 |
| BEL | Belgium | | | |
| | SANTY Petra | 14 | K1 500m W | 08 NOV 1982 |
| BLR | Belarus | | | |
| | BETS Alena | 19 | K2 500m W | 02 MAY 1976 |
| | PUCHKOVA Hanna | 18 | K2 500m W | 20 APR 1978 |
| BUL | Bulgaria | | | |
| | DACHEVA Delyana | 31 | K2 500m W | 25 FEB 1982 |
| | PINDZHEVA Bonka | 32 | K2 500m W | 12 OCT 1972 |
| CAN | Canada | | | |
| | BARRE Mylanie | 35 | K2 500m W | 25 JUL 1979 |
| | BRUNET Caroline | 50 | K1 500m W | 20 MAR 1969 |
| | | | K2 500m W | |
| | D ALESSIO Jillian | 39 | K4 500m W | 05 APR 1985 |
| | FURNEAUX Karen | 36 | K4 500m W | 23 DEC 1976 |
| | JAIN Kamini | 38 | K4 500m W | 13 NOV 1969 |
| | LIGHTBOUND Carrie | 37 | K4 500m W | 08 AUG 1979 |
| CHN | Peoples Republic of China | | | |
| | GAO Yi | 55 | K4 500m W | 21 APR 1980 |
| | HE Jing | 61 | K4 500m W | 10 OCT 1983 |
| | LI Ting | 59 | K1 500m W | 31 JAN 1985 |
| | XU Linbei | 60 | K2 500m W | 19 NOV 1983 |
| | | | K4 500m W | |
| | ZHONG Hongyan | 57 | K2 500m W | 29 NOV 1978 |
| | | | K4 500m W | |
| CZE | Czech Republic | | | |
| | STRNADOVA Michaela | 73 | K1 500m W | 19 OCT 1979 |

As of THU 26 AUG 2004



Entry List by NOC

Κατάλογος Συμμετοχών ανά ΕΟΕ / Liste d'inscrits par CNO

WOMEN

| NOC Code | NOC | | | |
|------------|-----------------------|------------|------------------------|---------------|
| | Name | Bib Number | Event Code | Date of Birth |
| ESP | Spain | | | |
| | GARCIA Isabel | 85 | K4 500m W | 26 MAR 1978 |
| | MANCHON Beatriz | 83 | K2 500m W K4 500m W | 29 MAY 1976 |
| | PORTELA Teresa | 84 | K2 500m W K4 500m W | 05 MAY 1982 |
| | SMIDAKOVA Jana | 74 | K4 500m W | 06 NOV 1983 |
| FIN | Finland | | | |
| | HONKANEN Jenni | 90 | K1 500m W | 24 FEB 1980 |
| FRA | France | | | |
| | DELATTRE Marie | 249 | K2 500m W | 04 MAR 1981 |
| | MARIE Nathalie | 94 | K1 500m W | 21 JUN 1976 |
| | VIARD Anne Laure | 248 | K2 500m W | 07 JUN 1981 |
| GBR | Great Britain | | | |
| | HARDY Lucy | 98 | K1 500m W | 05 MAY 1978 |
| GER | Germany | | | |
| | FISCHER Birgit | 110 | K2 500m W K4 500m W | 25 FEB 1962 |
| | LEONHARDT Carolin | 111 | K2 500m W K4 500m W | 22 NOV 1984 |
| | NOLLEN Maike | 112 | K4 500m W | 15 NOV 1977 |
| | WAGNER Katrin | 115 | K1 500m W K4 500m W | 13 OCT 1977 |
| GRE | Greece | | | |
| | ALEXOPOULOU Athina-T. | 117 | K1 500m W | 17 MAR 1983 |
| HUN | Hungary | | | |
| | BOTA Kinga | 130 | K4 500m W | 22 AUG 1977 |
| | JANICS Natasa | 131 | K1 500m W K2 500m W | 24 JUN 1982 |
| | KOVACS Katalin | 127 | K2 500m W K4 500m W | 29 FEB 1976 |
| | SZABO Szilvia | 128 | K4 500m W | 24 OCT 1978 |
| | VISKI Erzsebet | 129 | K4 500m W | 22 FEB 1980 |
| INA | Indonesia | | | |
| | ARONGGEAR Sarce | 135 | K1 500m W | 07 JUL 1979 |
| ISR | Israel | | | |
| | PEISAKHOVITCH Larissa | 137 | K1 500m W | 30 MAY 1973 |
| ITA | Italy | | | |
| | IDEM Josefa | 140 | K1 500m W | 23 SEP 1964 |

As of THU 26 AUG 2004



Entry List by NOC

Κατάλογος Συμμετοχών ανά ΕΟΕ / Liste d'inscrits par CNO

WOMEN

| NOC Code | NOC | | | |
|------------|---------------------------|------------|------------------------|---------------|
| | Name | Bib Number | Event Code | Date of Birth |
| JPN | Japan | | | |
| | ADACHI Miho | 147 | K4 500m W | 19 JUN 1979 |
| | KITAMOTO Shinobu | 144 | K2 500m W K4 500m W | 01 FEB 1977 |
| | SHIRATA Miyuki | 143 | K1 500m W | 28 JUL 1984 |
| | SUZUKI Yumiko | 145 | K2 500m W K4 500m W | 13 JAN 1976 |
| | TAKEYA Mikiko | 146 | K4 500m W | 19 JUN 1980 |
| KAZ | Kazhakstan | | | |
| | SERGEYEVA Natalya | 149 | K1 500m W K2 500m W | 03 MAY 1976 |
| | UZHAKHOVA Ellina | 150 | K2 500m W | 18 JUL 1982 |
| POL | Poland | | | |
| | BIALKOWSKA Aneta | 166 | K4 500m W | 06 AUG 1977 |
| | CZAJCZYNSKA Malgorzata | 165 | K4 500m W | 19 JUL 1981 |
| | PASTUSZKA Aneta | 167 | K1 500m W K2 500m W | 11 MAY 1978 |
| | SADALSKA Karolina | 163 | K4 500m W | 30 JUN 1981 |
| | SKOWRON Joanna | 164 | K4 500m W | 16 APR 1979 |
| | SOKOLOWSKA KULESZA Beata | 179 | K2 500m W | 10 JAN 1974 |
| ROM | Romania | | | |
| | TALPA Lidia | 186 | K2 500m W | 03 NOV 1982 |
| | VULPES Florica | 185 | K2 500m W | 13 MAR 1982 |
| RUS | Russian Federation | | | |
| | KOSTENKO Olga | 196 | K1 500m W | 26 DEC 1984 |
| SVK | Slovakia | | | |
| | ERBANOVA Marcela | 207 | K1 500m W | 20 MAY 1978 |
| SWE | Sweden | | | |
| | KARLSSON Anna | 220 | K2 500m W | 12 MAY 1975 |
| | PALDANIUS Sofia | 219 | K2 500m W | 16 MAR 1979 |
| UKR | Ukraine | | | |
| | BALABANOVA Hanna | 225 | K4 500m W | 10 DEC 1969 |
| | CHEREVATOVA Olena | 226 | K4 500m W | 17 MAR 1970 |
| | OSYPENKO Inna | 223 | K4 500m W | 20 SEP 1982 |
| | SEMYKINA Tetyana | 224 | K4 500m W | 19 OCT 1973 |



As of THU 26 AUG 2004

Entry List by NOC

Κατάλογος Συμμετοχών ανά ΕΟΕ / Liste d'inscrits par CNO

WOMEN

| NOC Code | NOC | Name | Bib Number | Event Code | Date of Birth |
|------------|---------------------------------|-----------------|------------|------------------------|---------------|
| USA | United States of America | | | | |
| | | COLIN Kathryn | 229 | K2 500m W K4 500m W | 06 FEB 1974 |
| | | JOHNSON Carrie | 238 | K1 500m W K4 500m W | 16 JAN 1984 |
| | | MIJALIS Marie | 231 | K4 500m W | 01 FEB 1981 |
| | | SPALDING Lauren | 230 | K2 500m W K4 500m W | 17 MAR 1980 |
| UZB | Uzbekistan | | | | |
| | | BORZOVA Yulia | 240 | K1 500m W | 14 JAN 1981 |
| VIE | Vietnam | | | | |
| | | DOAN Thi Cach | 247 | K1 500m W | 01 JUL 1984 |

Legend:

| Boat Codes | | | | | | | |
|------------|--------------|----|--------------|----|--------------|----|--------------|
| C1 | Canoe single | C2 | Canoe double | K1 | Kayak single | K2 | Kayak double |
| | | | | K4 | Kayak four | | |

Note: All corrections until the qualifications are available in INFO.



Rowing/Canoeing Centre

Ολυμπιακό Κωπηλατοδρόμιο Σχοινιά
CO Aviron & CF - Schinias

Canoe / Kayak Flatwater Racing

Κανόε / Καγιάκ Σπριντ / Canoë-Kayak Course ligne



OFFICIAL COMMUNICATION

Επίσημη Ανακοίνωση / Communiqué officiel

Late Entries

Item: 2

In race 23 Lane 8 Rankin Amanda (AUS) is added to K1 Women by decision of CAS.
In race 30 Lane 8 Viard Anne Laure/ Delattre Marie (FRA) are added as late reallocation entry.

Issued by: TD ICF Leukemans
Time: 19:00
Date: 21 AUG 2004

This decision affects:

RESULTS
SCHEDULE
OTHER

| |
|-------------------------------------|
| <input type="checkbox"/> |
| <input type="checkbox"/> |
| <input checked="" type="checkbox"/> |

Note:



MON 23 AUG 2004

Start List Summary

Συνολική Λίστα Εκκίνησης / Résumé de la liste départ

| Race | Start | Event | Round | Lanes | | | | | | | | | Progression |
|------|-------|------------|--------|-------|-----|-----|-----|-----|-----|-----|-----|-----|----------------------------------------------|
| | | | | 1 | 2 | 3 | 4 | 5 | 6 | 7 | 8 | 9 | |
| 1 | 8:30 | K1 1000m M | Heat 1 | GRE | RSA | HUN | POL | NZL | ARG | SLO | SVK | SEY | 1st to Final, 2/7 to S.F., Rest Out |
| 2 | 8:40 | K1 1000m M | Heat 2 | RUS | ITA | | GBR | CAN | ISR | SUI | USA | UZB | |
| 3 | 8:50 | K1 1000m M | Heat 3 | CHN | BRA | FRA | NOR | AUS | GER | POR | LTU | | |
| 4 | 9:00 | C1 1000m M | Heat 1 | CHI | CRO | SVK | BUL | GER | CHN | LAT | | | 1st to Final, 2/7 to S.F., Rest Out |
| 5 | 9:10 | C1 1000m M | Heat 2 | | URU | GRE | CAN | ESP | BLR | ROM | | | |
| 6 | 9:20 | C1 1000m M | Heat 3 | | CUB | UKR | CZE | RUS | HUN | KAZ | | | |
| 7 | 9:30 | K4 500m W | Heat 1 | | | AUS | CHN | HUN | GER | USA | | | 1/3 to Final, 4/7 to S.F.+8th B.T., Rest Out |
| 8 | 9:40 | K4 500m W | Heat 2 | | | UKR | ESP | POL | CAN | JPN | | | |
| 9 | 9:50 | K2 1000m M | Heat 1 | ESP | AUS | RUS | NZL | SWE | ITA | HUN | USA | | 1/3 to Final, 4/7 to S.F.+8th B.T., Rest Out |
| 10 | 10:00 | K2 1000m M | Heat 2 | UZB | SCG | DEN | GER | BEL | NOR | GBR | CHN | | |
| 11 | 10:10 | C2 1000m M | Heat 1 | USA | CHN | CAN | POL | ROM | CUB | SVK | | | 1/3 to Final, 4/7 to S.F.+8th B.T., Rest Out |
| 12 | 10:20 | C2 1000m M | Heat 2 | UKR | FRA | GER | HUN | RUS | ESP | BLR | | | |
| 13 | 10:40 | K4 1000m M | Heat 1 | | | ROM | BUL | SVK | POL | CAN | | | 1/3 to Final, 4/7 to S.F.+8th B.T., Rest Out |
| 14 | 10:50 | K4 1000m M | Heat 2 | | | NOR | GER | HUN | BLR | UZB | | | |

Legend:

| | | | | | | | |
|-------------------|--------------|----|--------------|----|--------------|----|--------------|
| M | Men | W | Women | | | | |
| Boat Codes | | | | | | | |
| C1 | Canoe single | C2 | Canoe double | K1 | Kayak single | K2 | Kayak double |
| | | | | K4 | Kayak four | | |

TUE 24 AUG 2004



Start List Summary

Συνολική Λίστα Εκκίνησης / Résumé de la liste départ

| Race | Start | Event | Round | Lanes | | | | | | | | | Progression |
|------|-------|-----------|--------|-------|-----|-----|-----|-----|-----|-----|-----|-----|----------------------------------------------|
| | | | | 1 | 2 | 3 | 4 | 5 | 6 | 7 | 8 | 9 | |
| 15 | 8:30 | K1 500m M | Heat 1 | | FRA | RUS | SWE | AUS | ISR | FIN | NOR | | 1/6+3 best next by time to S.F., Rest Out |
| 16 | 8:40 | K1 500m M | Heat 2 | | CHN | BUL | HUN | ESP | ITA | UZB | GBR | | |
| 17 | 8:50 | K1 500m M | Heat 3 | | POR | SUI | CAN | GER | ARG | BRA | SVK | | |
| 18 | 9:00 | K1 500m M | Heat 4 | | GRE | POL | LTU | USA | RSA | NZL | SEY | | |
| 19 | 9:10 | C1 500m M | Heat 1 | UKR | URU | GRE | BLR | GER | AUS | CUB | | | 1st to Final, 2/7 to S.F., Rest Out |
| 20 | 9:20 | C1 500m M | Heat 2 | | LAT | CRO | CHN | RUS | ROM | KAZ | | | |
| 21 | 9:30 | C1 500m M | Heat 3 | | CAN | BUL | ESP | CZE | HUN | SVK | | | |
| 22 | 9:40 | K1 500m W | Heat 1 | | ISR | ARG | FRA | CHN | HUN | GER | KAZ | VIE | 1st to Final, 2/7 to S.F., Rest Out |
| 23 | 9:50 | K1 500m W | Heat 2 | | INA | UZB | CZE | ITA | CAN | BEL | GBR | AUS | |
| 24 | 10:00 | K1 500m W | Heat 3 | | GRE | JPN | FIN | USA | POL | RUS | SVK | | |
| 25 | 10:10 | K2 500m M | Heat 1 | | UZB | ROM | ESP | DEN | GER | HUN | BUL | | 1st to Final, 2/7 to S.F., Rest Out |
| 26 | 10:20 | K2 500m M | Heat 2 | | | CHN | AUS | SWE | BLR | RUS | ITA | | |
| 27 | 10:30 | K2 500m M | Heat 3 | | | BRA | SCG | POL | LTU | USA | CAN | | |
| 28 | 10:40 | C2 500m M | Heat 1 | | USA | GER | UKR | HUN | POL | CAN | SVK | | 1/3 to Final, 4/7 to S.F.+8th B.T., Rest Out |
| 29 | 10:50 | C2 500m M | Heat 2 | | RUS | CHN | FRA | CUB | ROM | ESP | BLR | | |
| 30 | 11:00 | K2 500m W | Heat 1 | | JPN | KAZ | USA | ESP | HUN | ROM | CAN | FRA | 1/3 to Final, 4/7 to S.F.+8th B.T., Rest Out |
| 31 | 11:10 | K2 500m W | Heat 2 | | SWE | AUS | GER | POL | BUL | CHN | BLR | | |

Legend:

| | | | | | | | |
|-------------------|--------------|----|--------------|----|--------------|----|--------------|
| M | Men | W | Women | | | | |
| Boat Codes | | | | | | | |
| C1 | Canoe single | C2 | Canoe double | K1 | Kayak single | K2 | Kayak double |
| | | | | K4 | Kayak four | | |



OFFICIAL COMMUNICATION

Επίσημη Ανακοίνωση / Communiqué officiel

Revised Competition Schedule

Item: 1

Due to updates in the entries the schedule had to be revised.

Issued by: J. Leukemans
Time: 20:55
Date: 12 AUG 2004

This decision affects:

RESULTS
SCHEDULE
OTHER

| |
|---|
| |
| X |
| |

Note:




Results
Αποτελέσματα / Résultats

Race 1

| Rank | Lane | NOC | BIB | Name | 250m | 500m | 750m | 1000m | Q |
|------|------|------------|-----|------------------------|-----------|------------------------------------|-------------------------------------|----------------------------------------|----|
| 1 | 5 | NZL | 161 | FOUHY Ben | 49.61 (1) | 1:41.34 (1) 51.73 (2) | 2:40.47 (4) 59.13 (7) 5.70 | 3:26.064 (1) 45.594 (1) | QF |
| 2 | 3 | HUN | 133 | KOKENY Roland | 51.48 (8) | 1:43.15 (5) 51.67 (1) 1.87 | 2:34.77 (1) 51.62 (1) 1.81 | 3:27.904 (2) 53.134 (6) 1.840 | QS |
| 3 | 4 | POL | 168 | SEROCZYNSKI Adam | 50.18 (3) | 1:42.16 (3) 51.98 (3) 0.57 | 2:40.82 (5) 58.66 (5) 6.05 | 3:28.464 (3) 47.644 (3) 2.400 | QS |
| 4 | 6 | ARG | 1 | CORREA Javier | 49.81 (2) | 1:42.00 (2) 52.19 (5) 0.20 | 2:41.11 (7) 59.11 (6) 6.34 | 3:28.492 (4) 47.382 (2) 2.428 | QS |
| 5 | 8 | SVK | 206 | ERBAN Robert | 50.82 (5) | 1:42.87 (4) 52.05 (4) 1.21 | 2:37.59 (2) 54.72 (3) 2.82 | 3:30.576 (5) 52.986 (5) 4.512 | QS |
| 6 | 2 | RSA | 192 | van COLLER Alan | 51.12 (6) | 1:44.00 (6) 52.88 (6) 1.51 | 2:38.10 (3) 54.10 (2) 3.33 | 3:32.516 (6) 54.416 (7) 6.452 | QS |
| 7 | 7 | SLO | 204 | ZUPANCIC REGENT Jernej | 51.34 (7) | 1:45.00 (8) 53.66 (7) 1.73 | 2:40.91 (6) 55.91 (4) 6.14 | 3:32.552 (7) 51.642 (4) 6.488 | QS |
| 8 | 1 | GRE | 118 | PAPANDREOU Apostolos | 50.59 (4) | 1:44.47 (7) 53.88 (8) 0.98 | 2:44.12 (8) 59.65 (8) 9.35 | 3:41.664 (8) 57.544 (8) 15.600 | X |
| 9 | 9 | SEY | 203 | LESPOIR Tony | 58.97 (9) | 2:02.71 (9) 1:03.74 (9) 9.36 | 3:10.54 (9) 1:07.83 (9) 35.77 | 4:17.128 (9) 1:06.588 (9) 51.064 | X |

| | |
|--------------------|-------------------------------------|
| Progression | 1st to Final, 2/7 to S.F., Rest Out |
|--------------------|-------------------------------------|

| | | | | | |
|------------------------|-----|---------------------|----------------------------|-----|---------------------|
| Chief Official: | CAN | GARNER Frank | Course Umpire: | GRE | VLACHOS Charalampos |
| Starter: | GER | STAHLSCHMIDT Gunter | Course Umpire: | HUN | VASKUTI Istvan |
| | | | Chief Finish Judge: | ITA | LANZA Onorato |

| | | | | | |
|---------------------------|--------------------|--------|-------------|---------------|-------------------------------------------------------------------------------------------------------|
| Weather Conditions | Air Temperature: | 24.0°C | Wind Speed: | 3.6 / 3.8 m/s | Wind Direction:  |
| | Water Temperature: | 27.0°C | Conditions: | Sunny | |
| | Humidity: | 57.0% | | | |

Legend:

| | | | | | | | |
|----|---------------------|-----|-------------------------|----|-----------|---|------------|
| QF | Qualified for final | QS | Qualified for semifinal | ?? | Not clear | X | Eliminated |
| °C | Degree celsius | m/s | Metres per second | | | | |




Results
Αποτελέσματα / Résultats

Race 2

| Rank | Lane | NOC | BIB | Name | 250m | 500m | 750m | 1000m | Q |
|------|------|------------|-----|--------------------|-----------|-------------|-------------|--------------|----|
| 1 | 4 | GBR | 95 | BRABANTS Tim | 48.14 (2) | 1:39.64 (2) | 2:32.27 (2) | 3:24.412 (1) | QF |
| | | | | | | 51.50 (1) | 52.63 (2) | 52.142 (1) | |
| | | | | | 0.37 | 0.26 | 0.63 | | |
| 2 | 5 | CAN | 49 | van KOEVERDEN Adam | 47.77 (1) | 1:39.38 (1) | 2:31.64 (1) | 3:24.984 (2) | QS |
| | | | | | | 51.61 (2) | 52.26 (1) | 53.344 (2) | |
| | | | | | | | | 0.572 | |
| 3 | 6 | ISR | 136 | YELLIN Roei | 50.30 (4) | 1:43.80 (4) | 2:39.33 (4) | 3:34.036 (3) | QS |
| | | | | | | 53.50 (=4) | 55.53 (3) | 54.706 (3) | |
| | | | | | 2.53 | 4.42 | 7.69 | 9.624 | |
| 4 | 1 | RUS | 195 | SHKIOTOV Andrey | 50.39 (5) | 1:43.89 (5) | 2:39.76 (5) | 3:35.708 (4) | QS |
| | | | | | | 53.50 (=4) | 55.87 (5) | 55.948 (4) | |
| | | | | | 2.62 | 4.51 | 8.12 | 11.296 | |
| 5 | 2 | ITA | 139 | FACCHIN Andrea | 50.07 (3) | 1:42.97 (3) | 2:38.64 (3) | 3:36.492 (5) | QS |
| | | | | | | 52.90 (3) | 55.67 (4) | 57.852 (6) | |
| | | | | | 2.30 | 3.59 | 7.00 | 12.080 | |
| 6 | 7 | SUI | 205 | FAEH Simon | 50.73 (6) | 1:44.64 (6) | 2:41.81 (6) | 3:41.392 (6) | QS |
| | | | | | | 53.91 (6) | 57.17 (6) | 59.582 (7) | |
| | | | | | 2.96 | 5.26 | 10.17 | 16.980 | |
| 7 | 8 | USA | 235 | LEWIS Benjamin | 53.42 (8) | 1:49.23 (7) | 2:46.64 (7) | 3:43.052 (7) | QS |
| | | | | | | 55.81 (7) | 57.41 (7) | 56.412 (5) | |
| | | | | | 5.65 | 9.85 | 15.00 | 18.640 | |
| 8 | 9 | UZB | 241 | TURCHIN Danila | 53.01 (7) | 1:49.64 (8) | 2:47.25 (8) | 3:48.140 (8) | X |
| | | | | | | 56.63 (8) | 57.61 (8) | 1:00.890 (8) | |
| | | | | | 5.24 | 10.26 | 15.61 | 23.728 | |

| | |
|--------------------|-------------------------------------|
| Progression | 1st to Final, 2/7 to S.F., Rest Out |
|--------------------|-------------------------------------|

| | | | | | |
|------------------------|-----|----------------------|----------------------------|-----|---------------|
| Chief Official: | CAN | GARNER Frank | Course Umpire: | GBR | BLAND Peter |
| Starter: | GER | STAHLSCHEMIDT Gunter | Course Umpire: | POL | PISZCZ Rafal |
| | | | Chief Finish Judge: | ITA | LANZA Onorato |

| | | | | | |
|---------------------------|--------------------|--------|-------------|---------------|-------------------------------------------------------------------------------------------------------|
| Weather Conditions | Air Temperature: | 24.0°C | Wind Speed: | 4.2 / 4.7 m/s | Wind Direction:  |
| | Water Temperature: | 27.0°C | Conditions: | Sunny | |
| | Humidity: | 57.0% | | | |

Legend:

| | | | | | | | |
|----|---------------------|-----|-------------------------|----|-----------|---|------------|
| QF | Qualified for final | QS | Qualified for semifinal | ?? | Not clear | X | Eliminated |
| °C | Degree celsius | m/s | Metres per second | | | | |




Results
Αποτελέσματα / Résultats

Race 3

| Rank | Lane | NOC | BIB | Name | 250m | 500m | 750m | 1000m | Q |
|------|------|------------|-----|----------------------|------------|----------------------------------|----------------------------------|-------------------------------------|----|
| 1 | 4 | NOR | 155 | LARSEN Eirik Veraas | 48.75 (1) | 1:39.12 (1) 50.37 (1) | 2:30.97 (1) 51.85 (1) | 3:25.150 (1) 54.180 (3) | QF |
| 2 | 5 | AUS | 12 | BAGGALEY Nathan | 49.04 (2) | 1:41.07 (2) 52.03 (3) 0.29 | 2:36.62 (4) 55.55 (5) 1.95 | 3:29.414 (2) 52.794 (1) 4.264 | QS |
| 3 | 7 | POR | 180 | SILVA Emanuel | 49.92 (=3) | 1:41.92 (3) 52.00 (2) 1.17 | 2:36.43 (3) 54.51 (3) 2.80 | 3:29.854 (3) 53.424 (2) 4.704 | QS |
| 4 | 6 | GER | 114 | GOLDSCHMIDT Bjoern | 49.92 (=3) | 1:42.10 (4) 52.18 (4) 1.17 | 2:35.93 (2) 53.83 (2) 2.98 | 3:31.310 (4) 55.380 (4) 6.160 | QS |
| 5 | 2 | BRA | 26 | CUATTRIN Sebastian | 50.16 (5) | 1:44.72 (7) 54.56 (8) 1.41 | 2:40.55 (7) 55.83 (7) 5.60 | 3:36.506 (5) 55.956 (5) 9.58 | QS |
| 6 | 3 | FRA | 93 | AMIR TAHMASSEB Babak | 50.91 (7) | 1:43.26 (5) 52.35 (5) 2.16 | 2:38.14 (5) 54.88 (4) 4.14 | 3:36.882 (6) 58.742 (8) 7.17 | QS |
| 7 | 8 | LTU | 153 | PETRUKANECAS Romas | 50.60 (6) | 1:43.92 (6) 53.32 (6) 1.85 | 2:39.60 (6) 55.68 (6) 4.80 | 3:37.758 (7) 58.158 (7) 8.63 | QS |
| 8 | 1 | CHN | 54 | LIU Haitao | 51.20 (8) | 1:45.07 (8) 53.87 (7) 2.45 | 2:41.35 (8) 56.28 (8) 5.95 | 3:38.522 (8) 57.172 (6) 10.38 | X |

Progression 1st to Final, 2/7 to S.F., Rest Out

| | | | | | |
|------------------------|-----|---------------------|----------------------------|-----|-----------------|
| Chief Official: | CAN | GARNER Frank | Course Umpire: | ARG | FARIAS Cecilia |
| Starter: | GER | STAHLSCHEIDT Gunter | Course Umpire: | SVK | HAVIAR Miroslav |
| | | | Chief Finish Judge: | ITA | LANZA Onorato |

| | | | | | |
|---------------------------|--------------------|--------|-------------|---------------|-------------------------------------------------------------------------------------------------------|
| Weather Conditions | Air Temperature: | 25.0°C | Wind Speed: | 2.9 / 3.0 m/s | Wind Direction:  |
| | Water Temperature: | 27.5°C | Conditions: | Sunny | |
| | Humidity: | 50.0% | | | |

Legend:

| | | | | | | | |
|----|---------------------|-----|-------------------------|----|-----------|---|------------|
| QF | Qualified for final | QS | Qualified for semifinal | ?? | Not clear | X | Eliminated |
| °C | Degree celsius | m/s | Metres per second | | | | |




Results
Αποτελέσματα / Résultats

Race 32

| Rank | Lane | NOC | BIB | Name | 250m | 500m | 750m | 1000m | Q |
|------|------|------------|-----|--------------------|-----------|-----------------------------------|----------------------------------|-------------------------------------|----|
| 1 | 5 | AUS | 12 | BAGGALEY Nathan | 48.69 (1) | 1:40.63 (1) 51.94 (2) | 2:34.44 (1) 53.81 (2) | 3:28.417 (1) 53.977 (3) | QF |
| 2 | 3 | GER | 114 | GOLDSCHMIDT Bjoern | 50.33 (3) | 1:42.11 (3) 51.78 (1) 1.64 | 2:34.82 (2) 52.71 (1) 0.38 | 3:29.561 (2) 54.741 (7) 1.144 | QF |
| 3 | 4 | ISR | 136 | YELLIN Roei | 51.39 (8) | 1:43.34 (5) 51.95 (3) 2.70 | 2:37.92 (4) 54.58 (3) 2.71 | 3:30.005 (3) 52.085 (1) 1.588 | QF |
| 4 | 6 | POL | 168 | SEROCZYNSKI Adam | 49.50 (2) | 1:42.00 (2) 52.50 (=4) 0.81 | 2:37.78 (3) 55.78 (7) 3.34 | 3:30.201 (4) 52.421 (2) 1.784 | X |
| 5 | 9 | RSA | 192 | van COLLER Alan | 50.43 (4) | 1:42.93 (4) 52.50 (=4) 1.74 | 2:38.67 (5) 55.74 (6) 2.30 | 3:32.893 (5) 54.223 (5) 4.476 | X |
| 6 | 2 | SVK | 206 | ERBAN Robert | 51.57 (9) | 1:44.61 (6) 53.04 (6) 2.88 | 2:39.33 (6) 54.72 (4) 3.98 | 3:33.481 (6) 54.151 (4) 4.89 | X |
| 7 | 7 | RUS | 195 | SHKIOTOV Andrey | 50.99 (6) | 1:44.80 (7) 53.81 (7) 2.30 | 2:40.85 (8) 56.05 (8) 4.17 | 3:35.349 (7) 54.499 (6) 6.932 | X |
| 8 | 8 | SUI | 205 | FAEH Simon | 50.67 (5) | 1:45.13 (9) 54.46 (9) 1.98 | 2:40.00 (7) 54.87 (5) 4.50 | 3:37.569 (8) 57.569 (8) 5.56 | X |
| 9 | 1 | LTU | 153 | PETRUKANECAS Romas | 51.08 (7) | 1:44.99 (8) 53.91 (8) 2.39 | 2:41.52 (9) 56.53 (9) 4.36 | 3:39.493 (9) 57.973 (9) 7.08 | X |

| | |
|--------------------|------------------------|
| Progression | 1/3 to Final, Rest Out |
|--------------------|------------------------|

| | | | | | |
|------------------------|-----|----------------------|----------------------------|-----|---------------|
| Chief Official: | CAN | GARNER Frank | Course Umpire: | GBR | BLAND Peter |
| Starter: | GER | STAHLSCHEMIDT Gunter | Course Umpire: | POL | PISZCZ Rafal |
| | | | Chief Finish Judge: | ITA | LANZA Onorato |

| | | | | | |
|---------------------------|--------------------|--------|-------------|---------------|-------------------------------------------------------------------------------------------------------|
| Weather Conditions | Air Temperature: | 25.0°C | Wind Speed: | 5.0 / 5.0 m/s | Wind Direction:  |
| | Water Temperature: | 27.5°C | Conditions: | Sunny | |
| | Humidity: | 53.0% | | | |

Legend:

| | | | | | | | |
|----|---------------------|-----|-------------------------|----|-----------|---|------------|
| QF | Qualified for final | QS | Qualified for semifinal | ?? | Not clear | X | Eliminated |
| °C | Degree celsius | m/s | Metres per second | | | | |




Results
Αποτελέσματα / Résultats

Race 33

| Rank | Lane | NOC | BIB | Name | 250m | 500m | 750m | 1000m | Q |
|------|------|------------|-----|------------------------|-------------------|--------------------------|--------------------------|----------------------------|----|
| 1 | 4 | CAN | 49 | van KOEVERDEN Adam | 49.28 (1) | 1:41.43 (1) 52.15 (1) | 2:34.44 (1) 53.01 (2) | 3:27.502 (1) 53.062 (1) | QF |
| 2 | 5 | HUN | 133 | KOKENY Roland | 51.08 (6) 1.80 | 1:43.84 (5) 2.41 | 2:35.63 (2) 1.19 | 3:29.134 (2) 1.632 | QF |
| 3 | 6 | POR | 180 | SILVA Emanuel | 50.12 (3) 0.84 | 1:42.80 (2) 1.37 | 2:36.27 (3) 1.83 | 3:29.942 (3) 2.440 | QF |
| 4 | 3 | ARG | 1 | CORREA Javier | 50.21 (4) 0.93 | 1:43.14 (3) 1.71 | 2:36.63 (4) 2.19 | 3:31.934 (4) 4.432 | X |
| 5 | 8 | FRA | 93 | AMIR TAHMASSEB Babak | 49.79 (2) 0.51 | 1:43.27 (4) 1.84 | 2:38.45 (5) 4.01 | 3:32.582 (5) 5.080 | X |
| 6 | 9 | SLO | 204 | ZUPANCIC REGENT Jernej | 51.92 (7) 2.64 | 1:46.85 (7) 5.42 | 2:40.91 (6) 6.47 | 3:35.050 (6) 7.548 | X |
| 7 | 2 | BRA | 26 | CUATTRIN Sebastian | 52.92 (9) 3.64 | 1:47.96 (8) 6.53 | 2:43.63 (8) 9.19 | 3:37.682 (7) 10.180 | X |
| 8 | 7 | ITA | 139 | FACCHIN Andrea | 50.71 (5) 1.43 | 1:45.02 (6) 3.59 | 2:41.25 (7) 6.81 | 3:39.510 (8) 12.008 | X |
| 9 | 1 | USA | 235 | LEWIS Benjamin | 52.63 (8) 3.35 | 1:49.30 (9) 7.87 | 2:48.03 (9) 13.59 | 3:47.426 (9) 19.924 | X |

| | |
|--------------------|------------------------|
| Progression | 1/3 to Final, Rest Out |
|--------------------|------------------------|

| | | | | | |
|------------------------|-----|---------------------|----------------------------|-----|-----------------|
| Chief Official: | CAN | GARNER Frank | Course Umpire: | ARG | FARIAS Cecilia |
| Starter: | GER | STAHLSCHMIDT Gunter | Course Umpire: | SVK | HAVIAR Miroslav |
| | | | Chief Finish Judge: | ITA | LANZA Onorato |

| | | | | | |
|---------------------------|--------------------|--------|-------------|---------------|-------------------------------------------------------------------------------------------------------|
| Weather Conditions | Air Temperature: | 25.0°C | Wind Speed: | 6.1 / 4.3 m/s | Wind Direction:  |
| | Water Temperature: | 27.5°C | Conditions: | Sunny | |
| | Humidity: | 53.0% | | | |

Legend:

| | | | | | | | |
|----|---------------------|-----|-------------------------|----|-----------|---|------------|
| QF | Qualified for final | QS | Qualified for semifinal | ?? | Not clear | X | Eliminated |
| °C | Degree celsius | m/s | Metres per second | | | | |




Results
Αποτελέσματα / Résultats

Race 51

| Rank | Lane | NOC | BIB | Name | 250m | 500m | 750m | 1000m | Q |
|------|------|------------|-----|---------------------|-----------|-------------|-------------|--------------|---|
| 1 | 6 | NOR | 155 | LARSEN Eirik Veraas | 49.58 (3) | 1:40.51 (2) | 2:32.02 (1) | 3:25.897 (1) | |
| | | | | | | 50.93 (1) | 51.51 (1) | 53.877 (4) | |
| | | | | | 1.21 | 0.29 | | | |
| 2 | 5 | NZL | 161 | FOUHY Ben | 50.33 (5) | 1:42.38 (5) | 2:34.65 (3) | 3:27.413 (2) | |
| | | | | | | 52.05 (4) | 52.27 (=2) | 52.763 (2) | |
| | | | | | 1.96 | 2.16 | 2.63 | 1.516 | |
| 3 | 7 | CAN | 49 | van KOEVERDEN Adam | 48.37 (1) | 1:40.22 (1) | 2:32.49 (2) | 3:28.218 (3) | |
| | | | | | | 51.85 (2) | 52.27 (=2) | 55.728 (7) | |
| | | | | | | | 0.47 | 2.321 | |
| 4 | 3 | AUS | 12 | BAGGALEY Nathan | 49.33 (2) | 1:42.06 (3) | 2:35.54 (4) | 3:28.310 (4) | |
| | | | | | | 52.73 (6) | 53.48 (4) | 52.770 (3) | |
| | | | | | 0.96 | 1.84 | 3.52 | 2.413 | |
| 5 | 4 | GBR | 95 | BRABANTS Tim | 49.87 (4) | 1:42.21 (4) | 2:35.82 (5) | 3:30.553 (5) | |
| | | | | | | 52.34 (5) | 53.61 (5) | 54.733 (5) | |
| | | | | | 1.50 | 1.99 | 3.80 | 4.656 | |
| 6 | 2 | HUN | 133 | KOKENY Roland | 51.89 (9) | 1:45.60 (8) | 2:39.74 (8) | 3:31.121 (6) | |
| | | | | | | 53.71 (8) | 54.14 (7) | 51.381 (1) | |
| | | | | | 3.52 | 5.38 | 7.72 | 5.224 | |
| 7 | 9 | POR | 180 | SILVA Emanuel | 50.91 (7) | 1:43.71 (7) | 2:38.68 (7) | 3:33.862 (7) | |
| | | | | | | 52.80 (7) | 54.97 (8) | 55.182 (6) | |
| | | | | | 2.54 | 3.49 | 6.66 | 7.965 | |
| 8 | 8 | GER | 114 | GOLDSCHMIDT Bjoern | 50.55 (6) | 1:42.55 (6) | 2:36.61 (6) | 3:34.381 (8) | |
| | | | | | | 52.00 (3) | 54.06 (6) | 57.771 (8) | |
| | | | | | 2.18 | 2.33 | 4.59 | 8.484 | |
| 9 | 1 | ISR | 136 | YELLIN Roei | 51.80 (8) | 1:46.75 (9) | 2:44.02 (9) | 3:43.485 (9) | |
| | | | | | | 54.95 (9) | 57.27 (9) | 59.465 (9) | |
| | | | | | 3.43 | 6.53 | 12.00 | 17.588 | |

| | | | | | |
|------------------------|-----|----------------------|----------------------------|-----|---------------------|
| Chief Official: | CAN | GARNER Frank | Course Umpire: | GRE | VLACHOS Charalampos |
| Starter: | GER | STAHLSCHEMIDT Gunter | Course Umpire: | HUN | VASKUTI Istvan |
| | | | Chief Finish Judge: | ITA | LANZA Onorato |

| | | | | | |
|---------------------------|--------------------|--------|-------------|---------------|-------------------------------------------------------------------------------------------------------|
| Weather Conditions | Air Temperature: | 21.0°C | Wind Speed: | 0.5 / 0.5 m/s | Wind Direction:  |
| | Water Temperature: | 26.0°C | Conditions: | Sunny | |
| | Humidity: | 70.0% | | | |

Legend:

| | | | | | | | |
|----|---------------------|-----|-------------------------|----|-----------|---|------------|
| QF | Qualified for final | QS | Qualified for semifinal | ?? | Not clear | X | Eliminated |
| °C | Degree celsius | m/s | Metres per second | | | | |



Results Summary by Event

Συγκεντρωτικός Πίνακας Αποτελεσμάτων ανά Αγώνισμα / Résumé des résultats par épreuve

| Race | Date | Round | Rank | | | | | | | | | Progression |
|-------------------|-------------|-------|------------------------|------------------------|------------------------|------------------------|------------------------|------------------------|------------------------|------------------------|------------------------|----------------------------------------|
| | | | 1 | 2 | 3 | 4 | 5 | 6 | 7 | 8 | 9 | |
| Heats | | | | | | | | | | | | |
| 1 | 23 AUG 2004 | 1 | NZL 3:26.064 | HUN 3:27.904 | POL 3:28.464 | ARG 3:28.492 | SVK 3:30.576 | RSA 3:32.516 | SLO 3:32.552 | GRE 3:41.664 | SEY 4:17.128 | 1st to Final, 2/7 to S.F., Rest Out |
| 2 | 23 AUG 2004 | 2 | GBR 3:24.412 | CAN 3:24.984 | ISR 3:34.036 | RUS 3:35.708 | ITA 3:36.492 | SUI 3:41.392 | USA 3:43.052 | UZB 3:48.140 | | |
| 3 | 23 AUG 2004 | 3 | NOR 3:25.150 | AUS 3:29.414 | POR 3:29.854 | GER 3:31.310 | BRA 3:36.506 | FRA 3:36.882 | LTU 3:37.758 | CHN 3:38.522 | | |
| Semifinals | | | | | | | | | | | | |
| 32 | 25 AUG 2004 | 1 | AUS 3:28.417 | GER 3:29.561 | ISR 3:30.005 | POL 3:30.201 | RSA 3:32.893 | SVK 3:33.481 | RUS 3:35.349 | SUI 3:37.569 | LTU 3:39.493 | 1/3 to Final, Rest Out |
| 33 | 25 AUG 2004 | 2 | CAN 3:27.502 | HUN 3:29.134 | POR 3:29.942 | ARG 3:31.934 | FRA 3:32.582 | SLO 3:35.050 | BRA 3:37.682 | ITA 3:39.510 | USA 3:47.426 | |
| Final | | | | | | | | | | | | |
| 51 | 27 AUG 2004 | | NOR 3:25.897 | NZL 3:27.413 | CAN 3:28.218 | AUS 3:28.310 | GBR 3:30.553 | HUN 3:31.121 | POR 3:33.862 | GER 3:34.381 | ISR 3:43.485 | |




Results
Αποτελέσματα / Résultats

Race 4

| Rank | Lane | NOC | BIB | Name | 250m | 500m | 750m | 1000m | Q |
|------|------|------------|-----|--------------------|-----------|------------------------------------------|-------------------------------------|----------------------------------------|----|
| 1 | 5 | GER | 99 | DITTMER Andreas | 54.80 (1) | 1:52.25 (1) 57.45 (1) | 2:51.16 (1) 58.91 (2) | 3:52.922 (1) 1:01.762 (5) | QF |
| 2 | 4 | BUL | 34 | ATANASOV Stanimir | 56.02 (3) | 1:53.62 (2) 57.60 (2) 1.22 1.37 | 2:54.98 (2) 1:01.36 (5) 3.82 | 3:55.590 (2) 1:00.610 (3) 2.668 | QS |
| 3 | 3 | SVK | 208 | OSTRCIL Marian | 58.92 (6) | 1:57.86 (4) 58.94 (3) 4.12 5.61 | 2:58.94 (5) 1:01.08 (3) 7.78 | 3:56.962 (3) 58.022 (1) 4.040 | QS |
| 4 | 7 | LAT | 151 | VINOGRADOVS Dagnis | 55.88 (2) | 1:56.03 (3) 1:00.15 (4) 1.08 3.78 | 2:57.16 (3) 1:01.13 (4) 6.00 | 3:57.070 (4) 59.910 (2) 4.148 | QS |
| 5 | 1 | CHI | 51 | TAFRA Jonnathan | 58.49 (5) | 2:00.26 (6) 1:01.77 (6) 3.69 8.01 | 3:03.51 (6) 1:03.25 (6) 12.35 | 4:04.402 (5) 1:00.892 (4) 11.480 | QS |
| 6 | 6 | CHN | 53 | JING Ying | 57.27 (4) | 1:58.68 (5) 1:01.41 (5) 2.47 6.43 | 2:57.39 (4) 58.71 (1) 6.23 | 4:05.874 (6) 1:08.484 (6) 12.952 | QS |
| 7 | 2 | CRO | 67 | HORVATICEK Emanuel | 59.62 (7) | 2:03.16 (7) 1:03.54 (7) 4.82 10.91 | 3:16.17 (7) 1:13.01 (7) 25.01 | 4:27.662 (7) 1:11.492 (7) 34.740 | QS |

| | |
|--------------------|-------------------------------------|
| Progression | 1st to Final, 2/7 to S.F., Rest Out |
|--------------------|-------------------------------------|

| | | | | | |
|------------------------|-----|----------------------|----------------------------|-----|---------------------|
| Chief Official: | CAN | GARNER Frank | Course Umpire: | GRE | VLACHOS Charalampos |
| Starter: | GER | STAHLSCHEMIDT Gunter | Course Umpire: | HUN | VASKUTI Istvan |
| | | | Chief Finish Judge: | ITA | LANZA Onorato |

| | | | | | |
|---------------------------|--------------------|--------|-------------|---------------|-------------------------------------------------------------------------------------------------------|
| Weather Conditions | Air Temperature: | 25.0°C | Wind Speed: | 5.8 / 2.8 m/s | Wind Direction:  |
| | Water Temperature: | 27.5°C | Conditions: | Sunny | |
| | Humidity: | 50.0% | | | |

Legend:

| | | | | | | | |
|----|---------------------|-----|-------------------------|----|-----------|---|------------|
| QF | Qualified for final | QS | Qualified for semifinal | ?? | Not clear | X | Eliminated |
| °C | Degree celsius | m/s | Metres per second | | | | |




Results
Αποτελέσματα / Résultats

Race 5

| Rank | Lane | NOC | BIB | Name | 250m | 500m | 750m | 1000m | Q |
|------|------|------------|-----|----------------------|-------------------|--------------------------|--------------------------|------------------------------|----|
| 1 | 5 | ESP | 86 | CAL David | 54.76 (1) | 1:52.41 (1) 57.65 (2) | 2:49.63 (1) 57.22 (1) | 3:50.091 (1) 1:00.461 (2) | QF |
| 2 | 4 | CAN | 48 | GILES Stephen | 55.94 (4) 1.18 | 1:52.62 (2) 0.21 | 2:50.56 (2) 0.93 | 3:52.451 (2) 2.360 | QS |
| 3 | 3 | GRE | 116 | KILIGKARIDIS Andreas | 55.40 (2) 0.64 | 1:53.50 (3) 1.09 | 2:52.94 (3) 3.31 | 3:52.723 (3) 2.632 | QS |
| 4 | 7 | ROM | 181 | PRICOP Mitica | 57.23 (5) 2.47 | 1:56.65 (5) 4.24 | 2:58.34 (5) 8.71 | 4:00.559 (4) 10.468 | QS |
| 5 | 6 | BLR | 17 | ZHUKOUSKI Aliaksandr | 55.53 (3) 0.77 | 1:54.47 (4) 2.06 | 2:56.61 (4) 6.98 | 4:02.159 (5) 12.068 | QS |
| 6 | 2 | URU | 228 | CORREA Darwin | 58.34 (6) 3.58 | 2:07.00 (6) 14.59 | 3:17.34 (6) 27.71 | 4:27.115 (6) 37.024 | QS |

| | |
|--------------------|-------------------------------------|
| Progression | 1st to Final, 2/7 to S.F., Rest Out |
|--------------------|-------------------------------------|

| | | | | | |
|------------------------|-----|----------------------|----------------------------|-----|---------------|
| Chief Official: | CAN | GARNER Frank | Course Umpire: | GBR | BLAND Peter |
| Starter: | GER | STAHLSCHEMIDT Gunter | Course Umpire: | POL | PISZCZ Rafal |
| | | | Chief Finish Judge: | ITA | LANZA Onorato |

| | | | | | |
|---------------------------|--------------------|--------|-------------|---------------|-------------------------------------------------------------------------------------------------------|
| Weather Conditions | Air Temperature: | 25.0°C | Wind Speed: | 4.1 / 2.8 m/s | Wind Direction:  |
| | Water Temperature: | 27.5°C | Conditions: | Sunny | |
| | Humidity: | 50.0% | | | |

Legend:

| | | | | | | | |
|----|---------------------|-----|-------------------------|----|-----------|---|------------|
| QF | Qualified for final | QS | Qualified for semifinal | ?? | Not clear | X | Eliminated |
| °C | Degree celsius | m/s | Metres per second | | | | |




Results
Αποτελέσματα / Résultats

Race 6

| Rank | Lane | NOC | BIB | Name | 250m | 500m | 750m | 1000m | Q |
|------|------|------------|-----|-----------------------|-----------|------|-------------|------------------------------|----|
| 1 | 5 | RUS | 193 | FOMICHEV Konstantin | 54.60 (1) | | 2:51.96 (1) | 3:48.690 (1) 56.730 (2) | QF |
| 2 | 4 | CZE | 72 | DOKTOR Martin | 55.59 (3) | | 2:52.44 (2) | 3:49.029 (2) 56.589 (1) | QS |
| | | | | | 0.99 | | 0.48 | 0.339 | |
| 3 | 2 | CUB | 69 | AGUILAR CHACON Karel | 55.39 (2) | | 2:53.67 (3) | 3:54.250 (3) 1:00.580 (4) | QS |
| | | | | | 0.79 | | 1.71 | 5.560 | |
| 4 | 6 | HUN | 119 | VAJDA Attila | 56.87 (5) | | 2:57.21 (5) | 3:57.290 (4) 1:00.080 (3) | QS |
| | | | | | 2.27 | | 5.25 | 8.600 | |
| 5 | 7 | KAZ | 148 | NURMAGANBETOV Kaissar | 56.78 (4) | | 2:57.59 (6) | 4:00.486 (5) 1:02.896 (5) | QS |
| | | | | | 2.18 | | 5.63 | 11.796 | |
| 6 | 3 | UKR | 227 | CHEBAN Yuriy | 57.63 (6) | | 2:57.09 (4) | 4:00.637 (6) 1:03.547 (6) | QS |
| | | | | | 3.03 | | 5.13 | 11.947 | |

| | |
|--------------------|-------------------------------------|
| Progression | 1st to Final, 2/7 to S.F., Rest Out |
|--------------------|-------------------------------------|

| | | | | | |
|------------------------|-----|----------------------|----------------------------|-----|-----------------|
| Chief Official: | CAN | GARNER Frank | Course Umpire: | ARG | FARIAS Cecilia |
| Starter: | GER | STAHLSCHEMIDT Gunter | Course Umpire: | SVK | HAVIAR Miroslav |
| | | | Chief Finish Judge: | ITA | LANZA Onorato |

| | | | | | |
|---------------------------|--------------------|--------|-------------|---------------|-------------------------------------------------------------------------------------------------------|
| Weather Conditions | Air Temperature: | 25.0°C | Wind Speed: | 5.3 / 2.8 m/s | Wind Direction:  |
| | Water Temperature: | 27.5°C | Conditions: | Sunny | |
| | Humidity: | 50.0% | | | |

Legend:

| | | | | | | | |
|----|---------------------|-----|-------------------------|----|-----------|---|------------|
| QF | Qualified for final | QS | Qualified for semifinal | ?? | Not clear | X | Eliminated |
| °C | Degree celsius | m/s | Metres per second | | | | |




Results
Αποτελέσματα / Résultats

Race 34

| Rank | Lane | NOC | BIB | Name | 250m | 500m | 750m | 1000m | Q |
|------|------|------------|-----|----------------------|-----------|----------------------------|----------------------------|------------------------------|----|
| 1 | 5 | CZE | 72 | DOKTOR Martin | 55.37 (2) | 1:53.71 (1) 58.34 (2) | 2:53.31 (2) 59.60 (3) | 3:51.812 (1) 58.502 (1) | QF |
| | | | | | 0.47 | | 0.33 | | |
| 2 | 3 | HUN | 119 | VAJDA Attila | 56.17 (3) | 1:54.09 (3) 57.92 (1) | 2:52.98 (1) 58.89 (2) | 3:52.236 (2) 59.256 (2) | QF |
| | | | | | 1.27 | 0.38 | | 0.424 | |
| 3 | 6 | SVK | 208 | OSTRCIL Marian | 57.47 (6) | 1:57.79 (5) 1:00.32 (4) | 2:54.03 (4) 56.24 (1) | 3:53.820 (3) 59.790 (3) | QF |
| | | | | | 2.57 | 4.08 | 1.05 | 2.008 | |
| 4 | 4 | GRE | 116 | KILIGKARIDIS Andreas | 54.90 (1) | 1:53.93 (2) 59.03 (3) | 2:53.72 (3) 59.79 (4) | 3:55.608 (4) 1:01.888 (6) | X |
| | | | | | | 0.22 | 0.74 | 3.796 | |
| 5 | 7 | ROM | 181 | PRICOP Mitica | 57.31 (5) | 1:57.70 (4) 1:00.39 (5) | 2:58.31 (5) 1:00.61 (5) | 3:59.640 (5) 1:01.330 (5) | X |
| | | | | | 2.41 | 3.99 | 5.33 | 7.828 | |
| 6 | 9 | CHN | 53 | JING Ying | 56.58 (4) | 1:57.89 (6) 1:01.31 (6) | 3:00.31 (6) 1:02.42 (6) | 4:00.684 (6) 1:00.374 (4) | X |
| | | | | | 1.68 | 4.18 | 7.33 | 8.872 | |
| 7 | 8 | URU | 228 | CORREA Darwin | 57.65 (7) | 2:00.31 (7) 1:02.66 (7) | 3:10.68 (7) 1:10.37 (7) | 4:22.096 (7) 1:11.416 (8) | X |
| | | | | | 2.75 | 6.60 | 17.70 | 30.284 | |
| 8 | 2 | CHI | 51 | TAFRA Jonnathan | 59.31 (8) | 2:05.31 (8) 1:06.00 (8) | 3:16.03 (8) 1:10.72 (8) | 4:22.644 (8) 1:06.614 (7) | X |
| | | | | | 4.41 | 11.60 | 23.05 | 30.832 | |

| | |
|--------------------|------------------------|
| Progression | 1/3 to Final, Rest Out |
|--------------------|------------------------|

| | | | | | |
|------------------------|-----|----------------------|----------------------------|-----|---------------------|
| Chief Official: | CAN | GARNER Frank | Course Umpire: | GRE | VLACHOS Charalampos |
| Starter: | GER | STAHLSCHEMIDT Gunter | Course Umpire: | HUN | VASKUTI Istvan |
| | | | Chief Finish Judge: | ITA | LANZA Onorato |

| | | | | | |
|---------------------------|--------------------|--------|-------------|---------------|-------------------------------------------------------------------------------------------------------|
| Weather Conditions | Air Temperature: | 25.0°C | Wind Speed: | 4.5 / 4.1 m/s | Wind Direction:  |
| | Water Temperature: | 27.5°C | Conditions: | Sunny | |
| | Humidity: | 53.0% | | | |

Legend:

| | | | | | | | |
|----|---------------------|-----|-------------------------|----|-----------|---|------------|
| QF | Qualified for final | QS | Qualified for semifinal | ?? | Not clear | X | Eliminated |
| °C | Degree celsius | m/s | Metres per second | | | | |



Results
Αποτελέσματα / Résultats


Race 35

CORRECTED

| Rank | Lane | NOC | BIB | Name | 250m | 500m | 750m | 1000m | Q |
|------|------|------------|-----|-----------------------|-------------|-------------|-------------|--------------|-----|
| 1 | 4 | CAN | 48 | GILES Stephen | 55.81 (4) | 1:53.81 (3) | 2:52.81 (2) | 3:51.720 (1) | QF |
| | | | | | | 58.00 (1) | 59.00 (1) | 58.910 (2) | |
| | | | | | 2.00 | 1.50 | 0.69 | | |
| 2 | 6 | CUB | 69 | AGUILAR CHACON Karel | 53.81 (1) | 1:52.31 (1) | 2:52.12 (1) | 3:52.260 (2) | QF |
| | | | | | | 58.50 (3) | 59.81 (3) | 1:00.140 (3) | |
| | | | | | | | | 0.540 | |
| 3 | 3 | LAT | 151 | VINOGRADOVS Dagnis | 56.82 (6) | 1:55.96 (6) | 2:55.08 (4) | 3:53.656 (3) | QF |
| | | | | | | 59.14 (5) | 59.12 (2) | 58.576 (1) | |
| | | | | | 3.01 | 3.65 | 2.96 | 1.936 | |
| 4 | 7 | BLR | 17 | ZHUKOUSKI Aliaksandr | 54.17 (2) | 1:52.46 (2) | 2:53.29 (3) | 3:55.456 (4) | X |
| | | | | | | 58.29 (2) | 1:00.83 (6) | 1:02.166 (4) | |
| | | | | | 0.36 | 0.15 | 1.17 | 3.736 | |
| 5 | 2 | KAZ | 148 | NURMAGANBETOV Kaissar | 55.95 (5) | 1:55.57 (5) | 2:55.50 (6) | 3:57.804 (5) | X |
| | | | | | | 59.62 (6) | 59.93 (4) | 1:02.304 (5) | |
| | | | | | 2.14 | 3.26 | 3.38 | 6.084 | |
| 6 | 5 | BUL | 34 | ATANASOV Stanimir | 55.51 (3) | 1:54.37 (4) | 2:55.17 (5) | 4:05.664 (6) | X |
| | | | | | | 58.86 (4) | 1:00.80 (5) | 1:10.494 (7) | |
| | | | | | 1.70 | 2.06 | 3.05 | 13.944 | |
| 7 | 9 | CRO | 67 | HORVATICEK Emanuel | 1:00.12 (7) | 2:08.59 (7) | 3:17.28 (7) | 4:24.604 (7) | X |
| | | | | | | 1:08.47 (7) | 1:08.69 (7) | 1:07.324 (6) | |
| | | | | | 6.31 | 16.28 | 25.16 | 32.884 | |
| 8 | | UKR | 227 | CHEBAN Yuriy | | | | | DSQ |

Progression 1/3 to Final, Rest Out

| | | | | | |
|------------------------|-----|---------------------|----------------------------|-----|---------------|
| Chief Official: | CAN | GARNER Frank | Course Umpire: | GBR | BLAND Peter |
| Starter: | GER | STAHLSCHMIDT Gunter | Course Umpire: | POL | PISZCZ Rafal |
| | | | Chief Finish Judge: | ITA | LANZA Onorato |

| | | | | | |
|---------------------------|--------------------|--------|-------------|---------------|-------------------------------------------------------------------------------------------------------|
| Weather Conditions | Air Temperature: | 25.0°C | Wind Speed: | 4.5 / 4.0 m/s | Wind Direction:  |
| | Water Temperature: | 27.5°C | Conditions: | Sunny | |
| | Humidity: | 53.0% | | | |

Legend:

| | | | | | | | |
|-----|---------------------|----|-------------------------|-----|-------------------|---|------------|
| QF | Qualified for final | QS | Qualified for semifinal | ?? | Not clear | X | Eliminated |
| DSQ | Disqualified | °C | Degree celsius | m/s | Metres per second | | |

UKR disqualified because did not appear for the boat control




Results
Αποτελέσματα / Résultats

Race 52

| Rank | Lane | NOC | BIB | Name | 250m | 500m | 750m | 1000m | Q |
|------|------|------------|-----|----------------------|-----------|----------------------------|-----------------------------|------------------------------|---|
| 1 | 4 | ESP | 86 | CAL David | 55.94 (7) | 1:51.44 (1) 55.50 (1) | 2:49.05 (1) 57.61 (2) | 3:46.201 (1) 57.151 (4) | |
| | | | | | 1.48 | | | | |
| 2 | 5 | GER | 99 | DITTMER Andreas | 55.05 (3) | 1:52.40 (2) 57.35 (2) | 2:50.74 (2) 58.34 (3) | 3:46.721 (2) 55.981 (1) | |
| | | | | | 0.59 | 0.96 | 1.69 | 0.520 | |
| 3 | 8 | HUN | 119 | VAJDA Attila | 55.27 (5) | 1:53.74 (5) 58.47 (6) | 2:52.93 (5) 59.19 (5) | 3:49.025 (3) 56.095 (2) | |
| | | | | | 0.81 | 2.30 | 3.88 | 2.824 | |
| 4 | 3 | CZE | 72 | DOKTOR Martin | 55.18 (4) | 1:52.63 (3) 57.45 (3) | 2:51.42 (3) 58.79 (4) | 3:50.405 (4) 58.985 (6) | |
| | | | | | 0.72 | 1.19 | 2.37 | 4.204 | |
| 5 | 7 | CAN | 48 | GILES Stephen | 55.85 (6) | 1:55.76 (8) 59.91 (7) | 2:52.43 (4) 56.67 (1) | 3:51.457 (5) 59.027 (7) | |
| | | | | | 1.39 | 4.32 | 3.38 | 5.256 | |
| 6 | 9 | LAT | 151 | VINOGRADOVS Dagnis | 56.91 (8) | 1:55.20 (7) 58.29 (5) | 2:55.51 (8) 1:00.31 (=7) | 3:53.537 (6) 58.027 (5) | |
| | | | | | 2.45 | 3.76 | 6.46 | 7.336 | |
| 7 | 1 | SVK | 208 | OSTRCIL Marian | 57.88 (9) | 1:57.80 (9) 59.92 (8) | 2:57.54 (9) 59.74 (6) | 3:54.629 (7) 57.089 (3) | |
| | | | | | 3.42 | 6.36 | 8.49 | 8.428 | |
| 8 | 2 | CUB | 69 | AGUILAR CHACON Karel | 54.79 (2) | 1:53.03 (4) 58.24 (4) | 2:53.82 (6) 1:00.79 (9) | 3:54.957 (8) 1:01.137 (9) | |
| | | | | | 0.33 | 1.59 | 4.77 | 8.756 | |
| 9 | 6 | RUS | 193 | FOMICHEV Konstantin | 54.46 (1) | 1:54.68 (6) 1:00.22 (9) | 2:54.99 (7) 1:00.31 (=7) | 3:55.773 (9) 1:00.783 (8) | |
| | | | | | | 3.24 | 5.94 | 9.572 | |

| | | | | | |
|------------------------|-----|----------------------|----------------------------|-----|---------------|
| Chief Official: | CAN | GARNER Frank | Course Umpire: | GBR | BLAND Peter |
| Starter: | GER | STAHLSCHEMIDT Gunter | Course Umpire: | POL | PISZCZ Rafal |
| | | | Chief Finish Judge: | ITA | LANZA Onorato |

| | | | | | |
|---------------------------|--------------------|--------|-------------|---------------|-------------------------------------------------------------------------------------------------------|
| Weather Conditions | Air Temperature: | 21.0°C | Wind Speed: | 2.0 / 1.5 m/s | Wind Direction:  |
| | Water Temperature: | 26.0°C | Conditions: | Sunny | |
| | Humidity: | 70.0% | | | |

Legend:

| | | | | | | | |
|----|---------------------|-----|-------------------------|----|-----------|---|------------|
| QF | Qualified for final | QS | Qualified for semifinal | ?? | Not clear | X | Eliminated |
| °C | Degree celsius | m/s | Metres per second | | | | |



Results Summary by Event

Συγκεντρωτικός Πίνακας Αποτελεσμάτων ανά Αγώνισμα / Résumé des résultats par épreuve

| Race | Date | Round | Rank | | | | | | | | | Progression |
|-------------------|-------------|-------|------------------------|------------------------|------------------------|------------------------|------------------------|------------------------|------------------------|----------------------------------------|------------------------|-------------|
| | | | 1 | 2 | 3 | 4 | 5 | 6 | 7 | 8 | 9 | |
| Heats | | | | | | | | | | | | |
| 4 | 23 AUG 2004 | 1 | GER 3:52.922 | BUL 3:55.590 | SVK 3:56.962 | LAT 3:57.070 | CHI 4:04.402 | CHN 4:05.874 | CRO 4:27.662 | 1st to Final, 2/7 to S.F., Rest Out | | |
| 5 | 23 AUG 2004 | 2 | ESP 3:50.091 | CAN 3:52.451 | GRE 3:52.723 | ROM 4:00.559 | BLR 4:02.159 | URU 4:27.115 | | | | |
| 6 | 23 AUG 2004 | 3 | RUS 3:48.690 | CZE 3:49.029 | CUB 3:54.250 | HUN 3:57.290 | KAZ 4:00.486 | UKR 4:00.637 | | | | |
| Semifinals | | | | | | | | | | | | |
| 34 | 25 AUG 2004 | 1 | CZE 3:51.812 | HUN 3:52.236 | SVK 3:53.820 | GRE 3:55.608 | ROM 3:59.640 | CHN 4:00.684 | URU 4:22.096 | CHI 4:22.644 | 1/3 to Final, Rest Out | |
| 35 | 25 AUG 2004 | 2 | CAN 3:51.720 | CUB 3:52.260 | LAT 3:53.656 | BLR 3:55.456 | KAZ 3:57.804 | BUL 4:05.664 | CRO 4:24.604 | UKR DSQ | | |
| Final | | | | | | | | | | | | |
| 52 | 27 AUG 2004 | | ESP 3:46.201 | GER 3:46.721 | HUN 3:49.025 | CZE 3:50.405 | CAN 3:51.457 | LAT 3:53.537 | SVK 3:54.629 | CUB 3:54.957 | RUS 3:55.773 | |



Rowing/Canoeing Centre

Ολυμπιακό Κωπηλατοδρόμιο Σχοινιά
CO Aviron & CF - Schinias

Canoe / Kayak Flatwater Racing

Κανόε / Καγιάκ Σπριντ / Canoë-Kayak Course ligne



OFFICIAL COMMUNICATION

Επίσημη Ανακοίνωση / Communiqué officiel

Disqualification (UKR)

Item: 6

In race 35 C1 1000m 2nd S.F. lane 8, Cheban Yuriy of UKR didn't go to the boats control after the race. The competitor is disqualified for the race concerned.

Issued by: TD Leukemans
Time: 09:20
Date: 25 AUG 2004

This decision affects:

RESULTS
SCHEDULE
OTHER

| |
|---|
| X |
| |
| |

Note:




Results
Αποτελέσματα / Résultats

Race 7

| Rank | Lane | NOC | BIB | Name | 250m | 500m | Q |
|------|------|------------|-----|-------------------|-----------|--------------|----|
| 1 | 6 | GER | 110 | FISCHER Birgit | 45.08 (1) | 1:31.606 (1) | QF |
| | | | 112 | NOLLEN Maike | | 46.526 (4) | |
| | | | 115 | WAGNER Katrin | | | |
| | | | 111 | LEONHARDT Carolin | | | |
| 2 | 5 | HUN | 127 | KOVACS Katalin | 46.11 (2) | 1:32.298 (2) | QF |
| | | | 128 | SZABO Szilvia | | 46.188 (3) | |
| | | | 129 | VISKI Erzsebet | 1.03 | 0.692 | |
| | | | 130 | BOTA Kinga | | | |
| 3 | 4 | CHN | 60 | XU Linbei | 48.36 (4) | 1:34.206 (3) | QF |
| | | | 57 | ZHONG Hongyan | | 45.846 (2) | |
| | | | 61 | HE Jing | 3.28 | 2.600 | |
| | | | 55 | GAO Yi | | | |
| 4 | 3 | AUS | 5 | MEEK Chantal | 46.98 (3) | 1:35.078 (4) | QS |
| | | | 6 | RANKIN Amanda | | 48.098 (5) | |
| | | | 7 | BARCLAY Kate | 1.90 | 3.472 | |
| | | | 8 | OLDENHOF Lisa | | | |
| 5 | 7 | USA | 238 | JOHNSON Carrie | 51.77 (5) | 1:36.994 (5) | QS |
| | | | 229 | COLIN Kathryn | | 45.224 (1) | |
| | | | 230 | SPALDING Lauren | 6.69 | 5.388 | |
| | | | 231 | MIJALIS Marie | | | |

Progression 1/3 to Final, 4/7 to S.F.+8th B.T., Rest Out

| | | | | | |
|------------------------|-----|-----------------|----------------------------|-----|---------------------|
| Chief Official: | CAN | GARNER Frank | Course Umpire: | GRE | VLACHOS Charalampos |
| Starter: | FRA | OYON Jean Louis | Course Umpire: | HUN | VASKUTI Istvan |
| | | | Chief Finish Judge: | ITA | LANZA Onorato |

| | | | | | |
|---------------------------|--------------------|--------|-------------|---------------|-------------------------------------------------------------------------------------------------------|
| Weather Conditions | Air Temperature: | 25.0°C | Wind Speed: | 4.7 / 3.1 m/s | Wind Direction:  |
| | Water Temperature: | 27.5°C | Conditions: | Sunny | |
| | Humidity: | 50.0% | | | |

Legend:

| | | | | | | | |
|----|---------------------|-----|-------------------------|----|-----------|---|------------|
| QF | Qualified for final | QS | Qualified for semifinal | ?? | Not clear | X | Eliminated |
| °C | Degree celsius | m/s | Metres per second | | | | |



Results


Αποτελέσματα / Résultats

Race 8

| Rank | Lane | NOC | BIB | Name | 250m | 500m | Q |
|------|------|------------|-----|------------------------|-----------|--------------|----|
| 1 | 5 | POL | 163 | SADALSKA Karolina | 45.99 (1) | 1:31.949 (1) | QF |
| | | | 164 | SKOWRON Joanna | | 45.959 (1) | |
| | | | 165 | CZAJCZYNSKA Malgorzata | | | |
| | | | 166 | BIALKOWSKA Aneta | | | |
| 2 | 3 | UKR | 223 | OSYPENKO Inna | 46.22 (2) | 1:33.057 (2) | QF |
| | | | 224 | SEMYKINA Tetyana | | 46.837 (4) | |
| | | | 225 | BALABANOVA Hanna | 0.23 | 1.108 | |
| | | | 226 | CHEREVATOVA Olena | | | |
| 3 | 4 | ESP | 85 | GARCIA Isabel | 48.04 (4) | 1:34.525 (3) | QF |
| | | | 83 | MANCHON Beatriz | | 46.485 (3) | |
| | | | 74 | SMIDAKOVA Jana | 2.05 | 2.576 | |
| | | | 84 | PORTELA Teresa | | | |
| 4 | 7 | JPN | 144 | KITAMOTO Shinobu | 47.66 (3) | 1:36.873 (4) | QS |
| | | | 145 | SUZUKI Yumiko | | 49.213 (5) | |
| | | | 146 | TAKEYA Mikiko | 1.67 | 4.924 | |
| | | | 147 | ADACHI Miho | | | |
| 5 | 6 | CAN | 36 | FURNEAUX Karen | 50.77 (5) | 1:36.877 (5) | QS |
| | | | 37 | LIGHTBOUND Carrie | | 46.107 (2) | |
| | | | 38 | JAIN Kamini | 4.78 | 4.928 | |
| | | | 39 | D ALESSIO Jillian | | | |

Progression 1/3 to Final, 4/7 to S.F.+8th B.T., Rest Out

| | | | | | |
|------------------------|-----|-----------------|----------------------------|-----|---------------|
| Chief Official: | CAN | GARNER Frank | Course Umpire: | GBR | BLAND Peter |
| Starter: | FRA | OYON Jean Louis | Course Umpire: | POL | PISZCZ Rafal |
| | | | Chief Finish Judge: | ITA | LANZA Onorato |

| | | | | | |
|---------------------------|--------------------|--------|-------------|---------------|-------------------------------------------------------------------------------------------------------|
| Weather Conditions | Air Temperature: | 25.0°C | Wind Speed: | 4.3 / 2.8 m/s | Wind Direction:  |
| | Water Temperature: | 27.5°C | Conditions: | Sunny | |
| | Humidity: | 50.0% | | | |

Legend:

| | | | | | | | |
|----|---------------------|-----|-------------------------|----|-----------|---|------------|
| QF | Qualified for final | QS | Qualified for semifinal | ?? | Not clear | X | Eliminated |
| °C | Degree celsius | m/s | Metres per second | | | | |




Results
 Αποτελέσματα / Résultats

Race 36

| Rank | Lane | NOC | BIB | Name | 250m | 500m | Q |
|------|------|------------|-----|-------------------|-----------|--------------|----|
| 1 | 5 | AUS | 5 | MEEK Chantal | 45.81 (1) | 1:33.977 (1) | QF |
| | | | 6 | RANKIN Amanda | | 48.167 (1) | |
| | | | 7 | BARCLAY Kate | | | |
| | | | 8 | OLDENHOF Lisa | | | |
| 2 | 4 | JPN | 144 | KITAMOTO Shinobu | 46.99 (3) | 1:35.493 (2) | QF |
| | | | 145 | SUZUKI Yumiko | | 48.503 (2) | |
| | | | 146 | TAKEYA Mikiko | 1.18 | 1.516 | |
| | | | 147 | ADACHI Miho | | | |
| 3 | 3 | CAN | 36 | FURNEAUX Karen | 47.08 (4) | 1:35.645 (3) | QF |
| | | | 37 | LIGHTBOUND Carrie | | 48.565 (3) | |
| | | | 38 | JAIN Kamini | 1.27 | 1.668 | |
| | | | 39 | D ALESSIO Jillian | | | |
| 4 | 6 | USA | 238 | JOHNSON Carrie | 46.78 (2) | 1:35.869 (4) | X |
| | | | 229 | COLIN Kathryn | | 49.089 (4) | |
| | | | 230 | SPALDING Lauren | 0.97 | 1.892 | |
| | | | 231 | MIJALIS Marie | | | |

| | |
|--------------------|--------------|
| Progression | 1/3 to Final |
|--------------------|--------------|

| | | | | | |
|------------------------|-----|-----------------|----------------------------|-----|-----------------|
| Chief Official: | CAN | GARNER Frank | Course Umpire: | ARG | FARIAS Cecilia |
| Starter: | FRA | OYON Jean Louis | Course Umpire: | SVK | HAVIAR Miroslav |
| | | | Chief Finish Judge: | ITA | LANZA Onorato |

| | | | | | |
|---------------------------|--------------------|--------|-------------|---------------|-------------------------------------------------------------------------------------------------------|
| Weather Conditions | Air Temperature: | 25.0°C | Wind Speed: | 6.8 / 4.3 m/s | Wind Direction:  |
| | Water Temperature: | 27.5°C | Conditions: | Sunny | |
| | Humidity: | 53.0% | | | |

Legend:

| | | | | | | | |
|----|---------------------|-----|-------------------------|----|-----------|---|------------|
| QF | Qualified for final | QS | Qualified for semifinal | ?? | Not clear | X | Eliminated |
| °C | Degree celsius | m/s | Metres per second | | | | |




Results
Αποτελέσματα / Résultats

Race 53

| Rank | Lane | NOC | BIB | Name | 250m | 500m | Q |
|------|------|------------|-----|------------------------|-----------|--------------|---|
| 1 | 5 | GER | 110 | FISCHER Birgit | 46.00 (2) | 1:34.340 (1) | |
| | | | 112 | NOLLEN Maike | | 48.340 (1) | |
| | | | 115 | WAGNER Katrin | | 0.30 | |
| | | | 111 | LEONHARDT Carolin | | | |
| 2 | 3 | HUN | 127 | KOVACS Katalin | 45.70 (1) | 1:34.536 (2) | |
| | | | 128 | SZABO Szilvia | | 48.836 (2) | |
| | | | 129 | VISKI Erzsebet | | 0.196 | |
| | | | 130 | BOTA Kinga | | | |
| 3 | 6 | UKR | 223 | OSYPENKO Inna | 47.10 (3) | 1:36.192 (3) | |
| | | | 224 | SEMYKINA Tetyana | | 49.092 (4) | |
| | | | 225 | BALABANOVA Hanna | | 1.40 1.852 | |
| | | | 226 | CHEREVATOVA Olena | | | |
| 4 | 4 | POL | 163 | SADALSKA Karolina | 47.32 (4) | 1:36.376 (4) | |
| | | | 164 | SKOWRON Joanna | | 49.056 (3) | |
| | | | 165 | CZAJCZYNSKA Malgorzata | | 1.62 2.036 | |
| | | | 166 | BIALKOWSKA Aneta | | | |
| 5 | 2 | ESP | 85 | GARCIA Isabel | 47.53 (5) | 1:37.908 (5) | |
| | | | 83 | MANCHON Beatriz | | 50.378 (8) | |
| | | | 74 | SMIDAKOVA Jana | | 1.83 3.568 | |
| | | | 84 | PORTELA Teresa | | | |
| 6 | 8 | AUS | 5 | MEEK Chantal | 48.11 (6) | 1:38.116 (6) | |
| | | | 6 | RANKIN Amanda | | 50.006 (7) | |
| | | | 7 | BARCLAY Kate | | 2.41 3.776 | |
| | | | 8 | OLDENHOF Lisa | | | |
| 7 | 7 | CHN | 60 | XU Linbei | 48.65 (7) | 1:38.144 (7) | |
| | | | 57 | ZHONG Hongyan | | 49.494 (5) | |
| | | | 61 | HE Jing | | 2.95 3.804 | |
| | | | 55 | GAO Yi | | | |
| 8 | 9 | CAN | 36 | FURNEAUX Karen | 50.08 (9) | 1:39.952 (8) | |
| | | | 37 | LIGHTBOUND Carrie | | 49.872 (6) | |
| | | | 38 | JAIN Kamini | | 4.38 5.612 | |
| | | | 39 | D ALESSIO Jillian | | | |
| 9 | 1 | JPN | 144 | KITAMOTO Shinobu | 48.90 (8) | 1:40.188 (9) | |
| | | | 145 | SUZUKI Yumiko | | 51.288 (9) | |
| | | | 146 | TAKEYA Mikiko | | 3.20 5.848 | |
| | | | 147 | ADACHI Miho | | | |

| | | | | | |
|------------------------|-----|-----------------|----------------------------|-----|-----------------|
| Chief Official: | CAN | GARNER Frank | Course Umpire: | ARG | FARIAS Cecilia |
| Starter: | FRA | OYON Jean Louis | Course Umpire: | SVK | HAVIAR Miroslav |
| | | | Chief Finish Judge: | ITA | LANZA Onorato |

| | | | | | |
|---------------------------|--------------------|--------|-------------|---------------|-------------------------------------------------------------------------------------------------------|
| Weather Conditions | Air Temperature: | 21.0°C | Wind Speed: | 2.5 / 1.5 m/s | Wind Direction:  |
| | Water Temperature: | 26.0°C | Conditions: | Sunny | |
| | Humidity: | 70.0% | | | |

Legend:

| | | | | | | | |
|----|---------------------|-----|-------------------------|----|-----------|---|------------|
| QF | Qualified for final | QS | Qualified for semifinal | ?? | Not clear | X | Eliminated |
| °C | Degree celsius | m/s | Metres per second | | | | |



Results Summary by Event

Συγκεντρωτικός Πίνακας Αποτελεσμάτων ανά Αγώνισμα / Résumé des résultats par épreuve

| Race | Date | Round | Rank | | | | | | | | | Progression |
|------------------|-------------|-------|------------------------|------------------------|------------------------|------------------------|------------------------|------------------------|------------------------|------------------------|------------------------|----------------------------------------------|
| | | | 1 | 2 | 3 | 4 | 5 | 6 | 7 | 8 | 9 | |
| Heats | | | | | | | | | | | | |
| 7 | 23 AUG 2004 | 1 | GER 1:31.606 | HUN 1:32.298 | CHN 1:34.206 | AUS 1:35.078 | USA 1:36.994 | | | | | 1/3 to Final, 4/7 to S.F.+8th B.T., Rest Out |
| 8 | 23 AUG 2004 | 2 | POL 1:31.949 | UKR 1:33.057 | ESP 1:34.525 | JPN 1:36.873 | CAN 1:36.877 | | | | | |
| Semifinal | | | | | | | | | | | | |
| 36 | 25 AUG 2004 | 1 | AUS 1:33.977 | JPN 1:35.493 | CAN 1:35.645 | USA 1:35.869 | | | | | 1/3 to Final | |
| Final | | | | | | | | | | | | |
| 53 | 27 AUG 2004 | | GER 1:34.340 | HUN 1:34.536 | UKR 1:36.192 | POL 1:36.376 | ESP 1:37.908 | AUS 1:38.116 | CHN 1:38.144 | CAN 1:39.952 | JPN 1:40.188 | |




Results
Αποτελέσματα / Résultats

Race 9

| Rank | Lane | NOC | BIB | Name | 250m | 500m | 750m | 1000m | Q |
|------|------|------------|-----|---------------------|-----------|-------------|-------------|--------------|----|
| 1 | 5 | SWE | 217 | OSCARSSON Markus | 44.36 (1) | 1:31.45 (1) | 2:19.61 (1) | 3:09.536 (1) | QF |
| | | | 218 | NILSSON Henrik | | 47.09 (1) | 48.16 (2) | 49.926 (6) | |
| 2 | 4 | NZL | 161 | FOUHY Ben | 44.58 (2) | 1:31.84 (2) | 2:20.79 (2) | 3:10.388 (2) | QF |
| | | | 162 | FERGUSON Steven | | 47.26 (2) | 48.95 (3) | 49.598 (4) | |
| | | | | | 0.22 | 0.39 | 1.18 | 0.852 | |
| 3 | 2 | AUS | 9 | COLLINS Daniel | 45.49 (4) | 1:34.05 (5) | 2:22.09 (3) | 3:11.272 (3) | QF |
| | | | 10 | RHODES David | | 48.56 (4) | 48.04 (1) | 49.182 (3) | |
| | | | | | 1.13 | 2.60 | 2.48 | 1.736 | |
| 4 | 1 | ESP | 77 | HERNANZ Javier | 46.00 (6) | 1:33.36 (3) | 2:23.73 (4) | 3:12.216 (4) | QS |
| | | | 78 | BANOS Pablo | | 47.36 (3) | 50.37 (8) | 48.486 (1) | |
| | | | | | 1.64 | 1.91 | 4.12 | 2.680 | |
| 5 | 7 | HUN | 120 | BENKO Zoltan | 46.17 (7) | 1:34.79 (7) | 2:24.66 (7) | 3:13.340 (5) | QS |
| | | | 121 | BEE Istvan | | 48.62 (5) | 49.87 (4) | 48.680 (2) | |
| | | | | | 1.81 | 3.34 | 5.05 | 3.804 | |
| 6 | 6 | ITA | 141 | ROSSI Antonio | 45.72 (5) | 1:34.39 (6) | 2:24.36 (6) | 3:14.060 (6) | QS |
| | | | 142 | BONOMI Beniamino | | 48.67 (6) | 49.97 (5) | 49.700 (5) | |
| | | | | | 1.36 | 2.94 | 4.75 | 4.524 | |
| 7 | 8 | USA | 232 | SMOKE Jeffrey | 47.94 (8) | 1:37.04 (8) | 2:27.23 (8) | 3:17.268 (7) | QS |
| | | | 233 | BUSSEY Andrew | | 49.10 (8) | 50.19 (6) | 50.038 (7) | |
| | | | | | 3.58 | 5.59 | 7.62 | 7.732 | |
| 8 | 3 | RUS | 197 | TISHCHENKO Anatoly | 45.02 (3) | 1:33.71 (4) | 2:24.04 (5) | 3:22.332 (8) | ?? |
| | | | 198 | GRUSHIKHIN Vladimir | | 48.69 (7) | 50.33 (7) | 58.292 (8) | |
| | | | | | 0.66 | 2.26 | 4.43 | 12.796 | |

Progression 1/3 to Final, 4/7 to S.F.+8th B.T., Rest Out

| | | | | | |
|------------------------|-----|------------------|----------------------------|-----|-----------------|
| Chief Official: | CAN | GARNER Frank | Course Umpire: | ARG | FARIAS Cecilia |
| Starter: | BEL | JANSSENS Etienne | Course Umpire: | SVK | HAVIAR Miroslav |
| | | | Chief Finish Judge: | ITA | LANZA Onorato |

| | | | | | |
|---------------------------|--------------------|--------|-------------|---------------|-------------------------------------------------------------------------------------------------------|
| Weather Conditions | Air Temperature: | 25.0°C | Wind Speed: | 5.1 / 2.8 m/s | Wind Direction:  |
| | Water Temperature: | 27.5°C | Conditions: | Sunny | |
| | Humidity: | 50.0% | | | |

Legend:

| | | | | | | | |
|----|---------------------|-----|-------------------------|----|-----------|---|------------|
| QF | Qualified for final | QS | Qualified for semifinal | ?? | Not clear | X | Eliminated |
| °C | Degree celsius | m/s | Metres per second | | | | |




Results
Αποτελέσματα / Résultats

Race 10

| Rank | Lane | NOC | BIB | Name | 250m | 500m | 750m | 1000m | Q |
|------|------|------------|-----|------------------------|-----------|-------------|-------------|--------------|----|
| 1 | 6 | NOR | 155 | LARSEN Eirik Veraas | 45.30 (1) | 1:33.35 (2) | 2:20.69 (1) | 3:09.247 (1) | QF |
| | | | 156 | FJELDHEIM Nils Olav | | 48.05 (2) | 47.34 (1) | 48.557 (2) | |
| | | | | | | 0.11 | | | |
| 2 | 7 | GBR | 96 | WYNNE Ian | 45.46 (2) | 1:33.24 (1) | 2:22.15 (2) | 3:10.819 (2) | QF |
| | | | 97 | DARBY DOWMAN Paul | | 47.78 (1) | 48.91 (2) | 48.669 (3) | |
| | | | | | 0.16 | | 1.46 | 1.572 | |
| 3 | 4 | GER | 100 | SCHAEFER Jan | 45.80 (3) | 1:34.69 (4) | 2:24.78 (4) | 3:11.627 (3) | QF |
| | | | 101 | HERSZEL Marco | | 48.89 (5) | 50.09 (4) | 46.847 (1) | |
| | | | | | 0.50 | 1.45 | 4.09 | 2.380 | |
| 4 | 5 | BEL | 15 | D HAENE Wouter | 46.07 (4) | 1:34.16 (3) | 2:23.88 (3) | 3:14.447 (4) | QS |
| | | | 16 | MAESEN Bob | | 48.09 (3) | 49.72 (3) | 50.567 (4) | |
| | | | | | 0.77 | 0.92 | 3.19 | 5.200 | |
| 5 | 3 | DEN | 75 | NIELSEN Lasse | 46.68 (6) | 1:34.98 (5) | 2:25.79 (5) | 3:19.171 (5) | QS |
| | | | 76 | MADSEN Mads Kongsgaard | | 48.30 (4) | 50.81 (5) | 53.381 (8) | |
| | | | | | 1.38 | 1.74 | 5.10 | 9.924 | |
| 6 | 2 | SCG | 201 | FILIPOVIC Ognjen | 46.22 (5) | 1:35.35 (6) | 2:26.80 (6) | 3:19.299 (6) | QS |
| | | | 202 | ZORIC Dragan | | 49.13 (6) | 51.45 (6) | 52.499 (7) | |
| | | | | | 0.92 | 2.11 | 6.11 | 10.052 | |
| 7 | 8 | CHN | 62 | YIN Yijun | 48.69 (8) | 1:38.97 (7) | 2:30.44 (7) | 3:21.279 (7) | QS |
| | | | 63 | WANG Lei | | 50.28 (7) | 51.47 (7) | 50.839 (5) | |
| | | | | | 3.39 | 5.73 | 9.75 | 12.032 | |
| 8 | 1 | UZB | 241 | TURCHIN Danila | 48.42 (7) | 1:39.46 (8) | 2:31.69 (8) | 3:24.031 (8) | X |
| | | | 242 | TARASOV Michail | | 51.04 (8) | 52.23 (8) | 52.341 (6) | |
| | | | | | 3.12 | 6.22 | 11.00 | 14.784 | |

Progression 1/3 to Final, 4/7 to S.F.+8th B.T., Rest Out

| | | | | | |
|------------------------|-----|------------------|----------------------------|-----|---------------------|
| Chief Official: | CAN | GARNER Frank | Course Umpire: | GRE | VLACHOS Charalampos |
| Starter: | BEL | JANSSENS Etienne | Course Umpire: | HUN | VASKUTI Istvan |
| | | | Chief Finish Judge: | ITA | LANZA Onorato |

| | | | | | |
|---------------------------|--------------------|--------|-------------|---------------|-------------------------------------------------------------------------------------------------------|
| Weather Conditions | Air Temperature: | 25.0°C | Wind Speed: | 4.7 / 3.2 m/s | Wind Direction:  |
| | Water Temperature: | 27.5°C | Conditions: | Sunny | |
| | Humidity: | 50.0% | | | |

Legend:

| | | | | | | | |
|----|---------------------|-----|-------------------------|----|-----------|---|------------|
| QF | Qualified for final | QS | Qualified for semifinal | ?? | Not clear | X | Eliminated |
| °C | Degree celsius | m/s | Metres per second | | | | |




Results
Αποτελέσματα / Résultats

Race 37

| Rank | Lane | NOC | BIB | Name | 250m | 500m | 750m | 1000m | Q |
|------|------|------------|-----|------------------------|------------|-------------|-------------|--------------|-----|
| 1 | 4 | BEL | 15 | D HAENE Wouter | 45.99 (3) | 1:33.83 (3) | 2:22.10 (1) | 3:11.757 (1) | QF |
| | | | 16 | MAESEN Bob | | 47.84 (2) | 48.27 (1) | 49.657 (4) | |
| | | | | | 0.96 | 0.26 | | | |
| 2 | 2 | ITA | 141 | ROSSI Antonio | 46.35 (8) | 1:34.84 (5) | 2:24.36 (3) | 3:12.597 (2) | QF |
| | | | 142 | BONOMI Beniamino | | 48.49 (3) | 49.52 (3) | 48.237 (1) | |
| | | | | | 1.32 | 1.27 | 2.26 | 0.840 | |
| 3 | 6 | HUN | 120 | BENKO Zoltan | 45.57 (2) | 1:35.21 (7) | 2:24.66 (5) | 3:13.609 (3) | QF |
| | | | 121 | BEE Istvan | | 49.64 (8) | 49.45 (2) | 48.949 (3) | |
| | | | | | 0.54 | 1.64 | 2.56 | 1.852 | |
| 4 | 5 | ESP | 77 | HERNANZ Javier | 46.17 (=5) | 1:34.93 (6) | 2:24.77 (6) | 3:13.701 (4) | X |
| | | | 78 | BANOS Pablo | | 48.76 (6) | 49.84 (5) | 48.931 (2) | |
| | | | | | 1.14 | 1.36 | 2.67 | 1.944 | |
| 5 | 9 | RUS | 197 | TISHCHENKO Anatoly | 46.26 (7) | 1:33.57 (1) | 2:23.28 (2) | 3:14.089 (5) | X |
| | | | 198 | GRUSHIKHIN Vladimir | | 47.31 (1) | 49.71 (4) | 50.809 (6) | |
| | | | | | 1.23 | | 1.18 | 2.332 | |
| 6 | 3 | DEN | 75 | NIELSEN Lasse | 46.08 (4) | 1:34.60 (4) | 2:24.57 (4) | 3:15.417 (6) | X |
| | | | 76 | MADSEN Mads Kongsgaard | | 48.52 (4) | 49.97 (6) | 50.847 (7) | |
| | | | | | 1.05 | 1.03 | 2.47 | 3.660 | |
| 7 | 8 | USA | 232 | SMOKE Jeffrey | 46.17 (=5) | 1:35.63 (8) | 2:25.75 (7) | 3:16.341 (7) | X |
| | | | 233 | BUSSEY Andrew | | 49.46 (7) | 50.12 (7) | 50.591 (5) | |
| | | | | | 1.14 | 2.06 | 3.65 | 4.584 | |
| 8 | 7 | SCG | 201 | FILIPOVIC Ognjen | 45.03 (1) | 1:33.74 (2) | 2:40.04 (8) | 3:58.793 (8) | X |
| | | | 202 | ZORIC Dragan | | 48.71 (5) | 1:06.30 (8) | 1:18.753 (8) | |
| | | | | | | 0.17 | 17.94 | 47.036 | |
| 1 | | CHN | 62 | YIN Yijun | | | | | DSQ |
| | | | 63 | WANG Lei | | | | | |

| | |
|--------------------|--------------|
| Progression | 1/3 to Final |
|--------------------|--------------|

| | | | | | |
|------------------------|-----|------------------|----------------------------|-----|---------------------|
| Chief Official: | CAN | GARNER Frank | Course Umpire: | GRE | VLACHOS Charalampos |
| Starter: | BEL | JANSSENS Etienne | Course Umpire: | HUN | VASKUTI Istvan |
| | | | Chief Finish Judge: | ITA | LANZA Onorato |

| | | | | | |
|---------------------------|--------------------|--------|-------------|---------------|-------------------------------------------------------------------------------------------------------|
| Weather Conditions | Air Temperature: | 25.0°C | Wind Speed: | 4.2 / 4.1 m/s | Wind Direction:  |
| | Water Temperature: | 27.5°C | Conditions: | Sunny | |
| | Humidity: | 53.0% | | | |

Legend:

| | | | | | | | |
|-----|---------------------|----|-------------------------|-----|-------------------|---|------------|
| QF | Qualified for final | QS | Qualified for semifinal | ?? | Not clear | X | Eliminated |
| DSQ | Disqualified | °C | Degree celsius | m/s | Metres per second | | |




Results
Αποτελέσματα / Résultats

Race 54

| Rank | Lane | NOC | BIB | Name | 250m | 500m | 750m | 1000m | Q |
|------|------|------------|-----|---------------------|-----------|-------------|-------------|--------------|---|
| 1 | 5 | SWE | 217 | OSCARSSON Markus | 47.43 (4) | 1:38.00 (4) | 2:27.64 (1) | 3:18.420 (1) | |
| | | | 218 | NILSSON Henrik | | 50.57 (5) | 49.64 (1) | 50.780 (4) | |
| | | | | | 1.04 | 0.97 | | | |
| 2 | 1 | ITA | 141 | ROSSI Antonio | 47.00 (2) | 1:37.03 (1) | 2:29.64 (6) | 3:19.484 (2) | |
| | | | 142 | BONOMI Beniamino | | 50.03 (3) | 52.61 (8) | 49.844 (2) | |
| | | | | | 0.61 | | 2.00 | 1.064 | |
| 3 | 4 | NOR | 155 | LARSEN Eirik Veraas | 48.81 (9) | 1:39.05 (7) | 2:29.31 (5) | 3:19.528 (3) | |
| | | | 156 | FJELDHEIM Nils Olav | | 50.24 (4) | 50.26 (2) | 50.218 (3) | |
| | | | | | 2.42 | 2.02 | 1.67 | 1.108 | |
| 4 | 7 | AUS | 9 | COLLINS Daniel | 46.39 (1) | 1:37.62 (3) | 2:28.22 (2) | 3:19.956 (4) | |
| | | | 10 | RHODES David | | 51.23 (8) | 50.60 (3) | 51.736 (7) | |
| | | | | | | 0.59 | 0.58 | 1.536 | |
| 5 | 8 | BEL | 15 | D HAENE Wouter | 47.34 (3) | 1:37.18 (2) | 2:28.83 (3) | 3:20.196 (5) | |
| | | | 16 | MAESEN Bob | | 49.84 (1) | 51.65 (7) | 51.366 (6) | |
| | | | | | 0.95 | 0.15 | 1.19 | 1.776 | |
| 6 | 2 | GER | 100 | SCHAEFER Jan | 48.57 (8) | 1:39.31 (8) | 2:30.85 (8) | 3:20.548 (6) | |
| | | | 101 | HERSZEL Marco | | 50.74 (7) | 51.54 (6) | 49.698 (1) | |
| | | | | | 2.18 | 2.28 | 3.21 | 2.128 | |
| 7 | 6 | GBR | 96 | WYNNE Ian | 48.18 (6) | 1:38.86 (6) | 2:29.73 (7) | 3:20.848 (7) | |
| | | | 97 | DARBY DOWMAN Paul | | 50.68 (6) | 50.87 (4) | 51.118 (5) | |
| | | | | | 1.79 | 1.83 | 2.09 | 2.428 | |
| 8 | 3 | NZL | 161 | FOUHY Ben | 48.09 (5) | 1:38.11 (5) | 2:29.18 (4) | 3:21.336 (8) | |
| | | | 162 | FERGUSON Steven | | 50.02 (2) | 51.07 (5) | 52.156 (8) | |
| | | | | | 1.70 | 1.08 | 1.54 | 2.916 | |
| 9 | 9 | HUN | 120 | BENKO Zoltan | 48.47 (7) | 1:41.10 (9) | 2:34.15 (9) | 3:27.996 (9) | |
| | | | 121 | BEE Istvan | | 52.63 (9) | 53.05 (9) | 53.846 (9) | |
| | | | | | 2.08 | 4.07 | 6.51 | 9.576 | |

| | | | | | |
|------------------------|-----|------------------|----------------------------|-----|---------------------|
| Chief Official: | CAN | GARNER Frank | Course Umpire: | GRE | VLACHOS Charalampos |
| Starter: | BEL | JANSSENS Etienne | Course Umpire: | HUN | VASKUTI Istvan |
| | | | Chief Finish Judge: | ITA | LANZA Onorato |

| | | | | | |
|---------------------------|--------------------|--------|-------------|---------------|-------------------------------------------------------------------------------------------------------|
| Weather Conditions | Air Temperature: | 21.0°C | Wind Speed: | 2.0 / 1.6 m/s | Wind Direction:  |
| | Water Temperature: | 26.0°C | Conditions: | Sunny | |
| | Humidity: | 83.0% | | | |

Legend:

| | | | | | | | |
|----|---------------------|-----|-------------------------|----|-----------|---|------------|
| QF | Qualified for final | QS | Qualified for semifinal | ?? | Not clear | X | Eliminated |
| °C | Degree celsius | m/s | Metres per second | | | | |



Results Summary by Event

Συγκεντρωτικός Πίνακας Αποτελεσμάτων ανά Αγώνισμα / Résumé des résultats par épreuve

| Race | Date | Round | Rank | | | | | | | | | Progression |
|------------------|-------------|-------|------------------------|------------------------|------------------------|------------------------|------------------------|------------------------|------------------------|------------------------|----------------------------------------------|--------------|
| | | | 1 | 2 | 3 | 4 | 5 | 6 | 7 | 8 | 9 | |
| Heats | | | | | | | | | | | | |
| 9 | 23 AUG 2004 | 1 | SWE 3:09.536 | NZL 3:10.388 | AUS 3:11.272 | ESP 3:12.216 | HUN 3:13.340 | ITA 3:14.060 | USA 3:17.268 | RUS 3:22.332 | 1/3 to Final, 4/7 to S.F.+8th B.T., Rest Out | |
| 10 | 23 AUG 2004 | 2 | NOR 3:09.247 | GBR 3:10.819 | GER 3:11.627 | BEL 3:14.447 | DEN 3:19.171 | SCG 3:19.299 | CHN 3:21.279 | UZB 3:24.031 | | |
| Semifinal | | | | | | | | | | | | |
| 37 | 25 AUG 2004 | 1 | BEL 3:11.757 | ITA 3:12.597 | HUN 3:13.609 | ESP 3:13.701 | RUS 3:14.089 | DEN 3:15.417 | USA 3:16.341 | SCG 3:58.793 | CHN DSQ | 1/3 to Final |
| Final | | | | | | | | | | | | |
| 54 | 27 AUG 2004 | | SWE 3:18.420 | ITA 3:19.484 | NOR 3:19.528 | AUS 3:19.956 | BEL 3:20.196 | GER 3:20.548 | GBR 3:20.848 | NZL 3:21.336 | HUN 3:27.996 | |



Rowing/Canoeing Centre

Ολυμπιακό Κωπηλατοδρόμιο Σχοινιά
CO Aviron & CF - Schinias

Canoe / Kayak Flatwater Racing

Κανόε / Καγιάκ Σπριντ / Canoë-Kayak Course ligne



OFFICIAL COMMUNICATION

Επίσημη Ανακοίνωση / Communiqué officiel

Disqualification (CHN)

Item: 7

In race 37 S.F. 1, lane 1 CHN Yin Yijun/ Wang Lei are disqualified because they competed too close to the buoy line from the 950m until the finish line.

Issued by: TD Leukemans

Time: 09:40

Date: 25 AUG 2004

This decision affects:

RESULTS

SCHEDULE

OTHER

| |
|---|
| X |
| |
| |

Note:




Results
Αποτελέσματα / Résultats

Race 11

| Rank | Lane | NOC | BIB | Name | 250m | 500m | 750m | 1000m | Q |
|------|------|------------|-----|----------------------------|-----------|-------------|-------------|--------------|----|
| 1 | 5 | ROM | 187 | SIMIONCENCU Silviu | 51.71 (3) | 1:45.18 (3) | 2:38.42 (3) | 3:30.419 (1) | QF |
| | | | 188 | POPESCU Florin | | 53.47 (4) | 53.24 (2) | 51.999 (1) | |
| | | | | | 2.00 | 2.13 | 1.62 | | |
| 2 | 6 | CUB | 70 | ROJAS BLANCO Ibrahim | 49.71 (1) | 1:43.05 (1) | 2:36.80 (1) | 3:30.435 (2) | QF |
| | | | 71 | BALCEIRO PAJON Ledis Frank | | 53.34 (3) | 53.75 (4) | 53.635 (5) | |
| | | | | | | | 0.016 | | |
| 3 | 4 | POL | 175 | SLIWINSKI Michal | 50.67 (2) | 1:43.67 (2) | 2:37.64 (2) | 3:30.607 (3) | QF |
| | | | 176 | WOSZCZYNSKI Lukasz | | 53.00 (2) | 53.97 (5) | 52.967 (4) | |
| | | | | | 0.96 | 0.62 | 0.84 | 0.188 | |
| 4 | 3 | CAN | 47 | DALTON Richard | 52.70 (6) | 1:45.42 (4) | 2:38.53 (4) | 3:31.123 (4) | QS |
| | | | 44 | SCAROLA Michael | | 52.72 (1) | 53.11 (1) | 52.593 (3) | |
| | | | | | 2.99 | 2.37 | 1.73 | 0.704 | |
| 5 | 2 | CHN | 64 | MENG Guanliang | 51.99 (4) | 1:46.04 (5) | 2:39.72 (5) | 3:31.795 (5) | QS |
| | | | 65 | YANG Wenjun | | 54.05 (5) | 53.68 (3) | 52.075 (2) | |
| | | | | | 2.28 | 2.99 | 2.92 | 1.376 | |
| 6 | 7 | SVK | 214 | PALES Peter | 52.14 (5) | 1:47.77 (6) | 2:46.03 (7) | 3:47.263 (6) | QS |
| | | | 215 | BIKSADSKY Daniel | | 55.63 (7) | 58.26 (7) | 1:01.233 (6) | |
| | | | | | 2.43 | 4.72 | 9.23 | 16.844 | |
| 7 | 1 | USA | 236 | MALLOCH Jordan | 53.70 (7) | 1:48.75 (7) | 2:45.42 (6) | 3:50.735 (7) | QS |
| | | | 237 | JOHNSON Nathan | | 55.05 (6) | 56.67 (6) | 1:05.315 (7) | |
| | | | | | 3.99 | 5.70 | 8.62 | 20.316 | |

Progression 1/3 to Final, 4/7 to S.F.+8th B.T., Rest Out

| | | | | | |
|------------------------|-----|------------------|----------------------------|-----|---------------|
| Chief Official: | CAN | GARNER Frank | Course Umpire: | GBR | BLAND Peter |
| Starter: | BEL | JANSSENS Etienne | Course Umpire: | POL | PISZCZ Rafal |
| | | | Chief Finish Judge: | ITA | LANZA Onorato |

| | | | | | |
|---------------------------|--------------------|--------|-------------|---------------|-------------------------------------------------------------------------------------------------------|
| Weather Conditions | Air Temperature: | 25.0°C | Wind Speed: | 3.6 / 2.8 m/s | Wind Direction:  |
| | Water Temperature: | 27.5°C | Conditions: | Sunny | |
| | Humidity: | 50.0% | | | |

Legend:

| | | | | | | | |
|----|---------------------|-----|-------------------------|----|-----------|---|------------|
| QF | Qualified for final | QS | Qualified for semifinal | ?? | Not clear | X | Eliminated |
| °C | Degree celsius | m/s | Metres per second | | | | |




Results
Αποτελέσματα / Résultats

Race 12

| Rank | Lane | NOC | BIB | Name | 250m | 500m | 750m | 1000m | Q |
|------|------|-----|-----|-------------------------|-----------|-------------|-------------|--------------|----|
| 1 | 3 | GER | 108 | GILLE Christian | 51.19 (2) | 1:43.71 (2) | 2:37.13 (1) | 3:30.059 (1) | QF |
| | | | 109 | WYLENZEK Tomasz | | 52.52 (1) | 53.42 (2) | 52.929 (2) | |
| | | | | | 1.12 | 0.30 | | | |
| 2 | 5 | RUS | 199 | KOSTOGLOD Alexander | 50.07 (1) | 1:43.41 (1) | 2:37.23 (2) | 3:31.023 (2) | QF |
| | | | 200 | KOVALEV Alexander | | 53.34 (4) | 53.82 (3) | 53.793 (3) | |
| | | | | | | | 0.10 | 0.964 | |
| 3 | 4 | HUN | 125 | KOZMANN Gyorgy | 51.97 (3) | 1:45.07 (4) | 2:41.72 (7) | 3:31.775 (3) | QF |
| | | | 126 | KOLONICS Gyorgy | | 53.10 (3) | 56.65 (7) | 50.055 (1) | |
| | | | | | 1.90 | 1.66 | 4.59 | 1.716 | |
| 4 | 6 | ESP | 81 | BEA Alfredo | 52.20 (5) | 1:44.73 (3) | 2:37.59 (3) | 3:32.355 (4) | QS |
| | | | 82 | MASCATO David | | 52.53 (2) | 52.86 (1) | 54.765 (6) | |
| | | | | | 2.13 | 1.32 | 0.46 | 2.296 | |
| 5 | 2 | FRA | 91 | LAVIGNE Yannick | 52.59 (7) | 1:46.54 (7) | 2:41.60 (6) | 3:35.939 (5) | QS |
| | | | 92 | LENOIR Jose | | 53.95 (6) | 55.06 (5) | 54.339 (4) | |
| | | | | | 2.52 | 3.13 | 4.47 | 5.880 | |
| 6 | 1 | UKR | 221 | PROKOPENKO Maksym | 52.11 (4) | 1:45.74 (5) | 2:41.51 (5) | 3:36.075 (6) | QS |
| | | | 222 | DZHALILOV Ruslan | | 53.63 (5) | 55.77 (6) | 54.565 (5) | |
| | | | | | 2.04 | 2.33 | 4.38 | 6.016 | |
| 7 | 7 | BLR | 24 | KURLIANDCHYK Aliaksandr | 52.38 (6) | 1:46.45 (6) | 2:41.42 (4) | 3:38.391 (7) | QS |
| | | | 25 | BAHDANOVICH Aliaksandr | | 54.07 (7) | 54.97 (4) | 56.971 (7) | |
| | | | | | 2.31 | 3.04 | 4.29 | 8.332 | |

Progression 1/3 to Final, 4/7 to S.F.+8th B.T., Rest Out

| | | | | | |
|------------------------|-----|------------------|----------------------------|-----|-----------------|
| Chief Official: | CAN | GARNER Frank | Course Umpire: | ARG | FARIAS Cecilia |
| Starter: | BEL | JANSSENS Etienne | Course Umpire: | SVK | HAVIAR Miroslav |
| | | | Chief Finish Judge: | ITA | LANZA Onorato |

| | | | | | |
|---------------------------|--------------------|--------|-------------|---------------|-------------------------------------------------------------------------------------------------------|
| Weather Conditions | Air Temperature: | 26.0°C | Wind Speed: | 6.7 / 3.1 m/s | Wind Direction:  |
| | Water Temperature: | 27.5°C | Conditions: | Sunny | |
| | Humidity: | 44.0% | | | |

Legend:

| | | | | | | | |
|----|---------------------|-----|-------------------------|----|-----------|---|------------|
| QF | Qualified for final | QS | Qualified for semifinal | ?? | Not clear | X | Eliminated |
| °C | Degree celsius | m/s | Metres per second | | | | |




Results
Αποτελέσματα / Résultats

Race 38

| Rank | Lane | NOC | BIB | Name | 250m | 500m | 750m | 1000m | Q | |
|------|------|------------|-----|-------------------------|-----------|-------------|-------------|--------------|----|--|
| 1 | 4 | ESP | 81 | BEA Alfredo | 51.31 (2) | 1:44.01 (1) | 2:38.15 (1) | 3:31.876 (1) | QF | |
| | | | 82 | MASCATO David | | 52.70 (1) | 54.14 (4) | 53.726 (3) | | |
| | | | | | 0.40 | | | | | |
| 2 | 5 | CAN | 47 | DALTON Richard | 52.62 (5) | 1:46.00 (5) | 2:39.11 (3) | 3:32.280 (2) | QF | |
| | | | 44 | SCAROLA Michael | | 53.38 (3) | 53.11 (1) | 53.170 (2) | | |
| | | | | | 1.71 | 1.99 | 0.96 | 0.404 | | |
| 3 | 6 | CHN | 64 | MENG Guanliang | 50.91 (1) | 1:44.70 (2) | 2:38.25 (2) | 3:32.792 (3) | QF | |
| | | | 65 | YANG Wenjun | | 53.79 (4) | 53.55 (2) | 54.542 (4) | | |
| | | | | | 0.69 | 0.10 | 0.916 | | | |
| 4 | 1 | BLR | 24 | KURLIANDCHYK Aliaksandr | 53.26 (8) | 1:46.31 (6) | 2:40.72 (6) | 3:33.588 (4) | X | |
| | | | 25 | BAHDANOVICH Aliaksandr | | 53.05 (2) | 54.41 (6) | 52.868 (1) | | |
| | | | | | 2.35 | 2.30 | 2.57 | 1.712 | | |
| 5 | 3 | FRA | 91 | LAVIGNE Yannick | 52.71 (6) | 1:46.74 (7) | 2:40.45 (5) | 3:35.232 (5) | X | |
| | | | 92 | LENOIR Jose | | 54.03 (5) | 53.71 (3) | 54.782 (5) | | |
| | | | | | 1.80 | 2.73 | 2.30 | 3.356 | | |
| 6 | 7 | UKR | 221 | PROKOPENKO Maksym | 51.78 (4) | 1:45.82 (3) | 2:40.13 (4) | 3:35.740 (6) | X | |
| | | | 222 | DZHALILOV Ruslan | | 54.04 (6) | 54.31 (5) | 55.610 (7) | | |
| | | | | | 0.87 | 1.81 | 1.98 | 3.864 | | |
| 7 | 2 | SVK | 214 | PALES Peter | 51.66 (3) | 1:45.91 (4) | 2:41.76 (7) | 3:36.572 (7) | X | |
| | | | 215 | BIKSADSKY Daniel | | 54.25 (7) | 55.85 (7) | 54.812 (6) | | |
| | | | | | 0.75 | 1.90 | 3.61 | 4.696 | | |
| 8 | 8 | USA | 236 | MALLOCH Jordan | 52.95 (7) | 1:48.14 (8) | 2:45.45 (8) | 3:46.036 (8) | X | |
| | | | 237 | JOHNSON Nathan | | 55.19 (8) | 57.31 (8) | 1:00.586 (8) | | |
| | | | | | 2.04 | 4.13 | 7.30 | 14.160 | | |

| | |
|--------------------|--------------|
| Progression | 1/3 to Final |
|--------------------|--------------|

| | | | | | |
|------------------------|-----|------------------|----------------------------|-----|---------------|
| Chief Official: | CAN | GARNER Frank | Course Umpire: | GBR | BLAND Peter |
| Starter: | BEL | JANSSENS Etienne | Course Umpire: | POL | PISZCZ Rafal |
| | | | Chief Finish Judge: | ITA | LANZA Onorato |

| | | | | | |
|---------------------------|--------------------|--------|-------------|---------------|-------------------------------------------------------------------------------------------------------|
| Weather Conditions | Air Temperature: | 25.0°C | Wind Speed: | 5.5 / 4.5 m/s | Wind Direction:  |
| | Water Temperature: | 27.5°C | Conditions: | Sunny | |
| | Humidity: | 53.0% | | | |

Legend:

| | | | | | | | |
|----|---------------------|-----|-------------------------|----|-----------|---|------------|
| QF | Qualified for final | QS | Qualified for semifinal | ?? | Not clear | X | Eliminated |
| °C | Degree celsius | m/s | Metres per second | | | | |




Results
Αποτελέσματα / Résultats

Race 55

| Rank | Lane | NOC | BIB | Name | 250m | 500m | 750m | 1000m | Q |
|------|------|-----|-----|----------------------------|-----------|-------------|-------------|--------------|---|
| 1 | 4 | GER | 108 | GILLE Christian | 54.73 (5) | 1:51.04 (4) | 2:47.12 (3) | 3:41.802 (1) | |
| | | | 109 | WYLENZEK Tomasz | | 56.31 (4) | 56.08 (2) | 54.682 (2) | |
| | | | | | 0.82 | 1.30 | 1.12 | | |
| 2 | 6 | RUS | 199 | KOSTOGLOD Alexander | 54.03 (2) | 1:49.99 (2) | 2:46.00 (1) | 3:42.990 (2) | |
| | | | 200 | KOVALEV Alexander | | 55.96 (2) | 56.01 (1) | 56.990 (5) | |
| | | | | | 0.12 | 0.25 | | 1.188 | |
| 3 | 2 | HUN | 125 | KOZMANN Gyorgy | 54.88 (6) | 1:51.37 (6) | 2:48.14 (5) | 3:43.106 (3) | |
| | | | 126 | KOLONICS Gyorgy | | 56.49 (5) | 56.77 (5) | 54.966 (3) | |
| | | | | | 0.97 | 1.63 | 2.14 | 1.304 | |
| 4 | 5 | ROM | 187 | SIMIONCENCU Silviu | 55.01 (8) | 1:51.23 (5) | 2:49.35 (7) | 3:43.858 (4) | |
| | | | 188 | POPESCU Florin | | 56.22 (3) | 58.12 (8) | 54.508 (1) | |
| | | | | | 1.10 | 1.49 | 3.35 | 2.056 | |
| 5 | 7 | POL | 175 | SLIWINSKI Michal | 53.91 (1) | 1:49.74 (1) | 2:46.41 (2) | 3:44.338 (5) | |
| | | | 176 | WOSZCZYNSKI Lukasz | | 55.83 (1) | 56.67 (3) | 57.928 (7) | |
| | | | | | | | 0.41 | 2.536 | |
| 6 | 1 | CAN | 47 | DALTON Richard | 55.89 (9) | 1:53.37 (8) | 2:50.12 (8) | 3:45.638 (6) | |
| | | | 44 | SCAROLA Michael | | 57.48 (8) | 56.75 (4) | 55.518 (4) | |
| | | | | | 1.98 | 3.63 | 4.12 | 3.836 | |
| 7 | 8 | ESP | 81 | BEA Alfredo | 54.12 (3) | 1:50.74 (3) | 2:47.88 (4) | 3:45.766 (7) | |
| | | | 82 | MASCATO David | | 56.62 (6) | 57.14 (6) | 57.886 (6) | |
| | | | | | 0.21 | 1.00 | 1.88 | 3.964 | |
| 8 | 3 | CUB | 70 | ROJAS BLANCO Ibrahim | 54.21 (4) | 1:51.64 (7) | 2:49.23 (6) | 3:50.346 (8) | |
| | | | 71 | BALCEIRO PAJON Ledis Frank | | 57.43 (7) | 57.59 (7) | 1:01.116 (9) | |
| | | | | | 0.30 | 1.90 | 3.23 | 8.544 | |
| 9 | 9 | CHN | 64 | MENG Guanliang | 54.92 (7) | 1:53.46 (9) | 2:52.63 (9) | 3:52.926 (9) | |
| | | | 65 | YANG Wenjun | | 58.54 (9) | 59.17 (9) | 1:00.296 (8) | |
| | | | | | 1.01 | 3.72 | 6.63 | 11.124 | |

| | | | | | |
|------------------------|-----|------------------|----------------------------|-----|---------------|
| Chief Official: | CAN | GARNER Frank | Course Umpire: | GBR | BLAND Peter |
| Starter: | BEL | JANSSENS Etienne | Course Umpire: | POL | PISZCZ Rafal |
| | | | Chief Finish Judge: | ITA | LANZA Onorato |

| | | | | | |
|---------------------------|--------------------|--------|-------------|---------------|-------------------------------------------------------------------------------------------------------|
| Weather Conditions | Air Temperature: | 26.0°C | Wind Speed: | 2.5 / 1.2 m/s | Wind Direction:  |
| | Water Temperature: | 26.0°C | Conditions: | Partly Cloudy | |
| | Humidity: | 83.0% | | | |

Legend:

| | | | | | | | |
|----|---------------------|-----|-------------------------|----|-----------|---|------------|
| QF | Qualified for final | QS | Qualified for semifinal | ?? | Not clear | X | Eliminated |
| °C | Degree celsius | m/s | Metres per second | | | | |



Results Summary by Event

Συγκεντρωτικός Πίνακας Αποτελεσμάτων ανά Αγώνισμα / Résumé des résultats par épreuve

| Race | Date | Round | Rank | | | | | | | | | Progression |
|------------------|-------------|-------|------------------------|------------------------|------------------------|------------------------|------------------------|------------------------|------------------------|----------------------------------------------|------------------------|-------------|
| | | | 1 | 2 | 3 | 4 | 5 | 6 | 7 | 8 | 9 | |
| Heats | | | | | | | | | | | | |
| 11 | 23 AUG 2004 | 1 | ROM 3:30.419 | CUB 3:30.435 | POL 3:30.607 | CAN 3:31.123 | CHN 3:31.795 | SVK 3:47.263 | USA 3:50.735 | 1/3 to Final, 4/7 to S.F.+8th B.T., Rest Out | | |
| 12 | 23 AUG 2004 | 2 | GER 3:30.059 | RUS 3:31.023 | HUN 3:31.775 | ESP 3:32.355 | FRA 3:35.939 | UKR 3:36.075 | BLR 3:38.391 | | | |
| Semifinal | | | | | | | | | | | | |
| 38 | 25 AUG 2004 | 1 | ESP 3:31.876 | CAN 3:32.280 | CHN 3:32.792 | BLR 3:33.588 | FRA 3:35.232 | UKR 3:35.740 | SVK 3:36.572 | USA 3:46.036 | 1/3 to Final | |
| Final | | | | | | | | | | | | |
| 55 | 27 AUG 2004 | | GER 3:41.802 | RUS 3:42.990 | HUN 3:43.106 | ROM 3:43.858 | POL 3:44.338 | CAN 3:45.638 | ESP 3:45.766 | CUB 3:50.346 | CHN 3:52.926 | |




Results
Αποτελέσματα / Résultats

Race 13

| Rank | Lane | NOC | BIB | Name | 250m | 500m | 750m | 1000m | Q |
|------|------|------------|-----|-------------------------|-----------|-------------|-------------|--------------|----|
| 1 | 5 | SVK | 210 | RISZDORFER Richard | 42.43 (4) | 1:25.48 (2) | 2:09.90 (1) | 2:53.256 (1) | QF |
| | | | 211 | RISZDORFER Michal | | 43.05 (2) | 44.42 (1) | 43.356 (3) | |
| | | | 212 | VLCEK Erik | 0.55 | 0.76 | | | |
| | | | 213 | BACA Juraj | | | | | |
| 2 | 4 | BUL | 30 | KAZANOV Milko | 41.88 (1) | 1:24.72 (1) | 2:10.69 (2) | 2:54.252 (2) | QF |
| | | | 29 | HRISTOV Ivan | | 42.84 (1) | 45.97 (3) | 43.562 (4) | |
| | | | 33 | MERKOV Petar | | | 0.79 | 0.996 | |
| | | | 28 | YORDANOV Yordan | | | | | |
| 3 | 6 | POL | 171 | MENDELSKI Tomasz | 42.85 (5) | 1:25.98 (4) | 2:12.96 (5) | 2:55.240 (3) | QF |
| | | | 172 | GLAZEWSKI Rafal | | 43.13 (3) | 46.98 (5) | 42.280 (1) | |
| | | | 168 | SEROCZYNSKI Adam | 0.97 | 1.26 | 3.06 | 1.984 | |
| | | | 174 | BIALKOWSKI Dariusz | | | | | |
| 4 | 3 | ROM | 183 | BABAN Marian | 42.17 (3) | 1:26.21 (5) | 2:12.32 (4) | 2:55.324 (4) | QS |
| | | | 184 | CEAUSU Alexandru Bogdan | | 44.04 (5) | 46.11 (4) | 43.004 (2) | |
| | | | 190 | CURUZAN CORNELI Vasile | 0.29 | 1.49 | 2.42 | 2.068 | |
| | | | 191 | VASILE Stefan | | | | | |
| 5 | 7 | CAN | 40 | JORENS Steven | 41.98 (2) | 1:25.65 (3) | 2:11.23 (3) | 2:56.336 (5) | QS |
| | | | 41 | DOBER Richard | | 43.67 (4) | 45.58 (2) | 45.106 (5) | |
| | | | 42 | CUTHBERT Ryan | 0.10 | 0.93 | 1.33 | 3.080 | |
| | | | 43 | WILLOWS Andrew | | | | | |

Progression 1/3 to Final, 4/7 to S.F.+8th B.T., Rest Out

| | | | | | |
|------------------------|-----|-----------------|----------------------------|-----|---------------------|
| Chief Official: | CAN | GARNER Frank | Course Umpire: | GRE | VLACHOS Charalampos |
| Starter: | FRA | OYON Jean Louis | Course Umpire: | HUN | VASKUTI Istvan |
| | | | Chief Finish Judge: | ITA | LANZA Onorato |

| | | | | | |
|---------------------------|--------------------|--------|-------------|---------------|-------------------------------------------------------------------------------------------------------|
| Weather Conditions | Air Temperature: | 26.0°C | Wind Speed: | 3.9 / 3.1 m/s | Wind Direction:  |
| | Water Temperature: | 27.5°C | Conditions: | Sunny | |
| | Humidity: | 44.0% | | | |

Legend:

| | | | | | | | |
|----|---------------------|-----|-------------------------|----|-----------|---|------------|
| QF | Qualified for final | QS | Qualified for semifinal | ?? | Not clear | X | Eliminated |
| °C | Degree celsius | m/s | Metres per second | | | | |




Results
 Αποτελέσματα / Résultats

Race 14

| Rank | Lane | NOC | BIB | Name | 250m | 500m | 750m | 1000m | Q |
|------|------|------------|-----|-------------------------|-----------|-------------|-------------|--------------|----|
| 1 | 5 | HUN | 122 | KAMMERER Zoltan | 40.92 (2) | 1:23.78 (2) | 2:07.40 (2) | 2:51.010 (1) | QF |
| | | | 123 | STORCZ Botond | | 42.86 (3) | 43.62 (1) | 43.610 (2) | |
| | | | 132 | VERECKEI Akos | 0.72 | 0.80 | 0.59 | | |
| | | | 124 | HORVATH Gabor | | | | | |
| 2 | 6 | BLR | 20 | PIATRUSHENKA Raman | 40.20 (1) | 1:22.98 (1) | 2:06.81 (1) | 2:52.170 (2) | QF |
| | | | 21 | ABALMASAU Aliaksei | | 42.78 (2) | 43.83 (2) | 45.360 (3) | |
| | | | 22 | TURCHYN Dziamyam | | | | 1.160 | |
| | | | 23 | MAKHNEU Vadzim | | | | | |
| 3 | 4 | GER | 104 | IHLE Andreas | 41.89 (3) | 1:24.90 (3) | 2:09.37 (3) | 2:52.678 (3) | QF |
| | | | 105 | ZABEL Mark | | 43.01 (4) | 44.47 (4) | 43.308 (1) | |
| | | | 106 | BACH Bjoern | 1.69 | 1.92 | 2.56 | 1.668 | |
| | | | 107 | ULM Stefan | | | | | |
| 4 | 3 | NOR | 157 | NORENBERG Jacob Lorentz | 43.22 (5) | 1:24.99 (4) | 2:09.40 (4) | 2:54.894 (4) | QS |
| | | | 158 | WEFALD Alexander | | 41.77 (1) | 44.41 (3) | 45.494 (4) | |
| | | | 159 | GJERSOE Andreas | 3.02 | 2.01 | 2.59 | 3.884 | |
| | | | 160 | NAESS Mattis | | | | | |
| 5 | 7 | UZB | 243 | BABADJANOV Aleksey | 42.71 (4) | 1:26.37 (5) | 2:13.06 (5) | 3:01.446 (5) | QS |
| | | | 244 | STRIJKOV Dmitriy | | 43.66 (5) | 46.69 (5) | 48.386 (5) | |
| | | | 246 | BORZOV Sergey | 2.51 | 3.39 | 6.25 | 10.436 | |
| | | | 245 | RYAHOV Anton | | | | | |

Progression 1/3 to Final, 4/7 to S.F.+8th B.T., Rest Out

| | | | | | |
|------------------------|-----|-----------------|----------------------------|-----|---------------|
| Chief Official: | CAN | GARNER Frank | Course Umpire: | GBR | BLAND Peter |
| Starter: | FRA | OYON Jean Louis | Course Umpire: | POL | PISZCZ Rafal |
| | | | Chief Finish Judge: | ITA | LANZA Onorato |

| | | | | | |
|---------------------------|--------------------|--------|-------------|---------------|-------------------------------------------------------------------------------------------------------|
| Weather Conditions | Air Temperature: | 27.0°C | Wind Speed: | 4.7 / 3.1 m/s | Wind Direction:  |
| | Water Temperature: | 27.5°C | Conditions: | Sunny | |
| | Humidity: | 44.0% | | | |

Legend:

| | | | | | | | |
|----|---------------------|-----|-------------------------|----|-----------|---|------------|
| QF | Qualified for final | QS | Qualified for semifinal | ?? | Not clear | X | Eliminated |
| °C | Degree celsius | m/s | Metres per second | | | | |




Results
Αποτελέσματα / Résultats

Race 39

| Rank | Lane | NOC | BIB | Name | 250m | 500m | 750m | 1000m | Q | |
|------|------|------------|-----|-------------------------|-----------|-------------|-------------|--------------|----|--|
| 1 | 5 | ROM | 183 | BABAN Marian | 40.74 (1) | 1:24.42 (1) | 2:09.57 (1) | 2:53.994 (1) | QF | |
| | | | 184 | CEAUSU Alexandru Bogdan | | 43.68 (2) | 45.15 (4) | 44.424 (2) | | |
| | | | 190 | CURUZAN CORNELI Vasile | | | | | | |
| | | | 191 | VASILE Stefan | | | | | | |
| 2 | 4 | NOR | 157 | NORENBERG Jacob Lorentz | 42.00 (2) | 1:25.95 (2) | 2:10.22 (2) | 2:54.350 (2) | QF | |
| | | | 158 | WEFALD Alexander | | 43.95 (3) | 44.27 (3) | 44.130 (1) | | |
| | | | 159 | GJERSOE Andreas | 1.26 | 1.53 | 0.65 | 0.356 | | |
| | | | 160 | NAESS Mattis | | | | | | |
| 3 | 6 | CAN | 40 | JORENS Steven | 42.22 (3) | 1:27.22 (3) | 2:11.23 (3) | 2:55.926 (3) | QF | |
| | | | 41 | DOBER Richard | | 45.00 (4) | 44.01 (2) | 44.696 (3) | | |
| | | | 42 | CUTHBERT Ryan | 1.48 | 2.80 | 1.66 | 1.932 | | |
| | | | 43 | WILLOWS Andrew | | | | | | |
| 4 | 3 | UZB | 243 | BABADJANOV Aleksey | 43.98 (4) | 1:27.64 (4) | 2:11.53 (4) | 2:56.594 (4) | X | |
| | | | 244 | STRIJKOV Dmitriy | | 43.66 (1) | 43.89 (1) | 45.064 (4) | | |
| | | | 246 | BORZOV Sergey | 3.24 | 3.22 | 1.96 | 2.600 | | |
| | | | 245 | RYAHOV Anton | | | | | | |

| | |
|--------------------|--------------|
| Progression | 1/3 to Final |
|--------------------|--------------|

| | | | | | |
|------------------------|-----|-----------------|----------------------------|-----|-----------------|
| Chief Official: | CAN | GARNER Frank | Course Umpire: | ARG | FARIAS Cecilia |
| Starter: | FRA | OYON Jean Louis | Course Umpire: | SVK | HAVIAR Miroslav |
| | | | Chief Finish Judge: | ITA | LANZA Onorato |

| | | | | | |
|---------------------------|--------------------|--------|-------------|---------------|-------------------------------------------------------------------------------------------------------|
| Weather Conditions | Air Temperature: | 25.0°C | Wind Speed: | 5.2 / 4.3 m/s | Wind Direction:  |
| | Water Temperature: | 27.5°C | Conditions: | Sunny | |
| | Humidity: | 53.0% | | | |

Legend:

| | | | | | | | |
|----|---------------------|-----|-------------------------|----|-----------|---|------------|
| QF | Qualified for final | QS | Qualified for semifinal | ?? | Not clear | X | Eliminated |
| °C | Degree celsius | m/s | Metres per second | | | | |




Results
Αποτελέσματα / Résultats

Race 56

| Rank | Lane | NOC | BIB | Name | 250m | 500m | 750m | 1000m | Q | | | |
|------|------|------------|-----|-------------------------|-----------|-------------|-------------|--------------|------------|-----------|------------|--------|
| 1 | 4 | HUN | 122 | KAMMERER Zoltan | 43.06 (3) | 1:27.37 (1) | 2:11.96 (1) | 2:56.919 (1) | | | | |
| | | | 123 | STORCZ Botond | | | | | 44.31 (1) | 44.59 (1) | 44.959 (2) | |
| | | | 132 | VERECKEI Akos | | | | | 0.25 | | | |
| | | | 124 | HORVATH Gabor | | | | | | | | |
| 2 | 2 | GER | 104 | IHLE Andreas | 43.24 (5) | 1:27.76 (2) | 2:13.58 (2) | 2:58.659 (2) | | | | |
| | | | 105 | ZABEL Mark | | | | | 44.52 (=2) | 45.82 (2) | 45.079 (3) | |
| | | | 106 | BACH Bjoern | | | | | 0.43 | 0.39 | 1.62 | 1.740 |
| | | | 107 | ULM Stefan | | | | | | | | |
| 3 | 5 | SVK | 210 | RISZDORFER Richard | 43.42 (7) | 1:27.94 (3) | 2:13.80 (3) | 2:59.314 (3) | | | | |
| | | | 211 | RISZDORFER Michal | | | | | 44.52 (=2) | 45.86 (3) | 45.514 (5) | |
| | | | 212 | VLCEK Erik | | | | | 0.61 | 0.57 | 1.84 | 2.395 |
| | | | 213 | BACA Juraj | | | | | | | | |
| 4 | 3 | BUL | 30 | KAZANOV Milko | 42.91 (2) | 1:28.78 (6) | 2:15.66 (6) | 2:59.622 (4) | | | | |
| | | | 29 | HRISTOV Ivan | | | | | 45.87 (6) | 46.88 (7) | 43.962 (1) | |
| | | | 33 | MERKOV Petar | | | | | 0.10 | 1.41 | 3.70 | 2.703 |
| | | | 28 | YORDANOV Yordan | | | | | | | | |
| 5 | 1 | NOR | 157 | NORENBERG Jacob Lorentz | 43.74 (8) | 1:30.14 (8) | 2:16.37 (7) | 3:01.698 (5) | | | | |
| | | | 158 | WEFALD Alexander | | | | | 46.40 (7) | 46.23 (5) | 45.328 (4) | |
| | | | 159 | GJERSOE Andreas | | | | | 0.93 | 2.77 | 4.41 | 4.779 |
| | | | 160 | NAESS Mattis | | | | | | | | |
| 6 | 6 | BLR | 20 | PIATRUSHENKA Raman | 42.81 (1) | 1:28.22 (5) | 2:14.40 (4) | 3:02.419 (6) | | | | |
| | | | 21 | ABALMASAU Aliaksei | | | | | 45.41 (5) | 46.18 (4) | 48.019 (8) | |
| | | | 22 | TURCHYN Dziamyam | | | | | 0.85 | 2.44 | 5.500 | |
| | | | 23 | MAKHNEU Vadzim | | | | | | | | |
| 7 | 8 | ROM | 183 | BABAN Marian | 43.37 (6) | 1:29.90 (7) | 2:17.24 (8) | 3:03.107 (7) | | | | |
| | | | 184 | CEAUSU Alexandru Bogdan | | | | | 46.53 (8) | 47.34 (8) | 45.867 (6) | |
| | | | 190 | CURUZAN CORNELI Vasile | | | | | 0.56 | 2.53 | 5.28 | 6.188 |
| | | | 191 | VASILE Stefan | | | | | | | | |
| 8 | 7 | POL | 171 | MENDELSKI Tomasz | 43.15 (4) | 1:28.13 (4) | 2:14.86 (5) | 3:03.562 (8) | | | | |
| | | | 172 | GLAZEWSKI Rafal | | | | | 44.98 (4) | 46.73 (6) | 48.702 (9) | |
| | | | 168 | SEROCZYNSKI Adam | | | | | 0.34 | 0.76 | 2.90 | 6.643 |
| | | | 174 | BIALKOWSKI Dariusz | | | | | | | | |
| 9 | 9 | CAN | 40 | JORENS Steven | 44.60 (9) | 1:31.48 (9) | 2:19.75 (9) | 3:07.714 (9) | | | | |
| | | | 41 | DOBER Richard | | | | | 46.88 (9) | 48.27 (9) | 47.964 (7) | |
| | | | 42 | CUTHBERT Ryan | | | | | 1.79 | 4.11 | 7.79 | 10.795 |
| | | | 43 | WILLOWS Andrew | | | | | | | | |

| | | | | | |
|------------------------|-----|-----------------|----------------------------|-----|-----------------|
| Chief Official: | CAN | GARNER Frank | Course Umpire: | ARG | FARIAS Cecilia |
| Starter: | FRA | OYON Jean Louis | Course Umpire: | SVK | HAVIAR Miroslav |
| | | | Chief Finish Judge: | ITA | LANZA Onorato |

| | | | | | |
|---------------------------|--------------------|--------|-------------|---------------|-------------------------------------------------------------------------------------------------------|
| Weather Conditions | Air Temperature: | 26.0°C | Wind Speed: | 1.8 / 1.4 m/s | Wind Direction:  |
| | Water Temperature: | 26.0°C | Conditions: | Partly Cloudy | |
| | Humidity: | 83.0% | | | |

Legend:

| | | | | | | | |
|----|---------------------|-----|-------------------------|----|-----------|---|------------|
| QF | Qualified for final | QS | Qualified for semifinal | ?? | Not clear | X | Eliminated |
| °C | Degree celsius | m/s | Metres per second | | | | |



Results Summary by Event

Συγκεντρωτικός Πίνακας Αποτελεσμάτων ανά Αγώνισμα / Résumé des résultats par épreuve

| Race | Date | Round | Rank | | | | | | | | | Progression |
|------------------|-------------|-------|------------------------|------------------------|------------------------|------------------------|------------------------|------------------------|------------------------|------------------------|------------------------|----------------------------------------------|
| | | | 1 | 2 | 3 | 4 | 5 | 6 | 7 | 8 | 9 | |
| Heats | | | | | | | | | | | | |
| 13 | 23 AUG 2004 | 1 | SVK 2:53.256 | BUL 2:54.252 | POL 2:55.240 | ROM 2:55.324 | CAN 2:56.336 | | | | | 1/3 to Final, 4/7 to S.F.+8th B.T., Rest Out |
| 14 | 23 AUG 2004 | 2 | HUN 2:51.010 | BLR 2:52.170 | GER 2:52.678 | NOR 2:54.894 | UZB 3:01.446 | | | | | |
| Semifinal | | | | | | | | | | | | |
| 39 | 25 AUG 2004 | 1 | ROM 2:53.994 | NOR 2:54.350 | CAN 2:55.926 | UZB 2:56.594 | | | | | 1/3 to Final | |
| Final | | | | | | | | | | | | |
| 56 | 27 AUG 2004 | | HUN 2:56.919 | GER 2:58.659 | SVK 2:59.314 | BUL 2:59.622 | NOR 3:01.698 | BLR 3:02.419 | ROM 3:03.107 | POL 3:03.562 | CAN 3:07.714 | |




Results
Αποτελέσματα / Résultats

Race 15

| Rank | Lane | NOC | BIB | Name | 250m | 500m | Q |
|------|------|------------|-----|----------------------|-----------|------------------------------------------|----|
| 1 | 8 | NOR | 155 | LARSEN Eirik Veraas | 48.25 (3) | 1:36.905 (1) 48.655 (2) | QS |
| | | | | | 0.19 | | |
| 2 | 5 | AUS | 12 | BAGGALEY Nathan | 48.06 (1) | 1:37.997 (2) 49.937 (4) 1.092 | QS |
| 3 | 2 | FRA | 93 | AMIR TAHMASSEB Babak | 49.65 (4) | 1:39.401 (3) 49.751 (3) 1.59 2.496 | QS |
| 4 | 6 | ISR | 138 | KOLGANOV Michael | 51.16 (7) | 1:39.745 (4) 48.585 (1) 3.10 2.840 | QS |
| 5 | 7 | FIN | 89 | LATVAMAKI Kimmo | 50.09 (5) | 1:40.645 (5) 50.555 (6) 2.03 3.740 | QS |
| 6 | 4 | SWE | 216 | GUSTAFSSON Anders | 50.18 (6) | 1:40.689 (6) 50.509 (5) 2.12 3.784 | QS |
| 7 | 3 | RUS | 195 | SHKIOTOV Andrey | 48.16 (2) | 1:40.809 (7) 52.649 (7) 0.10 3.904 | ?? |

| | |
|--------------------|-------------------------------------------|
| Progression | 1/6+3 best next by time to S.F., Rest Out |
|--------------------|-------------------------------------------|

| | | | | | |
|------------------------|-----|----------------------|----------------------------|-----|-----------------|
| Chief Official: | CAN | GARNER Frank | Course Umpire: | ARG | FARIAS Cecilia |
| Starter: | GER | STAHLSCHEMIDT Gunter | Course Umpire: | SVK | HAVIAR Miroslav |
| | | | Chief Finish Judge: | ITA | LANZA Onorato |

| | | | | | |
|---------------------------|--------------------|--------|-------------|---------------|-------------------------------------------------------------------------------------------------------|
| Weather Conditions | Air Temperature: | 23.0°C | Wind Speed: | 4.8 / 4.8 m/s | Wind Direction:  |
| | Water Temperature: | 27.5°C | Conditions: | Sunny | |
| | Humidity: | 64.0% | | | |

Legend:

| | | | | | | | |
|----|---------------------|-----|-------------------------|----|-----------|---|------------|
| QF | Qualified for final | QS | Qualified for semifinal | ?? | Not clear | X | Eliminated |
| °C | Degree celsius | m/s | Metres per second | | | | |




Results
Αποτελέσματα / Résultats

Race 16

| Rank | Lane | NOC | BIB | Name | 250m | 500m | Q |
|------|------|------------|-----|----------------|-----------|-------------------------------------|----|
| 1 | 8 | GBR | 96 | WYNNE Ian | 48.56 (3) | 1:37.341 (1) 48.781 (1) | QS |
| | | | | | 0.50 | | |
| 2 | 4 | HUN | 132 | VERECKEI Akos | 48.47 (2) | 1:37.589 (2) 49.119 (2) | QS |
| | | | | | 0.41 | 0.248 | |
| 3 | 3 | BUL | 33 | MERKOV Petar | 48.06 (1) | 1:38.725 (3) 50.665 (5) 1.384 | QS |
| 4 | 6 | ITA | 139 | FACCHIN Andrea | 50.22 (6) | 1:40.025 (4) 49.805 (3) | QS |
| | | | | | 2.16 | 2.684 | |
| 5 | 5 | ESP | 88 | PEREZ Carlos | 49.82 (5) | 1:40.149 (5) 50.329 (4) | QS |
| | | | | | 1.76 | 2.808 | |
| 6 | 7 | UZB | 245 | RYAHOV Anton | 49.46 (4) | 1:42.253 (6) 52.793 (6) | QS |
| | | | | | 1.40 | 4.912 | |
| 7 | 2 | CHN | 54 | LIU Haitao | 50.39 (7) | 1:43.337 (7) 52.947 (7) | ?? |
| | | | | | 2.33 | 5.996 | |

Progression 1/6+3 best next by time to S.F., Rest Out

| | | | | | |
|------------------------|-----|---------------------|----------------------------|-----|---------------------|
| Chief Official: | CAN | GARNER Frank | Course Umpire: | GRE | VLACHOS Charalampos |
| Starter: | GER | STAHLSCHMIDT Gunter | Course Umpire: | HUN | VASKUTI Istvan |
| | | | Chief Finish Judge: | ITA | LANZA Onorato |

| | | | | | |
|---------------------------|--------------------|--------|-------------|---------------|-------------------------------------------------------------------------------------------------------|
| Weather Conditions | Air Temperature: | 23.0°C | Wind Speed: | 4.0 / 3.8 m/s | Wind Direction:  |
| | Water Temperature: | 27.5°C | Conditions: | Sunny | |
| | Humidity: | 64.0% | | | |

Legend:

| | | | | | | | |
|----|---------------------|-----|-------------------------|----|-----------|---|------------|
| QF | Qualified for final | QS | Qualified for semifinal | ?? | Not clear | X | Eliminated |
| °C | Degree celsius | m/s | Metres per second | | | | |




Results
Αποτελέσματα / Résultats

Race 17

| Rank | Lane | NOC | BIB | Name | 250m | 500m | Q |
|------|------|------------|-----|--------------------|-----------|------------------------------------------|----|
| 1 | 4 | CAN | 49 | van KOEVERDEN Adam | 47.76 (1) | 1:37.591 (1) 49.831 (1) | QS |
| 2 | 6 | ARG | 1 | CORREA Javier | 47.97 (2) | 1:38.675 (2) 50.705 (3) 0.21 1.084 | QS |
| 3 | 5 | GER | 113 | ALTEPOST Lutz | 48.82 (3) | 1:38.859 (3) 50.039 (2) 1.06 1.268 | QS |
| 4 | 2 | POR | 180 | SILVA Emanuel | 48.91 (4) | 1:40.067 (4) 51.157 (5) 1.15 2.476 | QS |
| 5 | 7 | BRA | 26 | CUATTRIN Sebastian | 49.64 (6) | 1:40.999 (5) 51.359 (6) 1.88 3.408 | QS |
| 6 | 8 | SVK | 209 | CHORVATH Martin | 51.23 (7) | 1:42.383 (6) 51.153 (4) 3.47 4.792 | QS |
| 7 | 3 | SUI | 205 | FAEH Simon | 49.53 (5) | 1:42.415 (7) 52.885 (7) 1.77 4.824 | ?? |

| | |
|--------------------|-------------------------------------------|
| Progression | 1/6+3 best next by time to S.F., Rest Out |
|--------------------|-------------------------------------------|

| | | | | | |
|------------------------|-----|---------------------|----------------------------|-----|---------------|
| Chief Official: | CAN | GARNER Frank | Course Umpire: | GBR | BLAND Peter |
| Starter: | GER | STAHLSCHMIDT Gunter | Course Umpire: | POL | PISZCZ Rafal |
| | | | Chief Finish Judge: | ITA | LANZA Onorato |

| | | | | | |
|---------------------------|--------------------|--------|-------------|---------------|-------------------------------------------------------------------------------------------------------|
| Weather Conditions | Air Temperature: | 23.0°C | Wind Speed: | 4.2 / 3.8 m/s | Wind Direction:  |
| | Water Temperature: | 27.5°C | Conditions: | Sunny | |
| | Humidity: | 64.0% | | | |

Legend:

| | | | | | | | |
|----|---------------------|-----|-------------------------|----|-----------|---|------------|
| QF | Qualified for final | QS | Qualified for semifinal | ?? | Not clear | X | Eliminated |
| °C | Degree celsius | m/s | Metres per second | | | | |




Results
Αποτελέσματα / Résultats

Race 18

| Rank | Lane | NOC | BIB | Name | 250m | 500m | Q |
|------|------|------------|-----|----------------------|-------------|------------------------------|----|
| 1 | 6 | RSA | 192 | van COLLER Alan | 50.10 (3) | 1:40.089 (1) 49.989 (1) | QS |
| | | | | | 0.63 | | |
| 2 | 5 | USA | 239 | ZUR Rami | 49.87 (2) | 1:40.349 (2) 50.479 (2) | QS |
| | | | | | 0.40 | 0.260 | |
| 3 | 4 | LTU | 152 | DUONELA Alvydas | 49.47 (1) | 1:40.365 (3) 50.895 (3) | QS |
| | | | | | | 0.276 | |
| 4 | 3 | POL | 173 | BAUMANN Pawel | 50.51 (4) | 1:42.581 (4) 52.071 (4) | QS |
| | | | | | 1.04 | 2.492 | |
| 5 | 2 | GRE | 118 | PAPANDREOU Apostolos | 50.67 (5) | 1:44.217 (5) 53.547 (5) | QS |
| | | | | | 1.20 | 4.128 | |
| 6 | 8 | SEY | 203 | LESPOIR Tony | 58.05 (6) | 2:02.669 (6) 1:04.619 (7) | QS |
| | | | | | 8.58 | 22.580 | |
| 7 | 7 | NZL | 162 | FERGUSON Steven | 1:02.95 (7) | 2:06.937 (7) 1:03.987 (6) | X |
| | | | | | 13.48 | 26.848 | |

Progression 1/6+3 best next by time to S.F., Rest Out

| | | | | | |
|------------------------|-----|---------------------|----------------------------|-----|-----------------|
| Chief Official: | CAN | GARNER Frank | Course Umpire: | ARG | FARIAS Cecilia |
| Starter: | GER | STAHLSCHMIDT Gunter | Course Umpire: | SVK | HAVIAR Miroslav |
| | | | Chief Finish Judge: | ITA | LANZA Onorato |

| | | | | | |
|---------------------------|--------------------|--------|-------------|---------------|-------------------------------------------------------------------------------------------------------|
| Weather Conditions | Air Temperature: | 24.0°C | Wind Speed: | 5.4 / 4.0 m/s | Wind Direction:  |
| | Water Temperature: | 27.5°C | Conditions: | Sunny | |
| | Humidity: | 60.0% | | | |

Legend:

| | | | | | | | |
|----|---------------------|-----|-------------------------|----|-----------|---|------------|
| QF | Qualified for final | QS | Qualified for semifinal | ?? | Not clear | X | Eliminated |
| °C | Degree celsius | m/s | Metres per second | | | | |




Results
Αποτελέσματα / Résultats

Race 40

| Rank | Lane | NOC | BIB | Name | 250m | 500m | Q |
|------|------|------------|-----|---------------------|-----------|----------------------------|----|
| 1 | 5 | NOR | 155 | LARSEN Eirik Veraas | 48.35 (2) | 1:38.361 (1) 50.011 (1) | QF |
| | | | | | 0.39 | | |
| 2 | 4 | HUN | 132 | VERECKEI Akos | 48.60 (4) | 1:38.737 (2) 50.137 (2) | QF |
| | | | | | 0.64 | 0.376 | |
| 3 | 6 | ARG | 1 | CORREA Javier | 47.96 (1) | 1:39.525 (3) 51.565 (6) | QF |
| | | | | | | 1.164 | |
| 4 | 3 | LTU | 152 | DUONELA Alvydas | 48.75 (5) | 1:40.253 (4) 51.503 (5) | X |
| | | | | | 0.79 | 1.892 | |
| 5 | 1 | UZB | 245 | RYAHOV Anton | 48.44 (3) | 1:40.737 (5) 52.297 (7) | X |
| | | | | | 0.48 | 2.376 | |
| 6 | 8 | FIN | 89 | LATVAMAKI Kimmo | 50.04 (8) | 1:40.753 (6) 50.713 (3) | X |
| | | | | | 2.08 | 2.392 | |
| 7 | 9 | RUS | 195 | SHKIOTOV Andrey | 49.75 (6) | 1:40.765 (7) 51.015 (4) | X |
| | | | | | 1.79 | 2.404 | |
| 8 | 2 | BRA | 26 | CUATTRIN Sebastian | 49.84 (7) | 1:42.213 (8) 52.373 (8) | X |
| | | | | | 1.88 | 3.852 | |
| 9 | 7 | POL | 173 | BAUMANN Pawel | 50.39 (9) | 1:43.125 (9) 52.735 (9) | X |
| | | | | | 2.43 | 4.764 | |

| | |
|--------------------|------------------------|
| Progression | 1/3 to Final, Rest Out |
|--------------------|------------------------|

| | | | | | |
|------------------------|-----|---------------------|----------------------------|-----|---------------------|
| Chief Official: | CAN | GARNER Frank | Course Umpire: | GRE | VLACHOS Charalampos |
| Starter: | GER | STAHLSCHMIDT Gunter | Course Umpire: | HUN | VASKUTI Istvan |
| | | | Chief Finish Judge: | ITA | LANZA Onorato |

| | | | | | |
|---------------------------|--------------------|--------|-------------|---------------|-------------------------------------------------------------------------------------------------------|
| Weather Conditions | Air Temperature: | 19.0°C | Wind Speed: | 1.0 / 1.0 m/s | Wind Direction:  |
| | Water Temperature: | 26.0°C | Conditions: | Sunny | |
| | Humidity: | 68.0% | | | |

Legend:

| | | | | | | | |
|----|---------------------|-----|-------------------------|----|-----------|---|------------|
| QF | Qualified for final | QS | Qualified for semifinal | ?? | Not clear | X | Eliminated |
| °C | Degree celsius | m/s | Metres per second | | | | |




Results
Αποτελέσματα / Résultats

Race 41

| Rank | Lane | NOC | BIB | Name | 250m | 500m | Q |
|------|------|------------|-----|----------------------|-----------|----------------------------------------------|----|
| 1 | 5 | GBR | 96 | WYNNE Ian | 47.92 (1) | 1:38.911 (1) 50.991 (3) | QF |
| 2 | 3 | GER | 113 | ALTEPOST Lutz | 49.89 (8) | 1:39.643 (2) 49.753 (1) 1.97 0.732 | QF |
| 3 | 6 | FRA | 93 | AMIR TAHMASSEB Babak | 49.50 (7) | 1:40.467 (3) 50.967 (2) 1.58 1.556 | QF |
| 4 | 4 | USA | 239 | ZUR Rami | 48.26 (2) | 1:40.727 (4) 52.467 (5) 0.34 1.816 | X |
| 5 | 1 | SUI | 205 | FAEH Simon | 49.12 (6) | 1:41.039 (5) 51.919 (4) 1.20 2.128 | X |
| 6 | 8 | ESP | 88 | PEREZ Carlos | 48.36 (3) | 1:41.335 (6) 52.975 (6) 0.44 2.424 | X |
| 7 | 7 | POR | 180 | SILVA Emanuel | 48.97 (5) | 1:43.051 (7) 54.081 (7) 1.05 4.140 | X |
| 8 | 2 | ISR | 138 | KOLGANOV Michael | 48.60 (4) | 1:43.411 (8) 54.811 (8) 0.68 4.500 | X |
| 9 | 9 | SEY | 203 | LESPOIR Tony | 58.66 (9) | 2:04.975 (9) 1:06.315 (9) 10.74 26.064 | X |

| | |
|--------------------|------------------------|
| Progression | 1/3 to Final, Rest Out |
|--------------------|------------------------|

| | | | | | |
|------------------------|-----|---------------------|----------------------------|-----|---------------|
| Chief Official: | CAN | GARNER Frank | Course Umpire: | GBR | BLAND Peter |
| Starter: | GER | STAHLSCHMIDT Gunter | Course Umpire: | POL | PISZCZ Rafal |
| | | | Chief Finish Judge: | ITA | LANZA Onorato |

| | | | | | |
|---------------------------|--------------------|--------|-------------|---------------|-------------------------------------------------------------------------------------------------------|
| Weather Conditions | Air Temperature: | 19.0°C | Wind Speed: | 0.8 / 0.8 m/s | Wind Direction:  |
| | Water Temperature: | 26.0°C | Conditions: | Sunny | |
| | Humidity: | 68.0% | | | |

Legend:

| | | | | | | | |
|----|---------------------|-----|-------------------------|----|-----------|---|------------|
| QF | Qualified for final | QS | Qualified for semifinal | ?? | Not clear | X | Eliminated |
| °C | Degree celsius | m/s | Metres per second | | | | |




Results
Αποτελέσματα / Résultats

Race 42

| Rank | Lane | NOC | BIB | Name | 250m | 500m | Q |
|------|------|------------|-----|----------------------|-----------|------------------------------------------|----|
| 1 | 4 | CAN | 49 | van KOEVERDEN Adam | 47.48 (1) | 1:38.907 (1) 51.427 (2) | QF |
| 2 | 6 | AUS | 12 | BAGGALEY Nathan | 47.86 (2) | 1:39.031 (2) 51.171 (1) 0.38 0.124 | QF |
| 3 | 7 | ITA | 139 | FACCHIN Andrea | 48.95 (5) | 1:40.387 (3) 51.437 (3) 1.47 1.480 | QF |
| 4 | 5 | RSA | 192 | van COLLER Alan | 48.28 (3) | 1:41.131 (4) 52.851 (5) 0.80 2.224 | X |
| 5 | 1 | SWE | 216 | GUSTAFSSON Anders | 49.18 (6) | 1:41.291 (5) 52.111 (4) 1.70 2.384 | X |
| 6 | 3 | BUL | 33 | MERKOV Petar | 48.73 (4) | 1:42.207 (6) 53.477 (6) 1.25 3.300 | X |
| 7 | 8 | SVK | 209 | CHORVATH Martin | 49.48 (7) | 1:43.095 (7) 53.615 (7) 2.00 4.188 | X |
| 8 | 9 | CHN | 54 | LIU Haitao | 51.15 (9) | 1:46.179 (8) 55.029 (8) 3.67 7.272 | X |
| 9 | 2 | GRE | 118 | PAPANDREOU Apostolos | 50.93 (8) | 1:46.627 (9) 55.697 (9) 3.45 7.720 | X |

Progression 1/3 to Final, Rest Out

| | | | | | |
|------------------------|-----|---------------------|----------------------------|-----|-----------------|
| Chief Official: | CAN | GARNER Frank | Course Umpire: | ARG | FARIAS Cecilia |
| Starter: | GER | STAHLSCHMIDT Gunter | Course Umpire: | SVK | HAVIAR Miroslav |
| | | | Chief Finish Judge: | ITA | LANZA Onorato |

| | | | | | |
|---------------------------|--------------------|--------|-------------|---------------|-------------------------------------------------------------------------------------------------------|
| Weather Conditions | Air Temperature: | 19.0°C | Wind Speed: | 0.5 / 0.9 m/s | Wind Direction:  |
| | Water Temperature: | 26.0°C | Conditions: | Sunny | |
| | Humidity: | 68.0% | | | |

Legend:

| | | | | | | | |
|----|---------------------|-----|-------------------------|----|-----------|---|------------|
| QF | Qualified for final | QS | Qualified for semifinal | ?? | Not clear | X | Eliminated |
| °C | Degree celsius | m/s | Metres per second | | | | |



Rowing/Canoeing Centre
Ολυμπιακό Κωπηλατοδρόμιο Σχοινιά
CO Aviron & CF - Schinias

SAT 28 AUG 2004
08:30

Canoe / Kayak Flatwater Racing
Κανόε / Καγιάκ Σπριντ / Canoë-Kayak Course ligne

K1 500m MEN
Κ1 Ανδρών 500μ. / K1 500m - Hommes

Final
Τελικός / Finale



Results
Αποτελέσματα / Résultats

Race 57

| Rank | Lane | NOC | BIB | Name | 250m | 500m | Q |
|------|------|------------|-----|----------------------|-----------|----------------------------|---|
| 1 | 6 | CAN | 49 | van KOEVERDEN Adam | 47.99 (2) | 1:37.919 (1) 49.929 (4) | |
| | | | | | 1.00 | | |
| 2 | 2 | AUS | 12 | BAGGALEY Nathan | 46.99 (1) | 1:38.467 (2) 51.477 (7) | |
| | | | | | | 0.548 | |
| 3 | 4 | GBR | 96 | WYNNE Ian | 49.23 (6) | 1:38.547 (3) 49.317 (1) | |
| | | | | | 2.24 | 0.628 | |
| 4 | 5 | NOR | 155 | LARSEN Eirik Veraas | 48.84 (5) | 1:38.667 (4) 49.827 (3) | |
| | | | | | 1.85 | 0.748 | |
| 5 | 3 | HUN | 132 | VERECKEI Akos | 48.16 (3) | 1:39.315 (5) 51.155 (6) | |
| | | | | | 1.17 | 1.396 | |
| 6 | 7 | GER | 113 | ALTEPOST Lutz | 50.31 (9) | 1:39.647 (6) 49.337 (2) | |
| | | | | | 3.32 | 1.728 | |
| 7 | 1 | FRA | 93 | AMIR TAHMASSEB Babak | 49.82 (8) | 1:40.187 (7) 50.367 (5) | |
| | | | | | 2.83 | 2.268 | |
| 8 | 8 | ARG | 1 | CORREA Javier | 48.48 (4) | 1:40.639 (8) 52.159 (9) | |
| | | | | | 1.49 | 2.720 | |
| 9 | 9 | ITA | 139 | FACCHIN Andrea | 49.62 (7) | 1:41.575 (9) 51.955 (8) | |
| | | | | | 2.63 | 3.656 | |

| | | | | | |
|------------------------|-----|----------------------|----------------------------|-----|---------------------|
| Chief Official: | CAN | GARNER Frank | Course Umpire: | GRE | VLACHOS Charalampos |
| Starter: | GER | STAHLSCHEMIDT Gunter | Course Umpire: | HUN | VASKUTI Istvan |
| | | | Chief Finish Judge: | ITA | LANZA Onorato |

| | | | | | |
|---------------------------|--------------------|--------|-------------|---------------|-----------------|
| Weather Conditions | Air Temperature: | 22.0°C | Wind Speed: | 5.2 / 4.8 m/s | Wind Direction: |
| | Water Temperature: | 26.0°C | Conditions: | Sunny | |
| | Humidity: | 52.0% | | | |

Legend:

| | | | | | | | |
|----|---------------------|-----|-------------------------|----|-----------|---|------------|
| QF | Qualified for final | QS | Qualified for semifinal | ?? | Not clear | X | Eliminated |
| °C | Degree celsius | m/s | Metres per second | | | | |



Results Summary by Event

Συγκεντρωτικός Πίνακας Αποτελεσμάτων ανά Αγώνισμα / Résumé des résultats par épreuve

| Race | Date | Round | Rank | | | | | | | | | Progression |
|-------------------|-------------|-------|------------------------|------------------------|------------------------|------------------------|------------------------|------------------------|------------------------|------------------------|------------------------|----------------------------------------------|
| | | | 1 | 2 | 3 | 4 | 5 | 6 | 7 | 8 | 9 | |
| Heats | | | | | | | | | | | | |
| 15 | 24 AUG 2004 | 1 | NOR 1:36.905 | AUS 1:37.997 | FRA 1:39.401 | ISR 1:39.745 | FIN 1:40.645 | SWE 1:40.689 | RUS 1:40.809 | | | 1/6+3 best next by time to S.F., Rest Out |
| 16 | 24 AUG 2004 | 2 | GBR 1:37.341 | HUN 1:37.589 | BUL 1:38.725 | ITA 1:40.025 | ESP 1:40.149 | UZB 1:42.253 | CHN 1:43.337 | | | |
| 17 | 24 AUG 2004 | 3 | CAN 1:37.591 | ARG 1:38.675 | GER 1:38.859 | POR 1:40.067 | BRA 1:40.999 | SVK 1:42.383 | SUI 1:42.415 | | | |
| 18 | 24 AUG 2004 | 4 | RSA 1:40.089 | USA 1:40.349 | LTU 1:40.365 | POL 1:42.581 | GRE 1:44.217 | SEY 2:02.669 | NZL 2:06.937 | | | |
| Semifinals | | | | | | | | | | | | |
| 40 | 26 AUG 2004 | 1 | NOR 1:38.361 | HUN 1:38.737 | ARG 1:39.525 | LTU 1:40.253 | UZB 1:40.737 | FIN 1:40.753 | RUS 1:40.765 | BRA 1:42.213 | POL 1:43.125 | 1/3 to Final, Rest Out |
| 41 | 26 AUG 2004 | 2 | GBR 1:38.911 | GER 1:39.643 | FRA 1:40.467 | USA 1:40.727 | SUI 1:41.039 | ESP 1:41.335 | POR 1:43.051 | ISR 1:43.411 | SEY 2:04.975 | |
| 42 | 26 AUG 2004 | 3 | CAN 1:38.907 | AUS 1:39.031 | ITA 1:40.387 | RSA 1:41.131 | SWE 1:41.291 | BUL 1:42.207 | SVK 1:43.095 | CHN 1:46.179 | GRE 1:46.627 | |
| Final | | | | | | | | | | | | |
| 57 | 28 AUG 2004 | | CAN 1:37.919 | AUS 1:38.467 | GBR 1:38.547 | NOR 1:38.667 | HUN 1:39.315 | GER 1:39.647 | FRA 1:40.187 | ARG 1:40.639 | ITA 1:41.575 | |




Results
 Αποτελέσματα / Résultats

Race 19

| Rank | Lane | NOC | BIB | Name | 250m | 500m | Q |
|------|------|------------|-----|----------------------|-----------|---------------------------------------------|----|
| 1 | 5 | GER | 99 | DITTMER Andreas | 52.85 (1) | 1:49.146 (1) 56.296 (1) | QF |
| 2 | 6 | AUS | 13 | MARINOV Martin | 53.30 (2) | 1:49.698 (2) 56.398 (3) 0.45 0.552 | QS |
| 3 | 7 | CUB | 68 | PRUNA DIAZ Aldo | 53.89 (5) | 1:50.246 (3) 56.356 (2) 1.04 1.100 | QS |
| 4 | 4 | BLR | 17 | ZHUKOUSKI Aliaksandr | 53.80 (4) | 1:50.378 (4) 56.578 (4) 0.95 1.232 | QS |
| 5 | 3 | GRE | 116 | KILIGKARIDIS Andreas | 54.33 (6) | 1:53.662 (5) 59.332 (5) 1.48 4.516 | QS |
| 6 | 1 | UKR | 227 | CHEBAN Yuriy | 53.39 (3) | 2:00.238 (6) 1:06.848 (7) 0.54 11.092 | QS |
| 7 | 2 | URU | 228 | CORREA Darwin | 56.70 (7) | 2:02.014 (7) 1:05.314 (6) 3.85 12.868 | QS |

| | |
|--------------------|-------------------------------------|
| Progression | 1st to Final, 2/7 to S.F., Rest Out |
|--------------------|-------------------------------------|

| | | | | | |
|------------------------|-----|---------------------|----------------------------|-----|---------------------|
| Chief Official: | CAN | GARNER Frank | Course Umpire: | GRE | VLACHOS Charalampos |
| Starter: | GER | STAHLSCHMIDT Gunter | Course Umpire: | HUN | VASKUTI Istvan |
| | | | Chief Finish Judge: | ITA | LANZA Onorato |

| | | | | | |
|---------------------------|--------------------|--------|-------------|---------------|-------------------------------------------------------------------------------------------------------|
| Weather Conditions | Air Temperature: | 24.0°C | Wind Speed: | 4.2 / 3.8 m/s | Wind Direction:  |
| | Water Temperature: | 27.5°C | Conditions: | Sunny | |
| | Humidity: | 60.0% | | | |

Legend:

| | | | | | | | |
|----|---------------------|-----|-------------------------|----|-----------|---|------------|
| QF | Qualified for final | QS | Qualified for semifinal | ?? | Not clear | X | Eliminated |
| °C | Degree celsius | m/s | Metres per second | | | | |




Results
Αποτελέσματα / Résultats

Race 20

| Rank | Lane | NOC | BIB | Name | 250m | 500m | Q |
|------|------|------------|-----|--------------------------|-----------|--------------------------------------------|----|
| 1 | 5 | RUS | 194 | OPALEV Maxim | 52.11 (1) | 1:48.144 (1) 56.034 (2) | QF |
| 2 | 2 | LAT | 151 | VINOGRADOVS Dagnis | 54.45 (3) | 1:50.776 (2) 56.326 (3) 2.34 2.632 | QS |
| 3 | 6 | ROM | 182 | MIRONCIC Florin Georgian | 54.60 (4) | 1:51.568 (3) 56.968 (4) 2.49 3.424 | QS |
| 4 | 4 | CHN | 52 | WANG Bing | 55.97 (5) | 1:51.920 (4) 55.950 (1) 3.86 3.776 | QS |
| 5 | 3 | CRO | 67 | HORVATICEK Emanuel | 56.58 (6) | 1:55.528 (5) 58.948 (5) 4.47 7.384 | QS |
| 6 | 7 | KAZ | 148 | NURMAGANBETOV Kaissar | 53.27 (2) | 1:55.636 (6) 1:02.366 (6) 1.16 7.492 | QS |

| | |
|--------------------|-------------------------------------|
| Progression | 1st to Final, 2/7 to S.F., Rest Out |
|--------------------|-------------------------------------|

| | | | | | |
|------------------------|-----|----------------------|----------------------------|-----|---------------|
| Chief Official: | CAN | GARNER Frank | Course Umpire: | GBR | BLAND Peter |
| Starter: | GER | STAHLSCHEMIDT Gunter | Course Umpire: | POL | PISZCZ Rafal |
| | | | Chief Finish Judge: | ITA | LANZA Onorato |

| | | | | | |
|---------------------------|--------------------|--------|-------------|---------------|-------------------------------------------------------------------------------------------------------|
| Weather Conditions | Air Temperature: | 24.0°C | Wind Speed: | 4.4 / 3.6 m/s | Wind Direction:  |
| | Water Temperature: | 27.5°C | Conditions: | Sunny | |
| | Humidity: | 60.0% | | | |

Legend:

| | | | | | | | |
|----|---------------------|-----|-------------------------|----|-----------|---|------------|
| QF | Qualified for final | QS | Qualified for semifinal | ?? | Not clear | X | Eliminated |
| °C | Degree celsius | m/s | Metres per second | | | | |




Results
Αποτελέσματα / Résultats

Race 21

| Rank | Lane | NOC | BIB | Name | 250m | 500m | Q |
|------|------|------------|-----|-------------------|-----------|--------------------------------------------|----|
| 1 | 4 | ESP | 86 | CAL David | 52.44 (1) | 1:48.397 (1) 55.957 (3) | QF |
| 2 | 5 | CZE | 72 | DOKTOR Martin | 53.82 (2) | 1:49.557 (2) 55.737 (2) 1.38 1.160 | QS |
| 3 | 2 | CAN | 47 | DALTON Richard | 54.47 (5) | 1:50.005 (3) 55.535 (1) 2.03 1.608 | QS |
| 4 | 6 | HUN | 134 | JOOB Marton | 54.01 (4) | 1:51.025 (4) 57.015 (4) 1.57 2.628 | QS |
| 5 | 3 | BUL | 34 | ATANASOV Stanimir | 54.00 (3) | 1:52.917 (5) 58.917 (5) 1.56 4.520 | QS |
| 6 | 7 | SVK | 208 | OSTRCIL Marian | 57.00 (6) | 1:58.357 (6) 1:01.357 (6) 4.56 9.960 | QS |

| | |
|--------------------|-------------------------------------|
| Progression | 1st to Final, 2/7 to S.F., Rest Out |
|--------------------|-------------------------------------|

| | | | | | |
|------------------------|-----|----------------------|----------------------------|-----|-----------------|
| Chief Official: | CAN | GARNER Frank | Course Umpire: | ARG | FARIAS Cecilia |
| Starter: | GER | STAHLSCHEMIDT Gunter | Course Umpire: | SVK | HAVIAR Miroslav |
| | | | Chief Finish Judge: | ITA | LANZA Onorato |

| | | | | | |
|---------------------------|--------------------|--------|-------------|---------------|-------------------------------------------------------------------------------------------------------|
| Weather Conditions | Air Temperature: | 24.0°C | Wind Speed: | 3.5 / 3.8 m/s | Wind Direction:  |
| | Water Temperature: | 27.5°C | Conditions: | Sunny | |
| | Humidity: | 60.0% | | | |

Legend:

| | | | | | | | |
|----|---------------------|-----|-------------------------|----|-----------|---|------------|
| QF | Qualified for final | QS | Qualified for semifinal | ?? | Not clear | X | Eliminated |
| °C | Degree celsius | m/s | Metres per second | | | | |




Results
Αποτελέσματα / Résultats

Race 43

| Rank | Lane | NOC | BIB | Name | 250m | 500m | Q |
|------|------|------------|-----|--------------------------|-----------|------------------------------------------|----|
| 1 | 5 | CZE | 72 | DOKTOR Martin | 53.79 (1) | 1:50.253 (1) 56.463 (1) | QF |
| 2 | 3 | HUN | 134 | JOOB Marton | 53.90 (2) | 1:50.813 (2) 56.913 (2) 0.11 0.560 | QF |
| 3 | 7 | CHN | 52 | WANG Bing | 53.99 (3) | 1:51.649 (3) 57.659 (4) 0.20 1.396 | QF |
| 4 | 6 | CUB | 68 | PRUNA DIAZ Aldo | 54.29 (5) | 1:53.229 (4) 58.939 (6) 0.50 2.976 | X |
| 5 | 8 | KAZ | 148 | NURMAGANBETOV Kaissar | 54.60 (6) | 1:53.333 (5) 58.733 (5) 0.81 3.080 | X |
| 6 | 9 | UKR | 227 | CHEBAN Yuriy | 56.03 (8) | 1:53.385 (6) 57.355 (3) 2.24 3.132 | X |
| 7 | 2 | GRE | 116 | KILIGKARIDIS Andreas | 54.20 (4) | 1:53.793 (7) 59.593 (8) 0.41 3.540 | X |
| 8 | 4 | ROM | 182 | MIRONCIC Florin Georgian | 54.88 (7) | 1:53.957 (8) 59.077 (7) 1.09 3.704 | X |

| | |
|--------------------|------------------------|
| Progression | 1/3 to Final, Rest Out |
|--------------------|------------------------|

| | | | | | |
|------------------------|-----|---------------------|----------------------------|-----|---------------------|
| Chief Official: | CAN | GARNER Frank | Course Umpire: | GRE | VLACHOS Charalampos |
| Starter: | GER | STAHLSCHMIDT Gunter | Course Umpire: | HUN | VASKUTI Istvan |
| | | | Chief Finish Judge: | ITA | LANZA Onorato |

| | | | | | |
|---------------------------|--------------------|--------|-------------|---------------|-------------------------------------------------------------------------------------------------------|
| Weather Conditions | Air Temperature: | 19.0°C | Wind Speed: | 0.3 / 0.3 m/s | Wind Direction:  |
| | Water Temperature: | 26.0°C | Conditions: | Sunny | |
| | Humidity: | 68.0% | | | |

Legend:

| | | | | | | | |
|----|---------------------|-----|-------------------------|----|-----------|---|------------|
| QF | Qualified for final | QS | Qualified for semifinal | ?? | Not clear | X | Eliminated |
| °C | Degree celsius | m/s | Metres per second | | | | |




Results
Αποτελέσματα / Résultats

Race 44

| Rank | Lane | NOC | BIB | Name | 250m | 500m | Q |
|------|------|------------|-----|----------------------|-----------|------------------------------|----|
| 1 | 3 | BLR | 17 | ZHUKOUSKI Aliaksandr | 53.85 (2) | 1:50.563 (1) 56.713 (3) | QF |
| | | | | | 0.63 | | |
| 2 | 2 | BUL | 34 | ATANASOV Stanimir | 53.22 (1) | 1:50.631 (2) 57.411 (5) | QF |
| | | | | | | 0.068 | |
| 3 | 6 | CAN | 47 | DALTON Richard | 54.57 (3) | 1:51.027 (3) 56.457 (2) | QF |
| | | | | | 1.35 | 0.464 | |
| 4 | 5 | AUS | 13 | MARINOV Martin | 55.07 (4) | 1:51.219 (4) 56.149 (1) | X |
| | | | | | 1.85 | 0.656 | |
| 5 | 4 | LAT | 151 | VINOGRADOVS Dagnis | 55.45 (5) | 1:52.511 (5) 57.061 (4) | X |
| | | | | | 2.23 | 1.948 | |
| 6 | 8 | SVK | 208 | OSTRCIL Marian | 55.46 (6) | 1:52.871 (6) 57.411 (6) | X |
| | | | | | 2.24 | 2.308 | |
| 7 | 9 | URU | 228 | CORREA Darwin | 59.04 (8) | 1:58.727 (7) 59.687 (7) | X |
| | | | | | 5.82 | 8.164 | |
| 8 | 7 | CRO | 67 | HORVATICEK Emanuel | 57.70 (7) | 2:06.347 (8) 1:08.647 (8) | X |
| | | | | | 4.48 | 15.784 | |

| | |
|--------------------|------------------------|
| Progression | 1/3 to Final, Rest Out |
|--------------------|------------------------|

| | | | | | |
|------------------------|-----|---------------------|----------------------------|-----|---------------|
| Chief Official: | CAN | GARNER Frank | Course Umpire: | GBR | BLAND Peter |
| Starter: | GER | STAHLSCHMIDT Gunter | Course Umpire: | POL | PISZCZ Rafal |
| | | | Chief Finish Judge: | ITA | LANZA Onorato |

| | | | | | |
|---------------------------|--------------------|--------|-------------|---------------|-------------------------------------------------------------------------------------------------------|
| Weather Conditions | Air Temperature: | 19.0°C | Wind Speed: | 0.4 / 0.4 m/s | Wind Direction:  |
| | Water Temperature: | 26.0°C | Conditions: | Sunny | |
| | Humidity: | 68.0% | | | |

Legend:

| | | | | | | | |
|----|---------------------|-----|-------------------------|----|-----------|---|------------|
| QF | Qualified for final | QS | Qualified for semifinal | ?? | Not clear | X | Eliminated |
| °C | Degree celsius | m/s | Metres per second | | | | |



Rowing/Canoeing Centre
Ολυμπιακό Κωπηλατοδρόμιο Σχοινιά
CO Aviron & CF - Schinias

SAT 28 AUG 2004
08:45

Canoe / Kayak Flatwater Racing
Κανόε / Καγιάκ Σπριντ / Canoë-Kayak Course ligne

C1 500m MEN
C1 Ανδρών 500μ. / C1 500m - Hommes

Final
Τελικός / Finale



Results
Αποτελέσματα / Résultats

Race 58

| Rank | Lane | NOC | BIB | Name | 250m | 500m | Q |
|------|------|------------|-----|----------------------|-----------|----------------------------|---|
| 1 | 5 | GER | 99 | DITTMER Andreas | 52.89 (4) | 1:46.383 (1) 53.493 (1) | |
| | | | | | 2.00 | | |
| 2 | 6 | ESP | 86 | CAL David | 52.43 (2) | 1:46.723 (2) 54.293 (2) | |
| | | | | | 1.54 | 0.340 | |
| 3 | 4 | RUS | 194 | OPALEV Maxim | 50.89 (1) | 1:47.767 (3) 56.877 (9) | |
| | | | | | | 1.384 | |
| 4 | 7 | BLR | 17 | ZHUKOUSKI Aliaksandr | 53.21 (6) | 1:47.903 (4) 54.693 (5) | |
| | | | | | 2.32 | 1.520 | |
| 5 | 3 | CZE | 72 | DOKTOR Martin | 53.50 (7) | 1:47.999 (5) 54.499 (3) | |
| | | | | | 2.61 | 1.616 | |
| 6 | 9 | CAN | 47 | DALTON Richard | 53.59 (8) | 1:48.103 (6) 54.513 (4) | |
| | | | | | 2.70 | 1.720 | |
| 7 | 8 | HUN | 134 | JOOB Marton | 52.72 (3) | 1:48.195 (7) 55.475 (6) | |
| | | | | | 1.83 | 1.812 | |
| 8 | 2 | BUL | 34 | ATANASOV Stanimir | 53.09 (5) | 1:49.759 (8) 56.669 (8) | |
| | | | | | 2.20 | 3.376 | |
| 9 | 1 | CHN | 52 | WANG Bing | 53.71 (9) | 1:49.903 (9) 56.193 (7) | |
| | | | | | 2.82 | 3.520 | |

| | | | | | |
|------------------------|-----|----------------------|----------------------------|-----|---------------|
| Chief Official: | CAN | GARNER Frank | Course Umpire: | GBR | BLAND Peter |
| Starter: | GER | STAHLSCHEMIDT Gunter | Course Umpire: | POL | PISZCZ Rafal |
| | | | Chief Finish Judge: | ITA | LANZA Onorato |

| | | | | | |
|---------------------------|--------------------|--------|-------------|---------------|-----------------|
| Weather Conditions | Air Temperature: | 23.0°C | Wind Speed: | 5.0 / 5.0 m/s | Wind Direction: |
| | Water Temperature: | 26.0°C | Conditions: | Sunny | |
| | Humidity: | 49.0% | | | |

Legend:

| | | | | | | | |
|----|---------------------|-----|-------------------------|----|-----------|---|------------|
| QF | Qualified for final | QS | Qualified for semifinal | ?? | Not clear | X | Eliminated |
| °C | Degree celsius | m/s | Metres per second | | | | |



Results Summary by Event

Συγκεντρωτικός Πίνακας Αποτελεσμάτων ανά Αγώνισμα / Résumé des résultats par épreuve

| Race | Date | Round | Rank | | | | | | | | | Progression |
|-------------------|-------------|-------|------------------------|------------------------|------------------------|------------------------|------------------------|------------------------|------------------------|----------------------------------------|------------------------|-------------|
| | | | 1 | 2 | 3 | 4 | 5 | 6 | 7 | 8 | 9 | |
| Heats | | | | | | | | | | | | |
| 19 | 24 AUG 2004 | 1 | GER 1:49.146 | AUS 1:49.698 | CUB 1:50.246 | BLR 1:50.378 | GRE 1:53.662 | UKR 2:00.238 | URU 2:02.014 | 1st to Final, 2/7 to S.F., Rest Out | | |
| 20 | 24 AUG 2004 | 2 | RUS 1:48.144 | LAT 1:50.776 | ROM 1:51.568 | CHN 1:51.920 | CRO 1:55.528 | KAZ 1:55.636 | | | | |
| 21 | 24 AUG 2004 | 3 | ESP 1:48.397 | CZE 1:49.557 | CAN 1:50.005 | HUN 1:51.025 | BUL 1:52.917 | SVK 1:58.357 | | | | |
| Semifinals | | | | | | | | | | | | |
| 43 | 26 AUG 2004 | 1 | CZE 1:50.253 | HUN 1:50.813 | CHN 1:51.649 | CUB 1:53.229 | KAZ 1:53.333 | UKR 1:53.385 | GRE 1:53.793 | ROM 1:53.957 | 1/3 to Final, Rest Out | |
| 44 | 26 AUG 2004 | 2 | BLR 1:50.563 | BUL 1:50.631 | CAN 1:51.027 | AUS 1:51.219 | LAT 1:52.511 | SVK 1:52.871 | URU 1:58.727 | CRO 2:06.347 | | |
| Final | | | | | | | | | | | | |
| 58 | 28 AUG 2004 | | GER 1:46.383 | ESP 1:46.723 | RUS 1:47.767 | BLR 1:47.903 | CZE 1:47.999 | CAN 1:48.103 | HUN 1:48.195 | BUL 1:49.759 | CHN 1:49.903 | |




Results
Αποτελέσματα / Résultats

Race 22

| Rank | Lane | NOC | BIB | Name | 250m | 500m | Q |
|------|------|------------|-----|-----------------------|-------------|---------------------------------------------|-----|
| 1 | 5 | HUN | 131 | JANICS Natasa | 54.31 (1) | 1:49.870 (1) 55.560 (1) | QF |
| 2 | 6 | GER | 115 | WAGNER Katrin | 57.08 (5) | 1:53.234 (2) 56.154 (2) 2.77 3.364 | QS |
| 3 | 1 | ISR | 137 | PEISAKHOVITCH Larissa | 55.12 (2) | 1:54.234 (3) 59.114 (3) 0.81 4.364 | QS |
| 4 | 4 | CHN | 59 | LI Ting | 55.35 (3) | 1:55.474 (4) 1:00.124 (4) 1.04 5.604 | QS |
| 5 | 3 | FRA | 94 | MARIE Nathalie | 56.32 (4) | 1:57.342 (5) 1:01.022 (5) 2.01 7.472 | QS |
| 6 | 2 | ARG | 2 | LAURO Fernanda | 58.14 (6) | 1:59.474 (6) 1:01.334 (6) 3.83 9.604 | QS |
| 7 | 8 | VIE | 247 | DOAN Thi Cach | 1:02.74 (7) | 2:06.126 (7) 1:03.386 (7) 8.43 16.256 | QS |
| 7 | | KAZ | 149 | SERGEYEVA Natalya | | | DSQ |

Progression 1st to Final, 2/7 to S.F., Rest Out

| | | | | | |
|------------------------|-----|----------------------|----------------------------|-----|---------------------|
| Chief Official: | CAN | GARNER Frank | Course Umpire: | GRE | VLACHOS Charalampos |
| Starter: | GER | STAHLSCHEMIDT Gunter | Course Umpire: | HUN | VASKUTI Istvan |
| | | | Chief Finish Judge: | ITA | LANZA Onorato |

| | | | | | |
|---------------------------|--------------------|--------|-------------|---------------|-------------------------------------------------------------------------------------------------------|
| Weather Conditions | Air Temperature: | 24.0°C | Wind Speed: | 4.6 / 4.0 m/s | Wind Direction:  |
| | Water Temperature: | 27.5°C | Conditions: | Sunny | |
| | Humidity: | 60.0% | | | |

Legend:

| | | | | | | | |
|-----|---------------------|----|-------------------------|-----|-------------------|---|------------|
| QF | Qualified for final | QS | Qualified for semifinal | ?? | Not clear | X | Eliminated |
| DSQ | Disqualified | °C | Degree celsius | m/s | Metres per second | | |




Results
Αποτελέσματα / Résultats

Race 23

| Rank | Lane | NOC | BIB | Name | 250m | 500m | Q |
|------|------|------------|-----|--------------------|-----------|------------------------------|----|
| 1 | 5 | CAN | 50 | BRUNET Caroline | 54.99 (2) | 1:50.366 (1) 55.376 (1) | QF |
| | | | | | 0.37 | | |
| 2 | 4 | ITA | 140 | IDEM Josefa | 54.62 (1) | 1:50.466 (2) 55.846 (2) | QS |
| | | | | | | 0.100 | |
| 3 | 6 | BEL | 14 | SANTY Petra | 55.30 (3) | 1:52.834 (3) 57.534 (3) | QS |
| | | | | | 0.68 | 2.468 | |
| 4 | 7 | GBR | 98 | HARDY Lucy | 56.61 (6) | 1:54.518 (4) 57.908 (4) | QS |
| | | | | | 1.99 | 4.152 | |
| 5 | 3 | CZE | 73 | STRNADOVA Michaela | 56.09 (4) | 1:55.806 (5) 59.716 (6) | QS |
| | | | | | 1.47 | 5.440 | |
| 6 | 2 | UZB | 240 | BORZOVA Yulia | 57.24 (7) | 1:56.586 (6) 59.346 (5) | QS |
| | | | | | 2.62 | 6.220 | |
| 7 | 8 | AUS | 6 | RANKIN Amanda | 56.21 (5) | 1:56.678 (7) 1:00.468 (7) | QS |
| | | | | | 1.59 | 6.312 | |
| 8 | 1 | INA | 135 | ARONGGEAR Sarce | 58.21 (8) | 2:03.790 (8) 1:05.580 (8) | X |
| | | | | | 3.59 | 13.424 | |

Progression 1st to Final, 2/7 to S.F., Rest Out

| | | | | | |
|------------------------|-----|---------------------|----------------------------|-----|---------------|
| Chief Official: | CAN | GARNER Frank | Course Umpire: | GBR | BLAND Peter |
| Starter: | GER | STAHLSCHMIDT Gunter | Course Umpire: | POL | PISZCZ Rafal |
| | | | Chief Finish Judge: | ITA | LANZA Onorato |

| | | | | | |
|---------------------------|--------------------|--------|-------------|---------------|-------------------------------------------------------------------------------------------------------|
| Weather Conditions | Air Temperature: | 24.0°C | Wind Speed: | 5.8 / 4.0 m/s | Wind Direction:  |
| | Water Temperature: | 27.5°C | Conditions: | Sunny | |
| | Humidity: | 60.0% | | | |

Legend:

| | | | | | | | |
|----|---------------------|-----|-------------------------|----|-----------|---|------------|
| QF | Qualified for final | QS | Qualified for semifinal | ?? | Not clear | X | Eliminated |
| °C | Degree celsius | m/s | Metres per second | | | | |




Results
 Αποτελέσματα / Résultats

Race 24

| Rank | Lane | NOC | BIB | Name | 250m | 500m | Q |
|------|------|------------|-----|-----------------------------|-----------|------------------------------|----|
| 1 | 7 | SVK | 207 | ERBANOVA Marcela | 56.73 (3) | 1:53.508 (1) 56.778 (2) | QF |
| | | | | | 0.36 | | |
| 2 | 5 | POL | 167 | PASTUSZKA Aneta | 56.37 (1) | 1:53.840 (2) 57.470 (3) | QS |
| | | | | | | 0.332 | |
| 3 | 1 | GRE | 117 | ALEXOPOULOU Athina-Theodora | 56.52 (2) | 1:54.828 (3) 58.308 (4) | QS |
| | | | | | | 0.15 1.320 | |
| 4 | 3 | FIN | 90 | HONKANEN Jenni | 59.51 (7) | 1:55.244 (4) 55.734 (1) | QS |
| | | | | | | 3.14 1.736 | |
| 5 | 4 | USA | 238 | JOHNSON Carrie | 57.71 (4) | 1:57.708 (5) 59.998 (5) | QS |
| | | | | | | 1.34 4.200 | |
| 6 | 6 | RUS | 196 | KOSTENKO Olga | 57.84 (5) | 1:58.520 (6) 1:00.680 (6) | QS |
| | | | | | | 1.47 5.012 | |
| 7 | 2 | JPN | 143 | SHIRATA Miyuki | 58.81 (6) | 2:00.860 (7) 1:02.050 (7) | QS |
| | | | | | | 2.44 7.352 | |

| | |
|--------------------|-------------------------------------|
| Progression | 1st to Final, 2/7 to S.F., Rest Out |
|--------------------|-------------------------------------|

| | | | | | |
|------------------------|-----|---------------------|----------------------------|-----|-----------------|
| Chief Official: | CAN | GARNER Frank | Course Umpire: | ARG | FARIAS Cecilia |
| Starter: | GER | STAHLSCHMIDT Gunter | Course Umpire: | SVK | HAVIAR Miroslav |
| | | | Chief Finish Judge: | ITA | LANZA Onorato |

| | | | | | |
|---------------------------|--------------------|--------|-------------|---------------|-------------------------------------------------------------------------------------------------------|
| Weather Conditions | Air Temperature: | 24.0°C | Wind Speed: | 5.0 / 3.8 m/s | Wind Direction:  |
| | Water Temperature: | 27.5°C | Conditions: | Sunny | |
| | Humidity: | 60.0% | | | |

Legend:

| | | | | | | | |
|----|---------------------|-----|-------------------------|----|-----------|---|------------|
| QF | Qualified for final | QS | Qualified for semifinal | ?? | Not clear | X | Eliminated |
| °C | Degree celsius | m/s | Metres per second | | | | |




Results
Αποτελέσματα / Résultats

Race 45

| Rank | Lane | NOC | BIB | Name | 250m | 500m | Q |
|------|------|------------|-----|-----------------------|-----------|--------------------------------------------|----|
| 1 | 5 | GER | 115 | WAGNER Katrin | 53.81 (1) | 1:52.630 (1) 58.820 (3) | QF |
| 2 | 3 | FIN | 90 | HONKANEN Jenni | 55.81 (7) | 1:53.050 (2) 57.240 (1) 2.00 0.420 | QF |
| 3 | 7 | CHN | 59 | LI Ting | 55.28 (4) | 1:53.598 (3) 58.318 (2) 1.47 0.968 | QF |
| 4 | 4 | BEL | 14 | SANTY Petra | 55.07 (3) | 1:54.534 (4) 59.464 (4) 1.26 1.904 | X |
| 5 | 6 | GRE | 117 | ALEXOPOULOU Athina-T. | 55.43 (5) | 1:54.950 (5) 59.520 (5) 1.62 2.320 | X |
| 6 | 8 | RUS | 196 | KOSTENKO Olga | 55.66 (6) | 1:55.766 (6) 1:00.106 (7) 1.85 3.136 | X |
| 7 | 2 | CZE | 73 | STRNADOVA Michaela | 56.24 (8) | 1:56.154 (7) 59.914 (6) 2.43 3.524 | X |
| 8 | 9 | AUS | 6 | RANKIN Amanda | 54.18 (2) | 1:56.198 (8) 1:02.018 (8) 0.37 3.568 | X |
| 9 | 1 | ARG | 2 | LAURO Fernanda | 57.06 (9) | 2:00.198 (9) 1:03.138 (9) 3.25 7.568 | X |

| | |
|--------------------|------------------------|
| Progression | 1/3 to Final, Rest Out |
|--------------------|------------------------|

| | | | | | |
|------------------------|-----|---------------------|----------------------------|-----|-----------------|
| Chief Official: | CAN | GARNER Frank | Course Umpire: | ARG | FARIAS Cecilia |
| Starter: | GER | STAHLSCHMIDT Gunter | Course Umpire: | SVK | HAVIAR Miroslav |
| | | | Chief Finish Judge: | ITA | LANZA Onorato |

| | | | | | |
|---------------------------|--------------------|--------|-------------|---------------|-------------------------------------------------------------------------------------------------------|
| Weather Conditions | Air Temperature: | 19.0°C | Wind Speed: | 1.1 / 0.2 m/s | Wind Direction:  |
| | Water Temperature: | 26.0°C | Conditions: | Sunny | |
| | Humidity: | 68.0% | | | |

Legend:

| | | | | | | | |
|----|---------------------|-----|-------------------------|----|-----------|---|------------|
| QF | Qualified for final | QS | Qualified for semifinal | ?? | Not clear | X | Eliminated |
| °C | Degree celsius | m/s | Metres per second | | | | |



Results
Αποτελέσματα / Résultats


Race 46

CORRECTED

| Rank | Lane | NOC | BIB | Name | 250m | 500m | Q |
|------|------|------------|-----|-----------------------|-------------|---------------------------------------------|-----|
| 1 | 5 | ITA | 140 | IDEM Josefa | 52.74 (1) | 1:50.844 (1) 58.104 (1) | QF |
| 2 | 6 | ISR | 137 | PEISAKHOVITCH Larissa | 55.63 (2) | 1:55.096 (2) 59.466 (3) 2.89 4.252 | QF |
| 3 | 3 | GBR | 98 | HARDY Lucy | 57.43 (6) | 1:56.432 (3) 59.002 (2) 4.69 5.588 | QF |
| 4 | 2 | USA | 238 | JOHNSON Carrie | 56.76 (4) | 1:56.712 (4) 59.952 (4) 4.02 5.868 | X |
| 5 | 7 | FRA | 94 | MARIE Nathalie | 56.10 (3) | 1:57.944 (5) 1:01.844 (5) 3.36 7.100 | X |
| 6 | 8 | UZB | 240 | BORZOVA Yulia | 57.11 (5) | 1:59.560 (6) 1:02.450 (6) 4.37 8.716 | X |
| 7 | 9 | JPN | 143 | SHIRATA Miyuki | 58.20 (7) | 2:03.076 (7) 1:04.876 (8) 5.46 12.232 | X |
| 8 | 1 | VIE | 247 | DOAN Thi Cach | 1:02.65 (8) | 2:06.692 (8) 1:04.042 (7) 9.91 15.848 | X |
| 4 | | POL | 167 | PASTUSZKA Aneta | | | DSQ |

| | |
|--------------------|------------------------|
| Progression | 1/3 to Final, Rest Out |
|--------------------|------------------------|

| | | | | | |
|------------------------|-----|---------------------|----------------------------|-----|---------------------|
| Chief Official: | CAN | GARNER Frank | Course Umpire: | GRE | VLACHOS Charalampos |
| Starter: | GER | STAHLSCHMIDT Gunter | Course Umpire: | HUN | VASKUTI Istvan |
| | | | Chief Finish Judge: | ITA | LANZA Onorato |

| | | | | | |
|---------------------------|--------------------|--------|-------------|---------------|-------------------------------------------------------------------------------------------------------|
| Weather Conditions | Air Temperature: | 19.0°C | Wind Speed: | 0.4 / 0.4 m/s | Wind Direction:  |
| | Water Temperature: | 26.0°C | Conditions: | Sunny | |
| | Humidity: | 68.0% | | | |

Legend:

| | | | | | | | |
|-----|---------------------|----|-------------------------|-----|-------------------|---|------------|
| QF | Qualified for final | QS | Qualified for semifinal | ?? | Not clear | X | Eliminated |
| DSQ | Disqualified | °C | Degree celsius | m/s | Metres per second | | |

POL disqualified (under weight)



Rowing/Canoeing Centre
Ολυμπιακό Κωπηλατοδρόμιο Σχοινιά
CO Aviron & CF - Schinias

SAT 28 AUG 2004
09:20

Canoe / Kayak Flatwater Racing
Κανόε / Καγιάκ Σπριντ / Canoë-Kayak Course ligne

K1 500m WOMEN
Κ1 Γυναικών 500μ. / K1 500m - Femmes

Final
Τελικός / Finale



Results
Αποτελέσματα / Résultats

Race 59

| Rank | Lane | NOC | BIB | Name | 250m | 500m | Q |
|------|------|------------|-----|-----------------------|-----------|------------------------------------------|---|
| 1 | 5 | HUN | 131 | JANICS Natasa | 53.34 (1) | 1:47.741 (1) 54.401 (1) | |
| 2 | 7 | ITA | 140 | IDEM Josefa | 54.07 (2) | 1:49.729 (2) 55.659 (2) 0.73 1.988 | |
| 3 | 4 | CAN | 50 | BRUNET Caroline | 54.15 (3) | 1:50.601 (3) 56.451 (3) 0.81 2.860 | |
| 4 | 3 | GER | 115 | WAGNER Katrin | 54.69 (4) | 1:52.557 (4) 57.867 (9) 1.35 4.816 | |
| 5 | 6 | SVK | 207 | ERBANOVA Marcela | 55.69 (6) | 1:52.685 (5) 56.995 (6) 2.35 4.944 | |
| 6 | 2 | ISR | 137 | PEISAKHOVITCH Larissa | 55.43 (5) | 1:53.089 (6) 57.659 (8) 2.09 5.348 | |
| 7 | 9 | GBR | 98 | HARDY Lucy | 56.73 (7) | 1:53.717 (7) 56.987 (5) 3.39 5.976 | |
| 8 | 8 | FIN | 90 | HONKANEN Jenni | 57.14 (9) | 1:53.937 (8) 56.797 (4) 3.80 6.196 | |
| 9 | 1 | CHN | 59 | LI Ting | 56.88 (8) | 1:54.473 (9) 57.593 (7) 3.54 6.732 | |

| | | | | | |
|------------------------|-----|----------------------|----------------------------|-----|-----------------|
| Chief Official: | CAN | GARNER Frank | Course Umpire: | ARG | FARIAS Cecilia |
| Starter: | GER | STAHLSCHEMIDT Gunter | Course Umpire: | SVK | HAVIAR Miroslav |
| | | | Chief Finish Judge: | ITA | LANZA Onorato |

| | | | | | |
|---------------------------|--------------------|--------|-------------|---------------|-----------------|
| Weather Conditions | Air Temperature: | 23.0°C | Wind Speed: | 4.5 / 4.4 m/s | Wind Direction: |
| | Water Temperature: | 26.0°C | Conditions: | Sunny | |
| | Humidity: | 49.0% | | | |

Legend:

| | | | | | | | |
|----|---------------------|-----|-------------------------|----|-----------|---|------------|
| QF | Qualified for final | QS | Qualified for semifinal | ?? | Not clear | X | Eliminated |
| °C | Degree celsius | m/s | Metres per second | | | | |



Results Summary by Event

Συγκεντρωτικός Πίνακας Αποτελεσμάτων ανά Αγώνισμα / Résumé des résultats par épreuve

| Race | Date | Round | Rank | | | | | | | | | Progression |
|-------------------|-------------|-------|------------------------|------------------------|------------------------|------------------------|------------------------|------------------------|------------------------|------------------------|----------------------------------------|------------------------|
| | | | 1 | 2 | 3 | 4 | 5 | 6 | 7 | 8 | 9 | |
| Heats | | | | | | | | | | | | |
| 22 | 24 AUG 2004 | 1 | HUN 1:49.870 | GER 1:53.234 | ISR 1:54.234 | CHN 1:55.474 | FRA 1:57.342 | ARG 1:59.474 | VIE 2:06.126 | KAZ DSQ | 1st to Final, 2/7 to S.F., Rest Out | |
| 23 | 24 AUG 2004 | 2 | CAN 1:50.366 | ITA 1:50.466 | BEL 1:52.834 | GBR 1:54.518 | CZE 1:55.806 | UZB 1:56.586 | AUS 1:56.678 | INA 2:03.790 | | |
| 24 | 24 AUG 2004 | 3 | SVK 1:53.508 | POL 1:53.840 | GRE 1:54.828 | FIN 1:55.244 | USA 1:57.708 | RUS 1:58.520 | JPN 2:00.860 | | | |
| Semifinals | | | | | | | | | | | | |
| 45 | 26 AUG 2004 | 1 | GER 1:52.630 | FIN 1:53.050 | CHN 1:53.598 | BEL 1:54.534 | GRE 1:54.950 | RUS 1:55.766 | CZE 1:56.154 | AUS 1:56.198 | ARG 2:00.198 | 1/3 to Final, Rest Out |
| 46 | 26 AUG 2004 | 2 | ITA 1:50.844 | ISR 1:55.096 | GBR 1:56.432 | USA 1:56.712 | FRA 1:57.944 | UZB 1:59.560 | JPN 2:03.076 | VIE 2:06.692 | POL DSQ | |
| Final | | | | | | | | | | | | |
| 59 | 28 AUG 2004 | | HUN 1:47.741 | ITA 1:49.729 | CAN 1:50.601 | GER 1:52.557 | SVK 1:52.685 | ISR 1:53.089 | GBR 1:53.717 | FIN 1:53.937 | CHN 1:54.473 | |



Rowing/Canoeing Centre

Ολυμπιακό Κωπηλατοδρόμιο Σχοινιά
CO Aviron & CF - Schinias

Canoe / Kayak Flatwater Racing

Κανόε / Καγιάκ Σπριντ / Canoë-Kayak Course ligne



OFFICIAL COMMUNICATION

Επίσημη Ανακοίνωση / Communiqué officiel

Delay for Race 22

Item: 3

Race 22 K1 500m Women lane 7 Sergeyeva Natalya from KAZ wasn't able to keep her boat in the automatic start system. This caused a delay of 5 minutes to start the race.

Issued by: TD Leukemans

Time: 09:55

Date: 24 AUG 2004

This decision affects:

RESULTS

SCHEDULE

OTHER

| |
|---|
| X |
| |
| |

Note:



Rowing/Canoeing Centre

Ολυμπιακό Κωπηλατοδρόμιο Σχοινιά
CO Aviron & CF - Schinias

Canoe / Kayak Flatwater Racing

Κανόε / Καγιάκ Σπριντ / Canoë-Kayak Course ligne



OFFICIAL COMMUNICATION

Επίσημη Ανακοίνωση / Communiqué officiel

Race 22 disqualification (KAZ)

Item: 4

Race 22 K1 500m Women lane 7 Sergeyeva Natalya is disqualified because she started out of the start system.

Issued by: TD Leukemans

Time: 10:00

Date: 24 AUG 2004

This decision affects:

RESULTS

SCHEDULE

OTHER

| |
|---|
| X |
| |
| |

Note:





Rowing/Canoeing Centre

Ολυμπιακό Κωπηλατοδρόμιο Σχοινιά
CO Aviron & CF - Schinias

Canoe / Kayak Flatwater Racing

Κανόε / Καγιάκ Σπριντ / Canoë-Kayak Course ligne



OFFICIAL COMMUNICATION

Επίσημη Ανακοίνωση / Communiqué officiel

Disqualification (POL)

Item: 8

In race 46 K1 500m Women 2nd Semifinal lane 4 Pastuszka Aneta from Poland is disqualified, because the boat she competed with was under weight.

Issued by: TD Leukemans

Time: 10:15

Date: 26 AUG 2004

This decision affects:

RESULTS

SCHEDULE

OTHER

| |
|---|
| X |
| |
| |

Note:




Results
Αποτελέσματα / Résultats

Race 25

| Rank | Lane | NOC | BIB | Name | 250m | 500m | Q |
|------|------|------------|-----|------------------------|-----------|--------------|----|
| 1 | 5 | GER | 102 | RAUHE Ronald | 43.11 (1) | 1:28.866 (1) | QF |
| | | | 103 | WIESKOETTER Tim | | 45.756 (1) | |
| 2 | 6 | HUN | 122 | KAMMERER Zoltan | 43.25 (2) | 1:31.166 (2) | QS |
| | | | 123 | STORCZ Botond | | 47.916 (5) | |
| | | | | | 0.14 | 2.300 | |
| 3 | 3 | ESP | 79 | VINDEL Damian | 45.03 (3) | 1:32.846 (3) | QS |
| | | | 80 | LLERA Francisco | | 47.816 (4) | |
| | | | | | 1.92 | 3.980 | |
| 4 | 7 | BUL | 28 | YORDANOV Yordan | 46.20 (5) | 1:33.222 (4) | QS |
| | | | 29 | HRISTOV Ivan | | 47.022 (2) | |
| | | | | | 3.09 | 4.356 | |
| 5 | 4 | DEN | 75 | NIELSEN Lasse | 45.41 (4) | 1:33.938 (5) | QS |
| | | | 76 | MADSEN Mads Kongsgaard | | 48.528 (7) | |
| | | | | | 2.30 | 5.072 | |
| 6 | 2 | ROM | 183 | BABAN Marian | 47.00 (7) | 1:34.410 (6) | QS |
| | | | 191 | VASILE Stefan | | 47.410 (3) | |
| | | | | | 3.89 | 5.544 | |
| 7 | 1 | UZB | 243 | BABADJANOV Aleksey | 46.73 (6) | 1:34.782 (7) | QS |
| | | | 246 | BORZOV Sergey | | 48.052 (6) | |
| | | | | | 3.62 | 5.916 | |

| | |
|--------------------|-------------------------------------|
| Progression | 1st to Final, 2/7 to S.F., Rest Out |
|--------------------|-------------------------------------|

| | | | | | |
|------------------------|-----|------------------|----------------------------|-----|---------------------|
| Chief Official: | CAN | GARNER Frank | Course Umpire: | GRE | VLACHOS Charalampos |
| Starter: | BEL | JANSSENS Etienne | Course Umpire: | HUN | VASKUTI Istvan |
| | | | Chief Finish Judge: | ITA | LANZA Onorato |

| | | | | | |
|---------------------------|--------------------|--------|-------------|---------------|-------------------------------------------------------------------------------------------------------|
| Weather Conditions | Air Temperature: | 24.0°C | Wind Speed: | 5.0 / 3.8 m/s | Wind Direction:  |
| | Water Temperature: | 27.5°C | Conditions: | Sunny | |
| | Humidity: | 60.0% | | | |

Legend:

| | | | | | | | |
|----|---------------------|-----|-------------------------|----|-----------|---|------------|
| QF | Qualified for final | QS | Qualified for semifinal | ?? | Not clear | X | Eliminated |
| °C | Degree celsius | m/s | Metres per second | | | | |




Results
Αποτελέσματα / Résultats

Race 26

| Rank | Lane | NOC | BIB | Name | 250m | 500m | Q |
|------|------|------------|-----|---------------------|-----------|--------------|----|
| 1 | 5 | BLR | 20 | PIATRUSHENKA Raman | 44.05 (3) | 1:28.925 (1) | QF |
| | | | 23 | MAKHNEU Vadzim | | 44.875 (1) | |
| | | | | | 1.01 | | |
| 2 | 4 | SWE | 217 | OSCARSSON Markus | 43.04 (1) | 1:29.717 (2) | QS |
| | | | 218 | NILSSON Henrik | | 46.677 (3) | |
| | | | | | | 0.792 | |
| 3 | 6 | RUS | 197 | TISHCHENKO Anatoly | 43.35 (2) | 1:30.761 (3) | QS |
| | | | 198 | GRUSHIKHIN Vladimir | | 47.411 (5) | |
| | | | | | 0.31 | 1.836 | |
| 4 | 3 | AUS | 11 | ROBINSON Clint | 44.51 (4) | 1:30.869 (4) | QS |
| | | | 12 | BAGGALEY Nathan | | 46.359 (2) | |
| | | | | | 1.47 | 1.944 | |
| 5 | 7 | ITA | 141 | ROSSI Antonio | 46.25 (5) | 1:33.565 (5) | QS |
| | | | 142 | BONOMI Beniamino | | 47.315 (4) | |
| | | | | | 3.21 | 4.640 | |
| 6 | 2 | CHN | 62 | YIN Yijun | 47.51 (6) | 1:37.061 (6) | QS |
| | | | 63 | WANG Lei | | 49.551 (6) | |
| | | | | | 4.47 | 8.136 | |

| | |
|--------------------|-------------------------------------|
| Progression | 1st to Final, 2/7 to S.F., Rest Out |
|--------------------|-------------------------------------|

| | | | | | |
|------------------------|-----|------------------|----------------------------|-----|---------------|
| Chief Official: | CAN | GARNER Frank | Course Umpire: | GBR | BLAND Peter |
| Starter: | BEL | JANSSENS Etienne | Course Umpire: | POL | PISZCZ Rafal |
| | | | Chief Finish Judge: | ITA | LANZA Onorato |

| | | | | | |
|---------------------------|--------------------|--------|-------------|---------------|-------------------------------------------------------------------------------------------------------|
| Weather Conditions | Air Temperature: | 25.0°C | Wind Speed: | 4.9 / 3.2 m/s | Wind Direction:  |
| | Water Temperature: | 27.5°C | Conditions: | Sunny | |
| | Humidity: | 53.0% | | | |

Legend:

| | | | | | | | |
|----|---------------------|-----|-------------------------|----|-----------|---|------------|
| QF | Qualified for final | QS | Qualified for semifinal | ?? | Not clear | X | Eliminated |
| °C | Degree celsius | m/s | Metres per second | | | | |




Results
 Αποτελέσματα / Résultats

Race 27

| Rank | Lane | NOC | BIB | Name | 250m | 500m | Q |
|------|------|------------|-----|--------------------|-----------|--------------|----|
| 1 | 4 | POL | 169 | TWARDOWSKI Marek | 44.10 (3) | 1:29.069 (1) | QF |
| | | | 170 | WYSOCKI Adam | | 44.969 (1) | |
| | | | | | 1.09 | | |
| 2 | 5 | LTU | 152 | DUONELA Alvydas | 43.57 (2) | 1:30.521 (2) | QS |
| | | | 154 | BALCIUNAS Egidijus | | 46.951 (3) | |
| | | | | | 0.56 | 1.452 | |
| 3 | 3 | SCG | 201 | FILIPOVIC Ognjen | 43.01 (1) | 1:30.665 (3) | QS |
| | | | 202 | ZORIC Dragan | | 47.655 (5) | |
| | | | | | | 1.596 | |
| 4 | 6 | USA | 234 | WOLSKI Bartosz | 44.36 (4) | 1:31.893 (4) | QS |
| | | | 239 | ZUR Rami | | 47.533 (4) | |
| | | | | | 1.35 | 2.824 | |
| 5 | 7 | CAN | 40 | JORENS Steven | 45.66 (5) | 1:31.985 (5) | QS |
| | | | 41 | DOBER Richard | | 46.325 (2) | |
| | | | | | 2.65 | 2.916 | |
| 6 | 2 | BRA | 26 | CUATTRIN Sebastian | 47.10 (6) | 1:35.917 (6) | QS |
| | | | 27 | SZUBSKI Sebastian | | 48.817 (6) | |
| | | | | | 4.09 | 6.848 | |

| | |
|--------------------|-------------------------------------|
| Progression | 1st to Final, 2/7 to S.F., Rest Out |
|--------------------|-------------------------------------|

| | | | | | |
|------------------------|-----|------------------|----------------------------|-----|-----------------|
| Chief Official: | CAN | GARNER Frank | Course Umpire: | ARG | FARIAS Cecilia |
| Starter: | BEL | JANSSENS Etienne | Course Umpire: | SVK | HAVIAR Miroslav |
| | | | Chief Finish Judge: | ITA | LANZA Onorato |

| | | | | | |
|---------------------------|--------------------|--------|-------------|---------------|-------------------------------------------------------------------------------------------------------|
| Weather Conditions | Air Temperature: | 25.0°C | Wind Speed: | 5.5 / 3.8 m/s | Wind Direction:  |
| | Water Temperature: | 27.5°C | Conditions: | Sunny | |
| | Humidity: | 53.0% | | | |

Legend:

| | | | | | | | |
|----|---------------------|-----|-------------------------|----|-----------|---|------------|
| QF | Qualified for final | QS | Qualified for semifinal | ?? | Not clear | X | Eliminated |
| °C | Degree celsius | m/s | Metres per second | | | | |




Results
Αποτελέσματα / Résultats

Race 47

| Rank | Lane | NOC | BIB | Name | 250m | 500m | Q |
|------|------|------------|-----|---------------------|-----------|--------------|----|
| 1 | 5 | HUN | 122 | KAMMERER Zoltan | 44.68 (4) | 1:30.438 (1) | QF |
| | | | 123 | STORCZ Botond | | 45.758 (1) | |
| | | | | | 1.37 | | |
| 2 | 4 | RUS | 197 | TISHCHENKO Anatoly | 43.84 (2) | 1:31.786 (2) | QF |
| | | | 198 | GRUSHIKHIN Vladimir | | 47.946 (4) | |
| | | | | | 0.53 | 1.348 | |
| 3 | 2 | ITA | 141 | ROSSI Antonio | 44.59 (3) | 1:31.830 (3) | QF |
| | | | 142 | BONOMI Beniamino | | 47.240 (3) | |
| | | | | | 1.28 | 1.392 | |
| 4 | 6 | SCG | 201 | FILIPOVIC Ognjen | 43.31 (1) | 1:32.150 (4) | X |
| | | | 202 | ZORIC Dragan | | 48.840 (7) | |
| | | | | | | 1.712 | |
| 5 | 7 | BUL | 28 | YORDANOV Yordan | 46.51 (7) | 1:33.182 (5) | X |
| | | | 29 | HRISTOV Ivan | | 46.672 (2) | |
| | | | | | 3.20 | 2.744 | |
| 6 | 3 | USA | 234 | WOLSKI Bartosz | 44.99 (5) | 1:33.482 (6) | X |
| | | | 239 | ZUR Rami | | 48.492 (5) | |
| | | | | | 1.68 | 3.044 | |
| 7 | 1 | ROM | 183 | BABAN Marian | 45.72 (6) | 1:34.398 (7) | X |
| | | | 191 | VASILE Stefan | | 48.678 (6) | |
| | | | | | 2.41 | 3.960 | |
| 8 | 8 | BRA | 26 | CUATTRIN Sebastian | 46.98 (8) | 1:37.466 (8) | X |
| | | | 27 | SZUBSKI Sebastian | | 50.486 (8) | |
| | | | | | 3.67 | 7.028 | |

| | |
|--------------------|------------------------|
| Progression | 1/3 to Final, Rest Out |
|--------------------|------------------------|

| | | | | | |
|------------------------|-----|------------------|----------------------------|-----|---------------|
| Chief Official: | CAN | GARNER Frank | Course Umpire: | GBR | BLAND Peter |
| Starter: | BEL | JANSSENS Etienne | Course Umpire: | POL | PISZCZ Rafal |
| | | | Chief Finish Judge: | ITA | LANZA Onorato |

| | | | | | |
|---------------------------|--------------------|--------|-------------|---------------|-------------------------------------------------------------------------------------------------------|
| Weather Conditions | Air Temperature: | 21.0°C | Wind Speed: | 0.5 / 0.5 m/s | Wind Direction:  |
| | Water Temperature: | 26.0°C | Conditions: | Sunny | |
| | Humidity: | 60.0% | | | |

Legend:

| | | | | | | | |
|----|---------------------|-----|-------------------------|----|-----------|---|------------|
| QF | Qualified for final | QS | Qualified for semifinal | ?? | Not clear | X | Eliminated |
| °C | Degree celsius | m/s | Metres per second | | | | |



Results


Αποτελέσματα / Résultats

Race 48

| Rank | Lane | NOC | BIB | Name | 250m | 500m | Q |
|------|------|------------|-----|------------------------|-----------|--------------|----|
| 1 | 4 | LTU | 152 | DUONELA Alvydas | 43.67 (1) | 1:30.270 (1) | QF |
| | | | 154 | BALCIUNAS Egidijus | | 46.600 (3) | |
| 2 | 3 | AUS | 11 | ROBINSON Clint | 44.68 (4) | 1:30.710 (2) | QF |
| | | | 12 | BAGGALEY Nathan | | 46.030 (1) | |
| | | | | | 1.01 | 0.440 | |
| 3 | 6 | ESP | 79 | VINDEL Damian | 44.23 (2) | 1:30.998 (3) | QF |
| | | | 80 | LLERA Francisco | | 46.768 (4) | |
| | | | | | 0.56 | 0.728 | |
| 4 | 5 | SWE | 217 | OSCARSSON Markus | 44.52 (3) | 1:31.030 (4) | X |
| | | | 218 | NILSSON Henrik | | 46.510 (2) | |
| | | | | | 0.85 | 0.760 | |
| 5 | 7 | DEN | 75 | NIELSEN Lasse | 45.50 (5) | 1:33.482 (5) | X |
| | | | 76 | MADSEN Mads Kongsgaard | | 47.982 (6) | |
| | | | | | 1.83 | 3.212 | |
| 6 | 1 | UZB | 243 | BABADJANOV Aleksey | 46.29 (7) | 1:33.654 (6) | X |
| | | | 246 | BORZOV Sergey | | 47.364 (5) | |
| | | | | | 2.62 | 3.384 | |
| 7 | 2 | CAN | 40 | JORENS Steven | 46.05 (6) | 1:34.318 (7) | X |
| | | | 41 | DOBER Richard | | 48.268 (7) | |
| | | | | | 2.38 | 4.048 | |
| 8 | 8 | CHN | 62 | YIN Yijun | 48.02 (8) | 1:38.554 (8) | X |
| | | | 63 | WANG Lei | | 50.534 (8) | |
| | | | | | 4.35 | 8.284 | |

| | |
|--------------------|------------------------|
| Progression | 1/3 to Final, Rest Out |
|--------------------|------------------------|

| | | | | | |
|------------------------|-----|------------------|----------------------------|-----|-----------------|
| Chief Official: | CAN | GARNER Frank | Course Umpire: | ARG | FARIAS Cecilia |
| Starter: | BEL | JANSSENS Etienne | Course Umpire: | SVK | HAVIAR Miroslav |
| | | | Chief Finish Judge: | ITA | LANZA Onorato |

| | | | | | |
|---------------------------|--------------------|--------|-------------|---------------|-------------------------------------------------------------------------------------------------------|
| Weather Conditions | Air Temperature: | 21.0°C | Wind Speed: | 0.2 / 0.4 m/s | Wind Direction:  |
| | Water Temperature: | 26.0°C | Conditions: | Sunny | |
| | Humidity: | 60.0% | | | |

Legend:

| | | | | | | | |
|----|---------------------|-----|-------------------------|----|-----------|---|------------|
| QF | Qualified for final | QS | Qualified for semifinal | ?? | Not clear | X | Eliminated |
| °C | Degree celsius | m/s | Metres per second | | | | |




Results

Αποτελέσματα / Résultats

Race 60

| Rank | Lane | NOC | BIB | Name | 250m | 500m | Q |
|------|------|------------|-----|---------------------|-----------|--------------|---|
| 1 | 5 | GER | 102 | RAUHE Ronald | 42.71 (1) | 1:27.040 (1) | |
| | | | 103 | WIESKOETTER Tim | | 44.330 (1) | |
| 2 | 2 | AUS | 11 | ROBINSON Clint | 43.23 (3) | 1:27.920 (2) | |
| | | | 12 | BAGGALEY Nathan | | 44.690 (2) | |
| | | | | | 0.52 | 0.880 | |
| 3 | 4 | BLR | 20 | PIATRUSHENKA Raman | 43.29 (4) | 1:27.996 (3) | |
| | | | 23 | MAKHNEU Vadzim | | 44.706 (3) | |
| | | | | | 0.58 | 0.956 | |
| 4 | 6 | POL | 169 | TWARDOWSKI Marek | 43.22 (2) | 1:28.048 (4) | |
| | | | 170 | WYSOCKI Adam | | 44.828 (4) | |
| | | | | | 0.51 | 1.008 | |
| 5 | 3 | HUN | 122 | KAMMERER Zoltan | 44.22 (7) | 1:29.096 (5) | |
| | | | 123 | STORCZ Botond | | 44.876 (5) | |
| | | | | | 1.51 | 2.056 | |
| 6 | 9 | ESP | 79 | VINDEL Damian | 44.49 (8) | 1:29.532 (6) | |
| | | | 80 | LLERA Francisco | | 45.042 (6) | |
| | | | | | 1.78 | 2.492 | |
| 7 | 7 | LTU | 152 | DUONELA Alvydas | 43.43 (5) | 1:29.868 (7) | |
| | | | 154 | BALCIUNAS Egidijus | | 46.438 (8) | |
| | | | | | 0.72 | 2.828 | |
| 8 | 1 | ITA | 141 | ROSSI Antonio | 44.58 (9) | 1:30.804 (8) | |
| | | | 142 | BONOMI Beniamino | | 46.224 (7) | |
| | | | | | 1.87 | 3.764 | |
| 9 | 8 | RUS | 197 | TISHCHENKO Anatoly | 44.01 (6) | 1:31.048 (9) | |
| | | | 198 | GRUSHIKHIN Vladimir | | 47.038 (9) | |
| | | | | | 1.30 | 4.008 | |

| | | | | | |
|------------------------|-----|------------------|----------------------------|-----|---------------------|
| Chief Official: | CAN | GARNER Frank | Course Umpire: | GRE | VLACHOS Charalampos |
| Starter: | BEL | JANSSENS Etienne | Course Umpire: | HUN | VASKUTI Istvan |
| | | | Chief Finish Judge: | ITA | LANZA Onorato |

| | | | | | |
|---------------------------|--------------------|--------|-------------|---------------|-------------------------------------------------------------------------------------------------------|
| Weather Conditions | Air Temperature: | 23.0°C | Wind Speed: | 6.6 / 6.3 m/s | Wind Direction:  |
| | Water Temperature: | 26.0°C | Conditions: | Sunny | |
| | Humidity: | 49.0% | | | |

Legend:

| | | | | | | | |
|----|---------------------|-----|-------------------------|----|-----------|---|------------|
| QF | Qualified for final | QS | Qualified for semifinal | ?? | Not clear | X | Eliminated |
| °C | Degree celsius | m/s | Metres per second | | | | |



Results Summary by Event

Συγκεντρωτικός Πίνακας Αποτελεσμάτων ανά Αγώνισμα / Résumé des résultats par épreuve

| Race | Date | Round | Rank | | | | | | | | | Progression |
|-------------------|-------------|-------|------------------------|------------------------|------------------------|------------------------|------------------------|------------------------|------------------------|----------------------------------------|------------------------|-------------|
| | | | 1 | 2 | 3 | 4 | 5 | 6 | 7 | 8 | 9 | |
| Heats | | | | | | | | | | | | |
| 25 | 24 AUG 2004 | 1 | GER 1:28.866 | HUN 1:31.166 | ESP 1:32.846 | BUL 1:33.222 | DEN 1:33.938 | ROM 1:34.410 | UZB 1:34.782 | 1st to Final, 2/7 to S.F., Rest Out | | |
| 26 | 24 AUG 2004 | 2 | BLR 1:28.925 | SWE 1:29.717 | RUS 1:30.761 | AUS 1:30.869 | ITA 1:33.565 | CHN 1:37.061 | | | | |
| 27 | 24 AUG 2004 | 3 | POL 1:29.069 | LTU 1:30.521 | SCG 1:30.665 | USA 1:31.893 | CAN 1:31.985 | BRA 1:35.917 | | | | |
| Semifinals | | | | | | | | | | | | |
| 47 | 26 AUG 2004 | 1 | HUN 1:30.438 | RUS 1:31.786 | ITA 1:31.830 | SCG 1:32.150 | BUL 1:33.182 | USA 1:33.482 | ROM 1:34.398 | BRA 1:37.466 | 1/3 to Final, Rest Out | |
| 48 | 26 AUG 2004 | 2 | LTU 1:30.270 | AUS 1:30.710 | ESP 1:30.998 | SWE 1:31.030 | DEN 1:33.482 | UZB 1:33.654 | CAN 1:34.318 | CHN 1:38.554 | | |
| Final | | | | | | | | | | | | |
| 60 | 28 AUG 2004 | | GER 1:27.040 | AUS 1:27.920 | BLR 1:27.996 | POL 1:28.048 | HUN 1:29.096 | ESP 1:29.532 | LTU 1:29.868 | ITA 1:30.804 | RUS 1:31.048 | |




Results
Αποτελέσματα / Résultats

Race 28

| Rank | Lane | NOC | BIB | Name | 250m | 500m | Q |
|------|------|-----|-----|---------------------|-----------|--------------|----|
| 1 | 2 | GER | 108 | GILLE Christian | 49.33 (1) | 1:40.128 (1) | QF |
| | | | 109 | WYLENZEK Tomasz | | 50.798 (1) | |
| 2 | 6 | CAN | 45 | BUDAY Attila | 49.58 (3) | 1:40.488 (2) | QF |
| | | | 46 | BUDAY JR Tamas | | 50.908 (2) | |
| | | | | | 0.25 | 0.360 | |
| 3 | 5 | POL | 177 | BARASZKIEWICZ Pawel | 49.43 (2) | 1:40.524 (3) | QF |
| | | | 178 | JEDRASZKO Daniel | | 51.094 (3) | |
| | | | | | 0.10 | 0.396 | |
| 4 | 4 | HUN | 125 | KOZMANN Gyorgy | 49.77 (4) | 1:41.324 (4) | QS |
| | | | 126 | KOLONICS Gyorgy | | 51.554 (4) | |
| | | | | | 0.44 | 1.196 | |
| 5 | 3 | UKR | 221 | PROKOPENKO Maksym | 52.28 (6) | 1:44.532 (5) | QS |
| | | | 222 | DZHALILOV Ruslan | | 52.252 (5) | |
| | | | | | 2.95 | 4.404 | |
| 6 | 7 | SVK | 214 | PALES Peter | 51.01 (5) | 1:45.860 (6) | QS |
| | | | 215 | BIKSADSKY Daniel | | 54.850 (6) | |
| | | | | | 1.68 | 5.732 | |
| 7 | 1 | USA | 236 | MALLOCH Jordan | 52.56 (7) | 1:48.172 (7) | QS |
| | | | 237 | JOHNSON Nathan | | 55.612 (7) | |
| | | | | | 3.23 | 8.044 | |

Progression 1/3 to Final, 4/7 to S.F.+8th B.T., Rest Out

| | | | | | |
|------------------------|-----|------------------|----------------------------|-----|---------------------|
| Chief Official: | CAN | GARNER Frank | Course Umpire: | GRE | VLACHOS Charalampos |
| Starter: | BEL | JANSSENS Etienne | Course Umpire: | HUN | VASKUTI Istvan |
| | | | Chief Finish Judge: | ITA | LANZA Onorato |

| | | | | | |
|---------------------------|--------------------|--------|-------------|---------------|-------------------------------------------------------------------------------------------------------|
| Weather Conditions | Air Temperature: | 25.0°C | Wind Speed: | 5.7 / 3.8 m/s | Wind Direction:  |
| | Water Temperature: | 27.5°C | Conditions: | Sunny | |
| | Humidity: | 53.0% | | | |

Legend:

| | | | | | | | |
|----|---------------------|-----|-------------------------|----|-----------|---|------------|
| QF | Qualified for final | QS | Qualified for semifinal | ?? | Not clear | X | Eliminated |
| °C | Degree celsius | m/s | Metres per second | | | | |




Results
Αποτελέσματα / Résultats

Race 29

| Rank | Lane | NOC | BIB | Name | 250m | 500m | Q |
|------|------|------------|-----|----------------------------|-----------|--------------|----|
| 1 | 2 | CHN | 64 | MENG Guanliang | 48.27 (1) | 1:38.916 (1) | QF |
| | | | 65 | YANG Wenjun | | 50.646 (3) | |
| 2 | 4 | CUB | 70 | ROJAS BLANCO Ibrahim | 49.36 (3) | 1:39.860 (2) | QF |
| | | | 71 | BALCEIRO PAJON Ledis Frank | | 50.500 (2) | |
| | | | | | 1.09 | 0.944 | |
| 3 | 1 | RUS | 199 | KOSTOGLOD Alexander | 49.00 (2) | 1:40.128 (3) | QF |
| | | | 200 | KOVALEV Alexander | | 51.128 (4) | |
| | | | | | 0.73 | 1.212 | |
| 4 | 5 | ROM | 187 | SIMIONCENCU Silviu | 51.01 (6) | 1:41.368 (4) | QS |
| | | | 188 | POPESCU Florin | | 50.358 (1) | |
| | | | | | 2.74 | 2.452 | |
| 5 | 7 | BLR | 24 | KURLIANDCHYK Aliaksandr | 50.27 (4) | 1:41.576 (5) | QS |
| | | | 25 | BAHDANOVICH Aliaksandr | | 51.306 (5) | |
| | | | | | 2.00 | 2.660 | |
| 6 | 6 | ESP | 81 | BEA Alfredo | 50.36 (5) | 1:43.708 (6) | QS |
| | | | 82 | MASCATO David | | 53.348 (6) | |
| | | | | | 2.09 | 4.792 | |
| 7 | 3 | FRA | 91 | LAVIGNE Yannick | 52.02 (7) | 1:49.940 (7) | QS |
| | | | 92 | LENOIR Jose | | 57.920 (7) | |
| | | | | | 3.75 | 11.024 | |

Progression 1/3 to Final, 4/7 to S.F.+8th B.T., Rest Out

| | | | | | |
|------------------------|-----|------------------|----------------------------|-----|---------------|
| Chief Official: | CAN | GARNER Frank | Course Umpire: | GBR | BLAND Peter |
| Starter: | BEL | JANSSENS Etienne | Course Umpire: | POL | PISZCZ Rafal |
| | | | Chief Finish Judge: | ITA | LANZA Onorato |

| | | | | | |
|---------------------------|--------------------|--------|-------------|---------------|-------------------------------------------------------------------------------------------------------|
| Weather Conditions | Air Temperature: | 25.0°C | Wind Speed: | 6.4 / 4.0 m/s | Wind Direction:  |
| | Water Temperature: | 27.5°C | Conditions: | Sunny | |
| | Humidity: | 53.0% | | | |

Legend:

| | | | | | | | |
|----|---------------------|-----|-------------------------|----|-----------|---|------------|
| QF | Qualified for final | QS | Qualified for semifinal | ?? | Not clear | X | Eliminated |
| °C | Degree celsius | m/s | Metres per second | | | | |




Results
Αποτελέσματα / Résultats

Race 49

| Rank | Lane | NOC | BIB | Name | 250m | 500m | Q |
|------|------|------------|-----|-------------------------|-----------|--------------|----|
| 1 | 4 | ROM | 187 | SIMIONCENCU Silviu | 50.16 (4) | 1:41.424 (1) | QF |
| | | | 188 | POPESCU Florin | | 51.264 (1) | |
| | | | | | 0.53 | | |
| 2 | 5 | HUN | 125 | KOZMANN Gyorgy | 49.63 (1) | 1:41.472 (2) | QF |
| | | | 126 | KOLONICS Gyorgy | | 51.842 (3) | |
| | | | | | | 0.048 | |
| 3 | 3 | BLR | 24 | KURLIANDCHYK Aliaksandr | 50.85 (5) | 1:42.484 (3) | QF |
| | | | 25 | BAHDANOVICH Aliaksandr | | 51.634 (2) | |
| | | | | | 1.22 | 1.060 | |
| 4 | 6 | UKR | 221 | PROKOPENKO Maksym | 49.93 (2) | 1:42.860 (4) | X |
| | | | 222 | DZHALILOV Ruslan | | 52.930 (4) | |
| | | | | | 0.30 | 1.436 | |
| 5 | 7 | ESP | 81 | BEA Alfredo | 50.02 (3) | 1:43.160 (5) | X |
| | | | 82 | MASCATO David | | 53.140 (5) | |
| | | | | | 0.39 | 1.736 | |
| 6 | 2 | SVK | 214 | PALES Peter | 51.35 (6) | 1:44.732 (6) | X |
| | | | 215 | BIKSADSKY Daniel | | 53.382 (6) | |
| | | | | | 1.72 | 3.308 | |
| 7 | 1 | FRA | 91 | LAVIGNE Yannick | 51.93 (7) | 1:45.548 (7) | X |
| | | | 92 | LENOIR Jose | | 53.618 (7) | |
| | | | | | 2.30 | 4.124 | |
| 8 | 8 | USA | 236 | MALLOCH Jordan | 52.19 (8) | 1:46.424 (8) | X |
| | | | 237 | JOHNSON Nathan | | 54.234 (8) | |
| | | | | | 2.56 | 5.000 | |

| | |
|--------------------|--------------|
| Progression | 1/3 to Final |
|--------------------|--------------|

| | | | | | |
|------------------------|-----|------------------|----------------------------|-----|---------------------|
| Chief Official: | CAN | GARNER Frank | Course Umpire: | GRE | VLACHOS Charalampos |
| Starter: | BEL | JANSSENS Etienne | Course Umpire: | HUN | VASKUTI Istvan |
| | | | Chief Finish Judge: | ITA | LANZA Onorato |

| | | | | | |
|---------------------------|--------------------|--------|-------------|---------------|-------------------------------------------------------------------------------------------------------|
| Weather Conditions | Air Temperature: | 21.0°C | Wind Speed: | 0.8 / 0.9 m/s | Wind Direction:  |
| | Water Temperature: | 26.0°C | Conditions: | Sunny | |
| | Humidity: | 60.0% | | | |

Legend:

| | | | | | | | |
|----|---------------------|-----|-------------------------|----|-----------|---|------------|
| QF | Qualified for final | QS | Qualified for semifinal | ?? | Not clear | X | Eliminated |
| °C | Degree celsius | m/s | Metres per second | | | | |




Results
Αποτελέσματα / Résultats

Race 61

| Rank | Lane | NOC | BIB | Name | 250m | 500m | Q |
|------|------|------------|-----|----------------------------|-----------|--------------|---|
| 1 | 4 | CHN | 64 | MENG Guanliang | 49.61 (4) | 1:40.278 (1) | |
| | | | 65 | YANG Wenjun | | 50.668 (1) | |
| | | | | | 0.70 | | |
| 2 | 6 | CUB | 70 | ROJAS BLANCO Ibrahim | 48.91 (1) | 1:40.350 (2) | |
| | | | 71 | BALCEIRO PAJON Ledis Frank | | 51.440 (8) | |
| | | | | | | 0.072 | |
| 3 | 2 | RUS | 199 | KOSTOGLOD Alexander | 49.09 (2) | 1:40.442 (3) | |
| | | | 200 | KOVALEV Alexander | | 51.352 (7) | |
| | | | | | 0.18 | 0.164 | |
| 4 | 8 | ROM | 187 | SIMIONCENCU Silviu | 49.71 (5) | 1:40.618 (4) | |
| | | | 188 | POPESCU Florin | | 50.908 (3) | |
| | | | | | 0.80 | 0.340 | |
| 5 | 5 | GER | 108 | GILLE Christian | 49.90 (6) | 1:40.802 (5) | |
| | | | 109 | WYLENZEK Tomasz | | 50.902 (2) | |
| | | | | | 0.99 | 0.524 | |
| 6 | 9 | BLR | 24 | KURLIANDCHYK Aliaksandr | 49.52 (3) | 1:40.858 (6) | |
| | | | 25 | BAHDANOVICH Aliaksandr | | 51.338 (6) | |
| | | | | | 0.61 | 0.580 | |
| 7 | 1 | HUN | 125 | KOZMANN Gyorgy | 50.02 (7) | 1:41.138 (7) | |
| | | | 126 | KOLONICS Gyorgy | | 51.118 (5) | |
| | | | | | 1.11 | 0.860 | |
| 8 | 3 | CAN | 45 | BUDAY Attila | 50.17 (8) | 1:41.210 (8) | |
| | | | 46 | BUDAY JR Tamas | | 51.040 (4) | |
| | | | | | 1.26 | 0.932 | |
| 9 | 7 | POL | 177 | BARASZKIEWICZ Pawel | 50.26 (9) | 1:42.046 (9) | |
| | | | 178 | JEDRASZKO Daniel | | 51.786 (9) | |
| | | | | | 1.35 | 1.768 | |

| | | | | | |
|------------------------|-----|------------------|----------------------------|-----|---------------|
| Chief Official: | CAN | GARNER Frank | Course Umpire: | GBR | BLAND Peter |
| Starter: | BEL | JANSSENS Etienne | Course Umpire: | POL | PISZCZ Rafal |
| | | | Chief Finish Judge: | ITA | LANZA Onorato |

| | | | | | |
|---------------------------|--------------------|--------|-------------|---------------|-------------------------------------------------------------------------------------------------------|
| Weather Conditions | Air Temperature: | 23.0°C | Wind Speed: | 5.6 / 5.6 m/s | Wind Direction:  |
| | Water Temperature: | 26.0°C | Conditions: | Sunny | |
| | Humidity: | 49.0% | | | |

Legend:

| | | | | | | | |
|----|---------------------|-----|-------------------------|----|-----------|---|------------|
| QF | Qualified for final | QS | Qualified for semifinal | ?? | Not clear | X | Eliminated |
| °C | Degree celsius | m/s | Metres per second | | | | |



Results Summary by Event

Συγκεντρωτικός Πίνακας Αποτελεσμάτων ανά Αγώνισμα / Résumé des résultats par épreuve

| Race | Date | Round | Rank | | | | | | | | | Progression |
|------------------|-------------|-------|------------------------|------------------------|------------------------|------------------------|------------------------|------------------------|------------------------|----------------------------------------------|------------------------|-------------|
| | | | 1 | 2 | 3 | 4 | 5 | 6 | 7 | 8 | 9 | |
| Heats | | | | | | | | | | | | |
| 28 | 24 AUG 2004 | 1 | GER 1:40.128 | CAN 1:40.488 | POL 1:40.524 | HUN 1:41.324 | UKR 1:44.532 | SVK 1:45.860 | USA 1:48.172 | 1/3 to Final, 4/7 to S.F.+8th B.T., Rest Out | | |
| 29 | 24 AUG 2004 | 2 | CHN 1:38.916 | CUB 1:39.860 | RUS 1:40.128 | ROM 1:41.368 | BLR 1:41.576 | ESP 1:43.708 | FRA 1:49.940 | | | |
| Semifinal | | | | | | | | | | | | |
| 49 | 26 AUG 2004 | 1 | ROM 1:41.424 | HUN 1:41.472 | BLR 1:42.484 | UKR 1:42.860 | ESP 1:43.160 | SVK 1:44.732 | FRA 1:45.548 | USA 1:46.424 | 1/3 to Final | |
| Final | | | | | | | | | | | | |
| 61 | 28 AUG 2004 | | CHN 1:40.278 | CUB 1:40.350 | RUS 1:40.442 | ROM 1:40.618 | GER 1:40.802 | BLR 1:40.858 | HUN 1:41.138 | CAN 1:41.210 | POL 1:42.046 | |




Results
Αποτελέσματα / Résultats

Race 30

| Rank | Lane | NOC | BIB | Name | 250m | 500m | Q |
|------|------|------------|-----|-------------------|-----------|--------------|----|
| 1 | 5 | HUN | 127 | KOVACS Katalin | 48.51 (1) | 1:38.606 (1) | QF |
| | | | 131 | JANICS Natasa | | 50.096 (1) | |
| 2 | 4 | ESP | 83 | MANCHON Beatriz | 49.09 (2) | 1:41.338 (2) | QF |
| | | | 84 | PORTELA Teresa | | 52.248 (2) | |
| | | | | | 0.58 | 2.732 | |
| 3 | 7 | CAN | 50 | BRUNET Caroline | 50.83 (3) | 1:43.434 (3) | QF |
| | | | 35 | BARRE Mylanie | | 52.604 (3) | |
| | | | | | 2.32 | 4.828 | |
| 4 | 1 | JPN | 144 | KITAMOTO Shinobu | 51.08 (4) | 1:44.730 (4) | QS |
| | | | 145 | SUZUKI Yumiko | | 53.650 (6) | |
| | | | | | 2.57 | 6.124 | |
| 5 | 8 | FRA | 248 | VIARD Anne Laure | 51.44 (5) | 1:45.090 (5) | QS |
| | | | 249 | DELATTRE Marie | | 53.650 (7) | |
| | | | | | 2.93 | 6.484 | |
| 6 | 3 | USA | 229 | COLIN Kathryn | 52.39 (7) | 1:45.158 (6) | QS |
| | | | 230 | SPALDING Lauren | | 52.768 (4) | |
| | | | | | 3.88 | 6.552 | |
| 7 | 6 | ROM | 185 | VULPES Florica | 51.86 (6) | 1:45.386 (7) | QS |
| | | | 186 | TALPA Lidia | | 53.526 (5) | |
| | | | | | 3.35 | 6.780 | |
| 8 | 2 | KAZ | 149 | SERGEYEVA Natalya | 52.94 (8) | 1:46.710 (8) | ?? |
| | | | 150 | UZHAKHOVA Ellina | | 53.770 (8) | |
| | | | | | 4.43 | 8.104 | |

| | |
|--------------------|----------------------------------------------|
| Progression | 1/3 to Final, 4/7 to S.F.+8th B.T., Rest Out |
|--------------------|----------------------------------------------|

| | | | | | |
|------------------------|-----|------------------|----------------------------|-----|-----------------|
| Chief Official: | CAN | GARNER Frank | Course Umpire: | ARG | FARIAS Cecilia |
| Starter: | BEL | JANSSENS Etienne | Course Umpire: | SVK | HAVIAR Miroslav |
| | | | Chief Finish Judge: | ITA | LANZA Onorato |

| | | | | | |
|---------------------------|--------------------|--------|-------------|---------------|-------------------------------------------------------------------------------------------------------|
| Weather Conditions | Air Temperature: | 25.0°C | Wind Speed: | 6.3 / 2.8 m/s | Wind Direction:  |
| | Water Temperature: | 27.5°C | Conditions: | Sunny | |
| | Humidity: | 53.0% | | | |

Legend:

| | | | | | | | |
|----|---------------------|-----|-------------------------|----|-----------|---|------------|
| QF | Qualified for final | QS | Qualified for semifinal | ?? | Not clear | X | Eliminated |
| °C | Degree celsius | m/s | Metres per second | | | | |




Results
Αποτελέσματα / Résultats

Race 31

| Rank | Lane | NOC | BIB | Name | 250m | 500m | Q |
|------|------|-----|-----|--------------------------|-----------|--------------|----|
| 1 | 3 | GER | 110 | FISCHER Birgit | 48.24 (1) | 1:39.588 (1) | QF |
| | | | 111 | LEONHARDT Carolin | | 51.348 (1) | |
| 2 | 6 | CHN | 60 | XU Linbei | 48.80 (2) | 1:40.943 (2) | QF |
| | | | 57 | ZHONG Hongyan | | 52.143 (4) | |
| | | | | | 0.56 | 1.355 | |
| 3 | 4 | POL | 167 | PASTUSZKA Aneta | 49.49 (3) | 1:41.164 (3) | QF |
| | | | 179 | SOKOLOWSKA KULESZA Beata | | 51.674 (2) | |
| | | | | | 1.25 | 1.576 | |
| 4 | 1 | SWE | 219 | PALDANIUS Sofia | 50.88 (5) | 1:44.059 (4) | QS |
| | | | 220 | KARLSSON Anna | | 53.179 (5) | |
| | | | | | 2.64 | 4.471 | |
| 5 | 5 | BUL | 31 | DACHEVA Delyana | 50.24 (4) | 1:44.268 (5) | QS |
| | | | 32 | PINDZHEVA Bonka | | 54.028 (7) | |
| | | | | | 2.00 | 4.680 | |
| 6 | 7 | BLR | 18 | PUCHKOVA Hanna | 53.45 (7) | 1:45.279 (6) | QS |
| | | | 19 | BETS Alena | | 51.829 (3) | |
| | | | | | 5.21 | 5.691 | |
| 7 | 2 | AUS | 3 | HARVEY Paula | 52.73 (6) | 1:46.319 (7) | QS |
| | | | 4 | TEGG Susan | | 53.589 (6) | |
| | | | | | 4.49 | 6.731 | |

Progression 1/3 to Final, 4/7 to S.F.+8th B.T., Rest Out

| | | | | | |
|------------------------|-----|------------------|----------------------------|-----|---------------------|
| Chief Official: | CAN | GARNER Frank | Course Umpire: | GRE | VLACHOS Charalampos |
| Starter: | BEL | JANSSENS Etienne | Course Umpire: | HUN | VASKUTI Istvan |
| | | | Chief Finish Judge: | ITA | LANZA Onorato |

| | | | | | |
|---------------------------|--------------------|--------|-------------|---------------|-------------------------------------------------------------------------------------------------------|
| Weather Conditions | Air Temperature: | 25.0°C | Wind Speed: | 7.3 / 4.2 m/s | Wind Direction:  |
| | Water Temperature: | 27.5°C | Conditions: | Sunny | |
| | Humidity: | 53.0% | | | |

Legend:

| | | | | | | | |
|----|---------------------|-----|-------------------------|----|-----------|---|------------|
| QF | Qualified for final | QS | Qualified for semifinal | ?? | Not clear | X | Eliminated |
| °C | Degree celsius | m/s | Metres per second | | | | |




Results
Αποτελέσματα / Résultats

Race 50

| Rank | Lane | NOC | BIB | Name | 250m | 500m | Q |
|------|------|------------|-----|-------------------|-----------|--------------|----|
| 1 | 3 | BUL | 31 | DACHEVA Delyana | 50.83 (2) | 1:44.246 (1) | QF |
| | | | 32 | PINDZHEVA Bonka | | 53.416 (2) | |
| | | | | | 0.43 | | |
| 2 | 4 | SWE | 219 | PALDANIUS Sofia | 51.97 (6) | 1:44.570 (2) | QF |
| | | | 220 | KARLSSON Anna | | 52.600 (1) | |
| | | | | | 1.57 | 0.324 | |
| 3 | 7 | BLR | 18 | PUCHKOVA Hanna | 51.23 (3) | 1:45.234 (3) | QF |
| | | | 19 | BETS Alena | | 54.004 (5) | |
| | | | | | 0.83 | 0.988 | |
| 4 | 6 | FRA | 248 | VIARD Anne Laure | 51.43 (4) | 1:45.626 (4) | X |
| | | | 249 | DELATTRE Marie | | 54.196 (6) | |
| | | | | | 1.03 | 1.380 | |
| 5 | 8 | ROM | 185 | VULPES Florica | 51.88 (5) | 1:45.770 (5) | X |
| | | | 186 | TALPA Lidia | | 53.890 (4) | |
| | | | | | 1.48 | 1.524 | |
| 6 | 9 | KAZ | 149 | SERGEYEVA Natalya | 52.41 (7) | 1:46.214 (6) | X |
| | | | 150 | UZHAKHOVA Ellina | | 53.804 (3) | |
| | | | | | 2.01 | 1.968 | |
| 7 | 2 | USA | 229 | COLIN Kathryn | 52.57 (8) | 1:46.786 (7) | X |
| | | | 230 | SPALDING Lauren | | 54.216 (7) | |
| | | | | | 2.17 | 2.540 | |
| 8 | 5 | JPN | 144 | KITAMOTO Shinobu | 50.40 (1) | 1:47.614 (8) | X |
| | | | 145 | SUZUKI Yumiko | | 57.214 (8) | |
| | | | | | | 3.368 | |
| 9 | 1 | AUS | 3 | HARVEY Paula | 53.12 (9) | 1:51.402 (9) | X |
| | | | 4 | TEGG Susan | | 58.282 (9) | |
| | | | | | 2.72 | 7.156 | |

| | |
|--------------------|--------------|
| Progression | 1/3 to Final |
|--------------------|--------------|

| | | | | | |
|------------------------|-----|------------------|----------------------------|-----|---------------|
| Chief Official: | CAN | GARNER Frank | Course Umpire: | GBR | BLAND Peter |
| Starter: | BEL | JANSSENS Etienne | Course Umpire: | POL | PISZCZ Rafal |
| | | | Chief Finish Judge: | ITA | LANZA Onorato |

| | | | | | |
|---------------------------|--------------------|--------|-------------|---------------|-------------------------------------------------------------------------------------------------------|
| Weather Conditions | Air Temperature: | 25.0°C | Wind Speed: | 0.9 / 0.8 m/s | Wind Direction:  |
| | Water Temperature: | 26.0°C | Conditions: | Sunny | |
| | Humidity: | 53.0% | | | |

| | | | | | | | | |
|----------------|----|---------------------|-----|-------------------------|----|-----------|---|------------|
| Legend: | QF | Qualified for final | QS | Qualified for semifinal | ?? | Not clear | X | Eliminated |
| | °C | Degree celsius | m/s | Metres per second | | | | |




Results
Αποτελέσματα / Résultats

Race 62

| Rank | Lane | NOC | BIB | Name | 250m | 500m | Q |
|------|------|------------|-----|--------------------------|-----------|--------------|---|
| 1 | 5 | HUN | 127 | KOVACS Katalin | 47.96 (2) | 1:38.101 (1) | |
| | | | 131 | JANICS Natasa | | 50.141 (1) | |
| | | | | | 0.23 | | |
| 2 | 4 | GER | 110 | FISCHER Birgit | 47.73 (1) | 1:39.533 (2) | |
| | | | 111 | LEONHARDT Carolin | | 51.803 (4) | |
| | | | | | | 1.432 | |
| 3 | 2 | POL | 167 | PASTUSZKA Aneta | 48.06 (3) | 1:40.077 (3) | |
| | | | 179 | SOKOLOWSKA KULESZA Beata | | 52.017 (5) | |
| | | | | | 0.33 | 1.976 | |
| 4 | 6 | CHN | 60 | XU Linbei | 50.12 (6) | 1:40.913 (4) | |
| | | | 57 | ZHONG Hongyan | | 50.793 (2) | |
| | | | | | 2.39 | 2.812 | |
| 5 | 3 | ESP | 83 | MANCHON Beatriz | 48.55 (4) | 1:42.409 (5) | |
| | | | 84 | PORTELA Teresa | | 53.859 (9) | |
| | | | | | 0.82 | 4.308 | |
| 6 | 8 | BUL | 31 | DACHEVA Delyana | 50.83 (8) | 1:42.553 (6) | |
| | | | 32 | PINDZHEVA Bonka | | 51.723 (3) | |
| | | | | | 3.10 | 4.452 | |
| 7 | 7 | CAN | 50 | BRUNET Caroline | 50.29 (7) | 1:42.833 (7) | |
| | | | 35 | BARRE Mylanie | | 52.543 (7) | |
| | | | | | 2.56 | 4.732 | |
| 8 | 1 | SWE | 219 | PALDANIUS Sofia | 50.03 (5) | 1:43.077 (8) | |
| | | | 220 | KARLSSON Anna | | 53.047 (8) | |
| | | | | | 2.30 | 4.976 | |
| 9 | 9 | BLR | 18 | PUCHKOVA Hanna | 51.25 (9) | 1:43.729 (9) | |
| | | | 19 | BETS Alena | | 52.479 (6) | |
| | | | | | 3.52 | 5.628 | |

| | | | | | |
|------------------------|-----|------------------|----------------------------|-----|-----------------|
| Chief Official: | CAN | GARNER Frank | Course Umpire: | ARG | FARIAS Cecilia |
| Starter: | BEL | JANSSENS Etienne | Course Umpire: | SVK | HAVIAR Miroslav |
| | | | Chief Finish Judge: | ITA | LANZA Onorato |

| | | | | | |
|---------------------------|--------------------|--------|-------------|---------------|-------------------------------------------------------------------------------------------------------|
| Weather Conditions | Air Temperature: | 23.0°C | Wind Speed: | 5.4 / 6.1 m/s | Wind Direction:  |
| | Water Temperature: | 26.0°C | Conditions: | Sunny | |
| | Humidity: | 49.0% | | | |

Legend:

| | | | | | | | |
|----|---------------------|-----|-------------------------|----|-----------|---|------------|
| QF | Qualified for final | QS | Qualified for semifinal | ?? | Not clear | X | Eliminated |
| °C | Degree celsius | m/s | Metres per second | | | | |



Results Summary by Event

Συγκεντρωτικός Πίνακας Αποτελεσμάτων ανά Αγώνισμα / Résumé des résultats par épreuve

| Race | Date | Round | Rank | | | | | | | | | Progression |
|------------------|-------------|-------|------------------------|------------------------|------------------------|------------------------|------------------------|------------------------|------------------------|------------------------|----------------------------------------------|--------------|
| | | | 1 | 2 | 3 | 4 | 5 | 6 | 7 | 8 | 9 | |
| Heats | | | | | | | | | | | | |
| 30 | 24 AUG 2004 | 1 | HUN 1:38.606 | ESP 1:41.338 | CAN 1:43.434 | JPN 1:44.730 | FRA 1:45.090 | USA 1:45.158 | ROM 1:45.386 | KAZ 1:46.710 | 1/3 to Final, 4/7 to S.F.+8th B.T., Rest Out | |
| 31 | 24 AUG 2004 | 2 | GER 1:39.588 | CHN 1:40.943 | POL 1:41.164 | SWE 1:44.059 | BUL 1:44.268 | BLR 1:45.279 | AUS 1:46.319 | | | |
| Semifinal | | | | | | | | | | | | |
| 50 | 26 AUG 2004 | 1 | BUL 1:44.246 | SWE 1:44.570 | BLR 1:45.234 | FRA 1:45.626 | ROM 1:45.770 | KAZ 1:46.214 | USA 1:46.786 | JPN 1:47.614 | AUS 1:51.402 | 1/3 to Final |
| Final | | | | | | | | | | | | |
| 62 | 28 AUG 2004 | | HUN 1:38.101 | GER 1:39.533 | POL 1:40.077 | CHN 1:40.913 | ESP 1:42.409 | BUL 1:42.553 | CAN 1:42.833 | SWE 1:43.077 | BLR 1:43.729 | |



Competition Summary

Συγκεντρωτικά Αποτελέσματα Αγώνα / Résumé de la compétition

| Rank | Finalists | | | | | | | | | | | |
|-------------|-----------------|-----------------|-----------------|-----------------|-----------------|-----------------|-----------------|-----------------|-----------------|-----------------|-----------------|-----------------|
| | Men | | | | | | | | | Women | | |
| | K1 1000m | K1 500m | K2 1000m | K2 500m | K4 1000m | C1 1000m | C1 500m | C2 1000m | C2 500m | K1 500m | K2 500m | K4 500m |
| 1 Gold | NOR 3:25.897 | CAN 1:37.919 | SWE 3:18.420 | GER 1:27.040 | HUN 2:56.919 | ESP 3:46.201 | GER 1:46.383 | GER 3:41.802 | CHN 1:40.278 | HUN 1:47.741 | HUN 1:38.101 | GER 1:34.340 |
| 2 Silver | NZL 3:27.413 | AUS 1:38.467 | ITA 3:19.484 | AUS 1:27.920 | GER 2:58.659 | GER 3:46.721 | ESP 1:46.723 | RUS 3:42.990 | CUB 1:40.350 | ITA 1:49.729 | GER 1:39.533 | HUN 1:34.536 |
| 3 Bronze | CAN 3:28.218 | GBR 1:38.547 | NOR 3:19.528 | BLR 1:27.996 | SVK 2:59.314 | HUN 3:49.025 | RUS 1:47.767 | HUN 3:43.106 | RUS 1:40.442 | CAN 1:50.601 | POL 1:40.077 | UKR 1:36.192 |
| 4 | AUS 3:28.310 | NOR 1:38.667 | AUS 3:19.956 | POL 1:28.048 | BUL 2:59.622 | CZE 3:50.405 | BLR 1:47.903 | ROM 3:43.858 | ROM 1:40.618 | GER 1:52.557 | CHN 1:40.913 | POL 1:36.376 |
| 5 | GBR 3:30.553 | HUN 1:39.315 | BEL 3:20.196 | HUN 1:29.096 | NOR 3:01.698 | CAN 3:51.457 | CZE 1:47.999 | POL 3:44.338 | GER 1:40.802 | SVK 1:52.685 | ESP 1:42.409 | ESP 1:37.908 |
| 6 | HUN 3:31.121 | GER 1:39.647 | GER 3:20.548 | ESP 1:29.532 | BLR 3:02.419 | LAT 3:53.537 | CAN 1:48.103 | CAN 3:45.638 | BLR 1:40.858 | ISR 1:53.089 | BUL 1:42.553 | AUS 1:38.116 |
| 7 | POR 3:33.862 | FRA 1:40.187 | GBR 3:20.848 | LTU 1:29.868 | ROM 3:03.107 | SVK 3:54.629 | HUN 1:48.195 | ESP 3:45.766 | HUN 1:41.138 | GBR 1:53.717 | CAN 1:42.833 | CHN 1:38.144 |
| 8 | GER 3:34.381 | ARG 1:40.639 | NZL 3:21.336 | ITA 1:30.804 | POL 3:03.562 | CUB 3:54.957 | BUL 1:49.759 | CUB 3:50.346 | CAN 1:41.210 | FIN 1:53.937 | SWE 1:43.077 | CAN 1:39.952 |
| 9 | ISR 3:43.485 | ITA 1:41.575 | HUN 3:27.996 | RUS 1:31.048 | CAN 3:07.714 | RUS 3:55.773 | CHN 1:49.903 | CHN 3:52.926 | POL 1:42.046 | CHN 1:54.473 | BLR 1:43.729 | JPN 1:40.188 |

| Eliminated in Semifinals | | | | | | | | | | | | |
|--------------------------|-----------------|-----------------|-----------------|-----------------|-----------------|-----------------|-----------------|-----------------|-----------------|-----------------|-----------------|--|
| Men | | | | | | | | | Women | | | |
| K1 1000m | K1 500m | K2 1000m | K2 500m | K4 1000m | C1 1000m | C1 500m | C2 1000m | C2 500m | K1 500m | K2 500m | K4 500m | |
| POL 3:30.201 | LTU 1:40.253 | ESP 3:13.701 | SWE 1:31.030 | UZB 2:56.594 | BLR 3:55.456 | AUS 1:51.219 | BLR 3:33.588 | UKR 1:42.860 | BEL 1:54.534 | FRA 1:45.626 | USA 1:35.869 | |
| ARG 3:31.934 | USA 1:40.727 | RUS 3:14.089 | SCG 1:32.150 | | GRE 3:55.608 | LAT 1:52.511 | FRA 3:35.232 | ESP 1:43.160 | GRE 1:54.950 | ROM 1:45.770 | | |
| FRA 3:32.582 | UZB 1:40.737 | DEN 3:15.417 | BUL 1:33.182 | | KAZ 3:57.804 | SVK 1:52.871 | UKR 3:35.740 | SVK 1:44.732 | RUS 1:55.766 | KAZ 1:46.214 | | |
| RSA 3:32.893 | FIN 1:40.753 | USA 3:16.341 | DEN 1:33.482 | | ROM 3:59.640 | CUB 1:53.229 | SVK 3:36.572 | FRA 1:45.548 | CZE 1:56.154 | USA 1:46.786 | | |
| SVK 3:33.481 | RUS 1:40.765 | SCG 3:58.793 | USA 1:33.482 | | CHN 4:00.684 | KAZ 1:53.333 | USA 3:46.036 | USA 1:46.424 | AUS 1:56.198 | JPN 1:47.614 | | |
| SLO 3:35.050 | SUI 1:41.039 | CHN DSQ | UZB 1:33.654 | | BUL 4:05.664 | UKR 1:53.385 | | | USA 1:56.712 | AUS 1:51.402 | | |
| RUS 3:35.349 | RSA 1:41.131 | | CAN 1:34.318 | | URU 4:22.096 | GRE 1:53.793 | | | FRA 1:57.944 | | | |
| SUI 3:37.569 | SWE 1:41.291 | | ROM 1:34.398 | | CHI 4:22.644 | ROM 1:53.957 | | | UZB 1:59.560 | | | |
| BRA 3:37.682 | ESP 1:41.335 | | BRA 1:37.466 | | CRO 4:24.604 | URU 1:58.727 | | | ARG 2:00.198 | | | |
| LTU 3:39.493 | BUL 1:42.207 | | CHN 1:38.554 | | UKR DSQ | CRO 2:06.347 | | | JPN 2:03.076 | | | |
| ITA 3:39.510 | BRA 1:42.213 | | | | | | | | VIE 2:06.692 | | | |
| USA 3:47.426 | POR 1:43.051 | | | | | | | | POL DSQ | | | |
| | SVK 1:43.095 | | | | | | | | | | | |
| | POL 1:43.125 | | | | | | | | | | | |
| | ISR 1:43.411 | | | | | | | | | | | |
| | CHN 1:46.179 | | | | | | | | | | | |



Competition Summary

Συγκεντρωτικά Αποτελέσματα Αγώνα / Résumé de la compétition

| Eliminated in Semifinals | | | | | | | | | | | |
|--------------------------|------------------------|-------------|------------|-------------|-------------|------------|-------------|------------|------------|------------|------------|
| Men | | | | | | | | | Women | | |
| K1 1000m | K1 500m | K2 1000m | K2 500m | K4 1000m | C1 1000m | C1 500m | C2 1000m | C2 500m | K1 500m | K2 500m | K4 500m |
| | GRE 1:46.627 | | | | | | | | | | |
| | SEY 2:04.975 | | | | | | | | | | |

| Eliminated in Heats | | | | | | | | | | | |
|------------------------|------------------------|------------------------|------------|-------------|-------------|------------|-------------|------------|------------------------|------------|------------|
| Men | | | | | | | | | Women | | |
| K1 1000m | K1 500m | K2 1000m | K2 500m | K4 1000m | C1 1000m | C1 500m | C2 1000m | C2 500m | K1 500m | K2 500m | K4 500m |
| CHN 3:38.522 | NZL 2:06.937 | UZB 3:24.031 | | | | | | | INA 2:03.790 | | |
| GRE 3:41.664 | | | | | | | | | KAZ DSQ | | |
| UZB 3:48.140 | | | | | | | | | | | |
| SEY 4:17.128 | | | | | | | | | | | |

Legend:

| Boat Codes | | | | | | | |
|------------|--------------|----|--------------|----|--------------|----|--------------|
| C1 | Canoe single | C2 | Canoe double | K1 | Kayak single | K2 | Kayak double |
| | | | | K4 | Kayak four | | |



Medallists by Event

Κάτοχοι Μεταλ ανά αγών / Médailles par épreuve

AFTER 12 OF 12 EVENTS

| Event Name | Date | Medal | Name | NOC Code |
|---------------|-------------|--------|----------------------------------------------------------------------------|----------|
| K1 1000m MEN | 27 AUG 2004 | Gold | LARSEN Eirik Veraas | NOR |
| | | Silver | FOUHY Ben | NZL |
| | | Bronze | van KOEVERDEN Adam | CAN |
| C1 1000m MEN | 27 AUG 2004 | Gold | CAL David | ESP |
| | | Silver | DITTMER Andreas | GER |
| | | Bronze | VAJDA Attila | HUN |
| K4 500m WOMEN | 27 AUG 2004 | Gold | FISCHER Birgit NOLLEN Maike WAGNER Katrin LEONHARDT Carolin | GER |
| | | Silver | KOVACS Katalin SZABO Szilvia VISKI Erzsebet BOTA Kinga | HUN |
| | | Bronze | OSYPENKO Inna SEMYKINA Tetyana BALABANOVA Hanna CHEREVATOVA Olena | UKR |
| K2 1000m MEN | 27 AUG 2004 | Gold | OSCARSSON Markus NILSSON Henrik | SWE |
| | | Silver | ROSSI Antonio BONOMI Beniamino | ITA |
| | | Bronze | LARSEN Eirik Veraas FJELDHEIM Nils Olav | NOR |
| C2 1000m MEN | 27 AUG 2004 | Gold | GILLE Christian WYLENZEK Tomasz | GER |
| | | Silver | KOSTOGLOD Alexander KOVALEV Alexander | RUS |
| | | Bronze | KOZMANN Gyorgy KOLONICS Gyorgy | HUN |
| K4 1000m MEN | 27 AUG 2004 | Gold | KAMMERER Zoltan STORCZ Botond VERECKEI Akos HORVATH Gabor | HUN |
| | | Silver | IHLE Andreas ZABEL Mark BACH Bjoern | GER |



Medallists by Event

Κάτοχοι Μεταλ ανά αγών / Médailles par épreuve

| Event Name | Date | Medal | Name | NOC Code |
|---------------|-------------|--------|---------------------------------------------------------------------|----------|
| | | | ULM Stefan | |
| | | Bronze | RISZDORFER Richard RISZDORFER Michal VLCEK Erik BACA Juraj | SVK |
| K1 500m MEN | 28 AUG 2004 | Gold | van KOEVERDEN Adam | CAN |
| | | Silver | BAGGALEY Nathan | AUS |
| | | Bronze | WYNNE Ian | GBR |
| C1 500m MEN | 28 AUG 2004 | Gold | DITTMER Andreas | GER |
| | | Silver | CAL David | ESP |
| | | Bronze | OPALEV Maxim | RUS |
| K1 500m WOMEN | 28 AUG 2004 | Gold | JANICS Natasa | HUN |
| | | Silver | IDEM Josefa | ITA |
| | | Bronze | BRUNET Caroline | CAN |
| K2 500m MEN | 28 AUG 2004 | Gold | RAUHE Ronald WIESKOETTER Tim | GER |
| | | Silver | ROBINSON Clint BAGGALEY Nathan | AUS |
| | | Bronze | PIATRUSHENKA Raman MAKHNEU Vadzim | BLR |
| C2 500m MEN | 28 AUG 2004 | Gold | MENG Guanliang YANG Wenjun | CHN |
| | | Silver | ROJAS BLANCO Ibrahim BALCEIRO PAJON Ledis Frank | CUB |
| | | Bronze | KOSTOGLOD Alexander KOVALEV Alexander | RUS |
| K2 500m WOMEN | 28 AUG 2004 | Gold | KOVACS Katalin JANICS Natasa | HUN |
| | | Silver | FISCHER Birgit LEONHARDT Carolin | GER |
| | | Bronze | PASTUSZKA Aneta SOKOLOWSKA KULESZA Beata | POL |

Legend:

| Boat Codes | | | | | | | |
|------------|--------------|----|--------------|----|--------------|----|--------------|
| C1 | Canoe single | C2 | Canoe double | K1 | Kayak single | K2 | Kayak double |
| | | | | K4 | Kayak four | | |



Medal Standings

Κατάταξη Μεταλλίων / Classmt médailles

AFTER 12 OF 12 EVENTS

| Rank | NOC Code | Men | | | | Women | | | | Total | | | | Rank by Total |
|------|---------------------|----------|----------|----------|-----------|----------|----------|----------|----------|-----------|-----------|-----------|-----------|---------------|
| | | G | S | B | Total | G | S | B | Total | G | S | B | Total | |
| 1 | GER - Germany | 3 | 2 | | 5 | 1 | 1 | | 2 | 4 | 3 | | 7 | 1 |
| 2 | HUN - Hungary | 1 | | 2 | 3 | 2 | 1 | | 3 | 3 | 1 | 2 | 6 | 2 |
| 3 | ESP - Spain | 1 | 1 | | 2 | | | | | 1 | 1 | | 2 | =5 |
| 4 | CAN - Canada | 1 | | 1 | 2 | | | 1 | 1 | 1 | | 2 | 3 | =3 |
| 5 | NOR - Norway | 1 | | 1 | 2 | | | | | 1 | | 1 | 2 | =5 |
| 6 | CHN - China | 1 | | | 1 | | | | | 1 | | | 1 | =9 |
| 6 | SWE - Sweden | 1 | | | 1 | | | | | 1 | | | 1 | =9 |
| 8 | AUS - Australia | | 2 | | 2 | | | | | | 2 | | 2 | =5 |
| 8 | ITA - Italy | | 1 | | 1 | | 1 | | 1 | | 2 | | 2 | =5 |
| 10 | RUS - Russia | | 1 | 2 | 3 | | | | | | 1 | 2 | 3 | =3 |
| 11 | CUB - Cuba | | 1 | | 1 | | | | | | 1 | | 1 | =9 |
| 11 | NZL - New Zealand | | 1 | | 1 | | | | | | 1 | | 1 | =9 |
| 13 | BLR - Belarus | | | 1 | 1 | | | | | | | 1 | 1 | =9 |
| 13 | GBR - Great Britain | | | 1 | 1 | | | | | | | 1 | 1 | =9 |
| 13 | POL - Poland | | | | | | | 1 | 1 | | | 1 | 1 | =9 |
| 13 | SVK - Slovakia | | | 1 | 1 | | | | | | | 1 | 1 | =9 |
| 13 | UKR - Ukraine | | | | | | | 1 | 1 | | | 1 | 1 | =9 |
| | Total | 9 | 9 | 9 | 27 | 3 | 3 | 3 | 9 | 12 | 12 | 12 | 36 | |

Legend:

| | | | | | | | |
|---|------|---|--------|---|--------|---|-------|
| G | Gold | S | Silver | B | Bronze | T | Total |
|---|------|---|--------|---|--------|---|-------|

Note: '=' - Equal sign indicates that two or more athletes or NOCs share the same rank by total



Final Placing by NOC

Τελική Κατάταξη των ΕΟΕ / Classement final par CNO

| NOC Code | NOC | Men | | | | | | | | Women | | | NOC Code | |
|----------|---------------------------|----------|---------|----------|---------|----------|----------|---------|----------|---------|---------|---------|----------|---------|
| | | K1 1000m | K1 500m | K2 1000m | K2 500m | K4 1000m | C1 1000m | C1 500m | C2 1000m | C2 500m | K1 500m | K2 500m | | K4 500m |
| ARG | Argentina | | 8 | | | | | | | | | | | ARG |
| AUS | Australia | 4 | 2 | 4 | 2 | | | | | | | | 6 | AUS |
| BEL | Belgium | | | 5 | | | | | | | | | | BEL |
| BLR | Belarus | | | | 3 | 6 | | 4 | | 6 | | | | BLR |
| BUL | Bulgaria | | | | | 4 | | 8 | | | | | | BUL |
| CAN | Canada | 3 | 1 | | | 9 | 5 | 6 | 6 | 8 | 3 | 7 | 8 | CAN |
| CHN | Peoples Republic of China | | | | | | | 9 | 9 | 1 | 9 | 4 | 7 | CHN |
| CUB | Cuba | | | | | | 8 | | 8 | 2 | | | | CUB |
| CZE | Czech Republic | | | | | | 4 | 5 | | | | | | CZE |
| ESP | Spain | | | | 6 | | 1 | 2 | 7 | | | 5 | 5 | ESP |
| FIN | Finland | | | | | | | | | | 8 | | | FIN |
| FRA | France | | 7 | | | | | | | | | | | FRA |
| GBR | Great Britain | 5 | 3 | 7 | | | | | | | 7 | | | GBR |
| GER | Germany | 8 | 6 | 6 | 1 | 2 | 2 | 1 | 1 | 5 | 4 | 2 | 1 | GER |
| HUN | Hungary | 6 | 5 | 9 | 5 | 1 | 3 | 7 | 3 | 7 | 1 | 1 | 2 | HUN |
| ISR | Israel | 9 | | | | | | | | | 6 | | | ISR |
| ITA | Italy | | 9 | 2 | 8 | | | | | | 2 | | | ITA |
| JPN | Japan | | | | | | | | | | | | 9 | JPN |
| LAT | Latvia | | | | | | 6 | | | | | | | LAT |
| LTU | Lithuania | | | | 7 | | | | | | | | | LTU |
| NOR | Norway | 1 | 4 | 3 | | 5 | | | | | | | | NOR |
| NZL | New Zealand | 2 | | 8 | | | | | | | | | | NZL |
| POL | Poland | | | | 4 | 8 | | | 5 | 9 | | 3 | 4 | POL |
| POR | Portugal | 7 | | | | | | | | | | | | POR |
| ROM | Romania | | | | | 7 | | | 4 | 4 | | | | ROM |
| RUS | Russian Federation | | | | 9 | | 9 | 3 | 2 | 3 | | | | RUS |
| SVK | Slovakia | | | | | 3 | 7 | | | | 5 | | | SVK |
| SWE | Sweden | | | 1 | | | | | | | | | | SWE |
| UKR | Ukraine | | | | | | | | | | | | 3 | UKR |

Legend:

| Boat Codes | | | | | | | |
|------------|--------------|----|--------------|----|--------------|----|--------------|
| C1 | Canoe single | C2 | Canoe double | K1 | Kayak single | K2 | Kayak double |
| | | | | K4 | Kayak four | | |



Points by NOC

Βαθμοί ανά ΕΟΕ / Points par CNO

| Rank | NOC Code | NOC | K Men | | C Men | | K Women | | Total Points |
|------|----------|---------------------------|--------|------|--------|------|---------|------|--------------|
| | | | Points | Rank | Points | Rank | Points | Rank | |
| 1 | GER | Germany | 78 | 1 | 73 | 1 | 54 | 2 | 205 |
| 2 | HUN | Hungary | 75 | 2 | 60 | 3 | 58 | 1 | 193 |
| 3 | CAN | Canada | 49 | 5 | 55 | 4 | 42 | 3 | 146 |
| 4 | ESP | Spain | 16 | 14 | 52 | 5 | 30 | 6 | 98 |
| 5 | POL | Poland | 30 | 10 | 26 | 11 | 34 | 5 | 90 |
| 6 | CHN | Peoples Republic of China | 4 | =24 | 43 | =6 | 40 | 4 | 87 |
| 7 | AUS | Australia | 68 | =3 | 1 | =22 | 16 | 9 | 85 |
| 8 | RUS | Russian Federation | 14 | =17 | 63 | 2 | 1 | =21 | 78 |
| 9 | BLR | Belarus | 31 | =8 | 32 | 9 | 11 | 17 | 74 |
| 10 | NOR | Norway | 68 | =3 | | | | | 68 |
| 11 | ITA | Italy | 42 | 7 | | | 18 | 7 | 60 |
| 12 | GBR | Great Britain | 45 | 6 | | | 13 | =13 | 58 |
| 13 | SVK | Slovakia | 19 | 12 | 16 | 12 | 15 | 10 | 50 |
| 14 | ROM | Romania | 14 | =17 | 34 | 8 | 1 | =21 | 49 |
| 15 | BUL | Bulgaria | 18 | 13 | 13 | 14 | 14 | =11 | 45 |
| 16 | CUB | Cuba | | | 43 | =6 | | | 43 |
| 17 | SWE | Sweden | 22 | 11 | | | 12 | =15 | 34 |
| 18 | CZE | Czech Republic | | | 31 | 10 | 1 | =21 | 32 |
| 19 | NZL | New Zealand | 31 | =8 | | | | | 31 |
| 20 | ISR | Israel | 12 | 22 | | | 14 | =11 | 26 |
| 21 | UKR | Ukraine | | | 4 | 15 | 17 | 8 | 21 |
| 22 | FRA | France | 14 | =17 | 2 | =16 | 2 | =19 | 18 |
| 23 | BEL | Belgium | 15 | =15 | | | 1 | =21 | 16 |
| 24 | LAT | Latvia | | | 15 | 13 | | | 15 |
| 24 | LTU | Lithuania | 15 | =15 | | | | | 15 |
| 26 | ARG | Argentina | 13 | 21 | | | 1 | =21 | 14 |
| 26 | POR | Portugal | 14 | =17 | | | | | 14 |
| 28 | FIN | Finland | 1 | =33 | | | 12 | =15 | 13 |
| 28 | JPN | Japan | | | | | 13 | =13 | 13 |
| 30 | USA | United States of America | 4 | =24 | 2 | =16 | 3 | 18 | 9 |
| 31 | UZB | Uzbekistan | 5 | 23 | | | 1 | =21 | 6 |
| 32 | GRE | Greece | 2 | =27 | 2 | =16 | 1 | =21 | 5 |
| 33 | KAZ | Kazhakstan | | | 2 | =16 | 2 | =19 | 4 |
| 34 | BRA | Brazil | 3 | 26 | | | | | 3 |
| 35 | CRO | Croatia | | | 2 | =16 | | | 2 |
| 35 | DEN | Denmark | 2 | =27 | | | | | 2 |
| 35 | RSA | Republic of South Africa | 2 | =27 | | | | | 2 |
| 35 | SCG | Serbia and Montenegro | 2 | =27 | | | | | 2 |
| 35 | SEY | Seychelles | 2 | =27 | | | | | 2 |
| 35 | SUI | Switzerland | 2 | =27 | | | | | 2 |
| 35 | URU | Uruguay | | | 2 | =16 | | | 2 |
| 42 | CHI | Chile | | | 1 | =22 | | | 1 |
| 42 | INA | Indonesia | | | | | 1 | =21 | 1 |
| 42 | SLO | Slovenia | 1 | =33 | | | | | 1 |
| 42 | VIE | Vietnam | | | | | 1 | =21 | 1 |

Legend:

| | | | | | | | |
|---|-------|---|-------|--|--|--|--|
| K | Kayak | C | Canoe | | | | |
|---|-------|---|-------|--|--|--|--|

As of SAT 28 AUG 2004



ICF Medal Standing

ICF Κατάταξη Μεταλλίων / Classmt médailles ICF

AFTER 16 OF 16 EVENTS

| Rank | NOC Code | NOC | Canoe/ Kayak Flatwater Racing | | | | | | | | | | | | Canoe/ Kayak Slalom Racing | | | | | | | | | | | | Grand Total | | | | Rank by Total |
|------|----------|----------------|-------------------------------|----------|----------|-----------|----------|----------|----------|----------|-----------|-----------|-----------|-----------|----------------------------|----------|----------|----------|----------|----------|----------|----------|----------|----------|----------|-----------|-------------|-----------|-----------|-----------|---------------|
| | | | Men | | | | Women | | | | Total | | | | Men | | | | Women | | | | Total | | | | | | | | |
| | | | G | S | B | T | G | S | B | T | G | S | B | T | G | S | B | T | G | S | B | T | G | S | B | T | | | | | |
| 1 | GER | Germany | 3 | 2 | | 5 | 1 | 1 | | 2 | 4 | 3 | | 7 | | 1 | 1 | 2 | | | | | | 1 | 1 | 2 | 4 | 4 | 1 | 9 | 1 |
| 2 | HUN | Hungary | 1 | | 2 | 3 | 2 | 1 | | 3 | 3 | 1 | 2 | 6 | | | | | | | | | | | | | 3 | 1 | 2 | 6 | 2 |
| 3 | SVK | Slovakia | | | 1 | 1 | | | | | | | 1 | 1 | 1 | 1 | | 2 | 1 | | | 1 | 2 | 1 | | 3 | 2 | 1 | 1 | 4 | 3 |
| 4 | FRA | France | | | | | | | | | | | | | 2 | | 1 | 3 | | | | 2 | | 1 | 3 | 2 | | 1 | 3 | =4 | |
| 5 | ESP | Spain | 1 | 1 | | 2 | | | | | 1 | 1 | | 2 | | | | | | | | | | | | 1 | 1 | | 2 | =8 | |
| 6 | CAN | Canada | 1 | | 1 | 2 | | | 1 | 1 | 1 | | 2 | 3 | | | | | | | | | | | | 1 | | 2 | 3 | =4 | |
| 7 | NOR | Norway | 1 | | 1 | 2 | | | | | 1 | | 1 | 2 | | | | | | | | | | | | 1 | | 1 | 2 | =8 | |
| 8 | CHN | China | 1 | | | 1 | | | | | 1 | | | 1 | | | | | | | | | | | | 1 | | | 1 | =12 | |
| 8 | SWE | Sweden | 1 | | | 1 | | | | | 1 | | | 1 | | | | | | | | | | | | 1 | | | 1 | =12 | |
| 10 | AUS | Australia | | 2 | | 2 | | | | | | 2 | | 2 | | | | | | | | | | | | | 2 | | 2 | =8 | |
| 10 | ITA | Italy | | 1 | | 1 | | 1 | | 1 | | 2 | | 2 | | | | | | | | | | | | 2 | | 2 | =8 | | |
| 12 | GBR | Great Britain | | | 1 | 1 | | | | | | 1 | 1 | | 1 | | 1 | | | 1 | 1 | | 1 | 1 | 2 | | 1 | 2 | 3 | =4 | |
| 12 | RUS | Russia | | 1 | 2 | 3 | | | | | | 1 | 2 | 3 | | | | | | | | | | | | 1 | 2 | 3 | =4 | | |
| 14 | CUB | Cuba | | 1 | | 1 | | | | | | 1 | | 1 | | | | | | | | | | | | 1 | | 1 | =12 | | |
| 14 | NZL | New Zealand | | 1 | | 1 | | | | | | 1 | | 1 | | | | | | | | | | | | 1 | | 1 | =12 | | |
| 14 | USA | United States | | | | | | | | | | | | | | | | 1 | 1 | | 1 | 1 | | 1 | 1 | 1 | 1 | 1 | =12 | | |
| 17 | BLR | Belarus | | | 1 | 1 | | | | | | 1 | 1 | | | | | | | | | | | | | | 1 | 1 | =12 | | |
| 17 | CZE | Czech Republic | | | | | | | | | | | | | | | 1 | 1 | | | | | 1 | 1 | | | 1 | 1 | =12 | | |
| 17 | POL | Poland | | | | | | 1 | 1 | | | 1 | 1 | | | | | | | | | | | | | | 1 | 1 | =12 | | |
| 17 | UKR | Ukraine | | | | | | 1 | 1 | | | 1 | 1 | | | | | | | | | | | | | | 1 | 1 | =12 | | |
| | | Total | 9 | 9 | 9 | 27 | 3 | 3 | 3 | 9 | 12 | 12 | 12 | 36 | 3 | 3 | 3 | 9 | 1 | 1 | 1 | 3 | 4 | 4 | 4 | 12 | 16 | 16 | 16 | 48 | |

Legend:

| | | | | | | | |
|---|------|---|--------|---|--------|---|-------|
| G | Gold | S | Silver | B | Bronze | T | Total |
|---|------|---|--------|---|--------|---|-------|

Note: '=' - Equal sign indicates that two or more athletes or NOCs share the same rank by total

Organising Committee
for the Olympic Games
ATHENS 2004

Comité d'Organisation
des Jeux Olympiques
ATHÈNES 2004

