



SEVILLA 2002
CAMPEONATOS DEL MUNDO DE
PIRAGÜISMO

Andalucía
E S P A Ñ A

Sevilla, 28 agosto - 1 septiembre 2002

Competition Timetable

29/08/2002 MORNING								
Race	Time	Boat		Distance	Event	Number	Progresion	
1	09:00	K-4	Women	1.000 m	Heat	1	1/3 to Final 4/7 to S.F.+8th B.T. Rest Out	
2	09:07	K-4	Women	1.000 m	Heat	2		
3	09:14	C-1	Men	1.000 m	Heat	1	1st to Final 2/7 to S.F. Rest Out	
4	09:21	C-1	Men	1.000 m	Heat	2		
5	09:28	C-1	Men	1.000 m	Heat	3		
6	09:35	NO RACE						
7	09:42	K-1	Men	1.000 m	Heat	1	1/6 to S.F. Rest Out	
8	09:49	K-1	Men	1.000 m	Heat	2		
9	09:56	K-1	Men	1.000 m	Heat	3		
10	10:03	K-1	Men	1.000 m	Heat	4		
11	10:10	K-1	Men	1.000 m	Heat	5		
12	10:17	K-1	Men	1.000 m	Heat	6	1st to Final 2/7 to S.F. Rest Out	
13	10:24	K-1	Women	1.000 m	Heat	1		
14	10:31	K-1	Women	1.000 m	Heat	2		
15	10:38	K-1	Women	1.000 m	Heat	3	1st to Final 2/7 to S.F. Rest Out	
16	10:45	C-2	Men	1.000 m	Heat	1		
17	10:52	C-2	Men	1.000 m	Heat	2	1st to Final 2/7 to S.F. Rest Out	
18	10:59	C-2	Men	1.000 m	Heat	3		
19	11:06	K-2	Men	1.000 m	Heat	1		1/7 to S.F. + 8th B.T. Rest Out
20	11:13	K-2	Men	1.000 m	Heat	2		
21	11:20	K-2	Men	1.000 m	Heat	3		
22	11:27	K-2	Men	1.000 m	Heat	4		
23	11:34	K-2	Men	1.000 m	Heat	5		
24	11:41	NO RACE						
25	11:48	K-2	Women	1.000 m	Heat	1	1st to Final 2/7 to S.F. Rest Out	
26	11:55	K-2	Women	1.000 m	Heat	2		
27	12:02	K-2	Women	1.000 m	Heat	3		
28	12:09	C-4	Men	1.000 m	Heat	1	1/3 to Final 4/7 to S.F.+8th B.T. Rest Out	
29	12:16	C-4	Men	1.000 m	Heat	2		
30	12:23	K-4	Men	1.000 m	Heat	1	1st to Final 2/7 to S.F. Rest Out	
31	12:30	K-4	Men	1.000 m	Heat	2		
32	12:37	K-4	Men	1.000 m	Heat	3		
29/08/2002 AFTERNOON								
33	16:00	K-4	Women	500 m	Heat	1	1st to Final 2/7 to S.F. Rest Out	
34	16:05	K-4	Women	500 m	Heat	2		
35	16:10	K-4	Women	500 m	Heat	3		
36	16:15	C-1	Men	500 m	Heat	1	1/6 to S.F. + 3 best next by time Rest Out	
37	16:20	C-1	Men	500 m	Heat	2		
38	16:25	C-1	Men	500 m	Heat	3		
39	16:30	C-1	Men	500 m	Heat	4	1/6 to S.F. Rest Out	
40	16:35	K-1	Men	500 m	Heat	1		
41	16:40	K-1	Men	500 m	Heat	2		
42	16:45	K-1	Men	500 m	Heat	3		
43	16:50	K-1	Men	500 m	Heat	4		
44	16:55	K-1	Men	500 m	Heat	5	1/6 to S.F. + 3 best next by time Rest Out	
45	17:00	K-1	Men	500 m	Heat	6		
46	17:05	K-1	Women	500 m	Heat	1		
47	17:10	K-1	Women	500 m	Heat	2		
48	17:15	K-1	Women	500 m	Heat	3	1/6 to S.F. + 3 best next by time Rest Out	
49	17:20	K-1	Women	500 m	Heat	4		
50	17:25	C-2	Men	500 m	Heat	1		1st to Final 2/7 to S.F. Rest Out
51	17:30	C-2	Men	500 m	Heat	2		
52	17:35	C-2	Men	500 m	Heat	3		
53	17:40	K-2	Men	500 m	Heat	1	1/6 to S.F. Rest Out	
54	17:45	K-2	Men	500 m	Heat	2		
55	17:50	K-2	Men	500 m	Heat	3		
56	17:55	K-2	Men	500 m	Heat	4		
57	18:00	K-2	Men	500 m	Heat	5		
58	18:05	K-2	Men	500 m	Heat	6	1/6 to S.F. + 3 best next by time Rest Out	
59	18:10	K-2	Women	500 m	Heat	1		
60	18:15	K-2	Women	500 m	Heat	2		
61	18:20	K-2	Women	500 m	Heat	3		
62	18:25	K-2	Women	500 m	Heat	4	1/3 to Final 4/7 to S.F.+8th B.T. Rest Out	
63	18:30	C-4	Men	500 m	Heat	1		
64	18:35	C-4	Men	500 m	Heat	2	1st to Final 2/7 to S.F. Rest Out	
65	18:40	K-4	Men	500 m	Heat	1		
66	18:45	K-4	Men	500 m	Heat	2		
67	18:50	K-4	Men	500 m	Heat	3		

30/08/2002		MORNING						
Race	Time	Boat		Distance	Event	Number	Progression	
68	09:00	K-4	Women	1.000 m	Semi-Final	1	1/3 to Final Rest Out	
69	09:10	C-1	Men	1.000 m	Semi-Final	1	1/3 to Final A 4/7 + 8th B.T. to Final B Rest Out	
70	09:20	C-1	Men	1.000 m	Semi-Final	2		
71	09:30	NO RACE						
72	09:40	K-1	Men	1.000 m	Semi-Final	1	1/2 + 3rd B.T to Final A 3/4-3rd B.T. + 2 best next by time to Final B Rest Out	
73	09:50	K-1	Men	1.000 m	Semi-Final	2		
74	10:00	K-1	Men	1.000 m	Semi-Final	3		
75	10:10	K-1	Men	1.000 m	Semi-Final	4		
76	10:20	K-1	Women	1.000 m	Semi-Final	1	1/3 to Final A 4/7 + 8th B.T. to Final B Rest Out	
77	10:30	K-1	Women	1.000 m	Semi-Final	2		
78	10:40	C-2	Men	1.000 m	Semi-Final	1	1/3 to Final A 4/7 + 8th B.T. to Final B Rest Out	
79	10:50	C-2	Men	1.000 m	Semi-Final	2		
80	11:00	K-2	Men	1.000 m	Semi-Final	1	1/2 + 3rd B.T to Final A 3/4-3rd B.T. + 2 best next by time to Final B Rest Out	
81	11:10	K-2	Men	1.000 m	Semi-Final	2		
82	11:20	K-2	Men	1.000 m	Semi-Final	3		
83	11:30	K-2	Men	1.000 m	Semi-Final	4		
84	11:40	K-2	Women	1.000 m	Semi-Final	1	1/3 to Final A 4/7 + 8th B.T. to Final B Rest Out	
85	11:50	K-2	Women	1.000 m	Semi-Final	2		
86	12:00	C-4	Men	1.000 m	Semi-Final	1	1/3 to Final Rest Out	
87	12:10	K-4	Men	1.000 m	Semi-Final	1	1/3 to Final A 4/7 + 8th B.T. to Final B Rest Out	
88	12:20	K-4	Men	1.000 m	Semi-Final	2		
30/08/2002		AFTERNOON						
89	16:00	K-4	Women	500 m	Semi-Final	1	1/3 to Final A 4/7 + 8th B.T. to Final B Rest Out	
90	16:10	K-4	Women	500 m	Semi-Final	2		
91	16:20	C-1	Men	500 m	Semi-Final	1	1/3 to Final A 4/6 to Final B Rest Out	
92	16:30	C-1	Men	500 m	Semi-Final	2		
93	16:40	C-1	Men	500 m	Semi-Final	3		
94	16:50	K-1	Men	500 m	Semi-Final	1	1/2 + 3rd B.T to Final A 3/4-3rd B.T. + 2 best next by time to Final B Rest Out	
95	17:00	K-1	Men	500 m	Semi-Final	2		
96	17:10	K-1	Men	500 m	Semi-Final	3		
97	17:20	K-1	Men	500 m	Semi-Final	4		
98	17:30	K-1	Women	500 m	Semi-Final	1	1/3 to Final A 4/6 to Final B Rest Out	
99	17:40	K-1	Women	500 m	Semi-Final	2		
100	17:50	K-1	Women	500 m	Semi-Final	3		
101	18:00	C-2	Men	500 m	Semi-Final	1	1/3 to Final A 4/7 + 8th B.T. to Final B Rest Out	
102	18:10	C-2	Men	500 m	Semi-Final	2		
103	18:20	K-2	Men	500 m	Semi-Final	1	1/2 + 3rd B.T to Final A 3/4-3rd B.T. + 2 best next by time to Final B Rest Out	
104	18:30	K-2	Men	500 m	Semi-Final	2		
105	18:40	K-2	Men	500 m	Semi-Final	3		
106	18:50	K-2	Men	500 m	Semi-Final	4		
107	19:00	K-2	Women	500 m	Semi-Final	1	1/3 to Final A 4/6 to Final B Rest Out	
108	19:10	K-2	Women	500 m	Semi-Final	2		
109	19:20	K-2	Women	500 m	Semi-Final	3		
110	19:30	C-4	Men	500 m	Semi-Final	1	1/3 to Final Rest Out	
111	19:40	K-4	Men	500 m	Semi-Final	1	1/3 to Final A 4/7 + 8th B.T. to Final B Rest Out	
112	19:50	K-4	Men	500 m	Semi-Final	2		

31/08/2002 MORNING							Progression	
Race	Time	Boat		Distance	Event	Number		
113	09:00	K-4	Women	1.000 m	Final	A		
114	09:05	C-1	Men	1.000 m	Final	B		
115	09:10	C-1	Men	1.000 m	Final	A		
116	09:15	K-1	Men	1.000 m	Final	B		
117	09:20	K-1	Men	1.000 m	Final	A		
	09:30	Awards Ceremony for C-1 Men 1.000 m						
	09:40	Awards Ceremony for K-1 Men 1.000 m						
118	09:55	K-1	Women	1.000 m	Final	B		
119	10:00	K-1	Women	1.000 m	Final	A		
120	10:05	C-2	Men	1.000 m	Final	B		
121	10:10	C-2	Men	1.000 m	Final	A		
122	10:15	K-2	Men	1.000 m	Final	B		
123	10:20	K-2	Men	1.000 m	Final	A		
	10:30	Awards Ceremony for K-1 Women 1.000 m						
	10:40	Awards Ceremony for C-2 Men 1.000 m						
	10:50	Awards Ceremony for K-2 Men 1.000 m						
124	11:00	K-2	Women	1.000 m	Final	B		
125	11:05	K-2	Women	1.000 m	Final	A		
126	11:10	C-4	Men	1.000 m	Final	A		
127	11:15	K-4	Men	1.000 m	Final	B		
128	11:20	K-4	Men	1.000 m	Final	A		
	11:30	Awards Ceremony for K-2 Women 1.000 m						
	11:40	Awards Ceremony for C-4 Men 1.000 m						
	11:50	Awards Ceremony for K-4 Men 1.000 m						
	12:00	Awards Ceremony for K-4 Women 1.000 m						
31/08/2002 AFTERNOON							Progression	
Race	Time	Boat		Distance	Event	Number		
129	16:00	K-4	Women	200 m	Heat	1	1/3 to Final 4/7 to S.F.+8th B.T. Rest Out	
130	16:03	K-4	Women	200 m	Heat	2		
131	16:10	C-1	Men	200 m	Heat	1	1st to Final 2/7 to S.F. Rest Out	
132	16:13	C-1	Men	200 m	Heat	2		
133	16:16	C-1	Men	200 m	Heat	3		
134	16:19	NO RACE						
135	16:26	K-1	Men	200 m	Heat	1	1/7 to S.F. + 8th B.T. Rest Out	
136	16:29	K-1	Men	200 m	Heat	2		
137	16:32	K-1	Men	200 m	Heat	3		
138	16:35	K-1	Men	200 m	Heat	4		
139	16:38	K-1	Men	200 m	Heat	5		
140	16:45	K-1	Women	200 m	Heat	1	1st to Final 2/7 to S.F. Rest Out	
141	16:48	K-1	Women	200 m	Heat	2		
142	16:51	K-1	Women	200 m	Heat	3	1st to Final 2/7 to S.F. Rest Out	
143	16:58	C-2	Men	200 m	Heat	1		
144	17:01	C-2	Men	200 m	Heat	2		
145	17:04	C-2	Men	200 m	Heat	3	1/7 to S.F. + 8th B.T. Rest Out	
146	17:11	K-2	Men	200 m	Heat	1		
147	17:14	K-2	Men	200 m	Heat	2		
148	17:17	K-2	Men	200 m	Heat	3		
149	17:20	K-2	Men	200 m	Heat	4		
150	17:23	K-2	Men	200 m	Heat	5	1st to Final 2/7 to S.F. Rest Out	
151	17:30	K-2	Women	200 m	Heat	1		
152	17:33	K-2	Women	200 m	Heat	2		
153	17:36	K-2	Women	200 m	Heat	3	1/3 to Final 4/7 to S.F.+8th B.T. Rest Out	
154	17:43	C-4	Men	200 m	Heat	1		
155	17:46	C-4	Men	200 m	Heat	2	1st to Final 2/7 to S.F. Rest Out	
156	17:53	K-4	Men	200 m	Heat	1		
157	17:56	K-4	Men	200 m	Heat	2		
158	17:59	K-4	Men	200 m	Heat	3	1/3 to Final Rest Out	
159	18:30	K-4	Women	200 m	Semi-Final	1		
160	18:37	C-1	Men	200 m	Semi-Final	1	1/3 to Final A 4/7 + 8th B.T. to Final B Rest Out	
161	18:40	C-1	Men	200 m	Semi-Final	2		
162	18:43	NO RACE						
163	18:50	K-1	Men	200 m	Semi-Final	1	1/2 + 3rd B.T to Final A 3/4-3rd B.T. + 2 bext next by time to Final B Rest Out	
164	18:53	K-1	Men	200 m	Semi-Final	2		
165	18:56	K-1	Men	200 m	Semi-Final	3		
166	18:59	K-1	Men	200 m	Semi-Final	4	1/3 to Final A 4/7 + 8th B.T. to Final B Rest Out	
167	19:06	K-1	Women	200 m	Semi-Final	1		
168	19:09	K-1	Women	200 m	Semi-Final	2	1/3 to Final A 4/7 + 8th B.T. to Final B Rest Out	
169	19:16	C-2	Men	200 m	Semi-Final	1		
170	19:19	C-2	Men	200 m	Semi-Final	2	1/2 + 3rd B.T to Final A 3/4-3rd B.T. + 2 bext next by time to Final B Rest Out	
171	19:26	K-2	Men	200 m	Semi-Final	1		
172	19:29	K-2	Men	200 m	Semi-Final	2		
173	19:32	K-2	Men	200 m	Semi-Final	3	1/3 to Final A 4/7 + 8th B.T. to Final B Rest Out	
174	19:35	K-2	Men	200 m	Semi-Final	4		
175	19:42	K-2	Women	200 m	Semi-Final	1	1/3 to Final A 4/7 + 8th B.T. to Final B Rest Out	
176	19:45	K-2	Women	200 m	Semi-Final	2		
177	19:52	C-4	Men	200 m	Semi-Final	1	1/3 to Final Rest Out	
178	19:59	K-4	Men	200 m	Semi-Final	1	1/3 to Final A 4/7 + 8th B.T. to Final B Rest Out	
179	20:02	K-4	Men	200 m	Semi-Final	2		



01/09/2002 MORNING						
Race	Time	Boat		Distance	Event	Number
180	09:00	K-4	Women	500 m	Final	B
181	09:05	K-4	Women	500 m	Final	A
182	09:10	C-1	Men	500 m	Final	B
183	09:15	C-1	Men	500 m	Final	A
184	09:20	K-1	Men	500 m	Final	B
185	09:25	K-1	Men	500 m	Final	A
	09:35	<i>Awards Ceremony for C-1 Men 500 m</i>				
	09:45	<i>Awards Ceremony for K-1 Men 500 m</i>				
186	10:00	K-1	Women	500 m	Final	B
187	10:05	K-1	Women	500 m	Final	A
188	10:10	C-2	Men	500 m	Final	B
189	10:15	C-2	Men	500 m	Final	A
190	10:20	K-2	Men	500 m	Final	B
191	10:25	K-2	Men	500 m	Final	A
	10:35	<i>Awards Ceremony for K-1 Women 500 m</i>				
	10:45	<i>Awards Ceremony for C-2 Men 500 m</i>				
	10:55	<i>Awards Ceremony for K-2 Men 500 m</i>				
192	11:05	K-2	Women	500 m	Final	B
193	10:10	K-2	Women	500 m	Final	A
194	11:15	C-4	Men	500 m	Final	A
195	11:20	K-4	Men	500 m	Final	B
196	11:25	K-4	Men	500 m	Final	A
	11:35	<i>Awards Ceremony for K-2 Women 500 m</i>				
	11:45	<i>Awards Ceremony for C-4 Men 500 m</i>				
	11:55	<i>Awards Ceremony for K-4 Men 500 m</i>				
	12:05	<i>Awards Ceremony for K-4 Women 500 m</i>				
01/09/2002 AFTERNOON						
197	16:00	K-4	Women	200 m	Final	A
198	16:05	C-1	Men	200 m	Final	B
199	16:10	C-1	Men	200 m	Final	A
200	16:15	K-1	Men	200 m	Final	B
201	16:20	K-1	Men	200 m	Final	A
	16:30	<i>Awards Ceremony for C-1 Men 200 m</i>				
	16:40	<i>Awards Ceremony for K-1 Men 200 m</i>				
202	17:00	K-1	Women	200 m	Final	B
203	17:05	K-1	Women	200 m	Final	A
204	17:10	C-2	Men	200 m	Final	B
205	17:15	C-2	Men	200 m	Final	A
206	17:20	K-2	Men	200 m	Final	B
207	17:25	K-2	Men	200 m	Final	A
	17:35	<i>Awards Ceremony for K-1 Women 200 m</i>				
	17:45	<i>Awards Ceremony for C-2 Men 200 m</i>				
	17:55	<i>Awards Ceremony for K-2 Men 200 m</i>				
208	18:05	K-2	Women	200 m	Final	B
209	18:10	K-2	Women	200 m	Final	A
210	18:15	C-4	Men	200 m	Final	A
211	18:20	K-4	Men	200 m	Final	B
212	18:25	K-4	Men	200 m	Final	A
	18:35	<i>Awards Ceremony for K-2 Women 200 m</i>				
	18:45	<i>Awards Ceremony for C-4 Men 200 m</i>				
	18:55	<i>Awards Ceremony for K-4 Men 200 m</i>				
	19:05	<i>Awards Ceremony for K-4 Women 200 m</i>				

RESULTS

K4 1000m WOMEN - HEAT 1

Thu 29 Aug 2002

Race 1



Rank	Lane	Country	Bib	Name	250m	500m	750m	1000m	
1	5	HUN	299	MONI Katalin				3:24.283 (1)	QF
			308	XERESZTESI Alexandra					
			307	VISKI Erzsebet					
			301	PAKSY Timea					
2	8	CHN	102	FAN Lina				3:24.903 (2)	QF
			103	GAO Yi				0.620	
			117	XU Linbei					
			121	ZHONG Hongyan					
3	4	ROM	508	MATEESCU Anca				3:25.280 (3)	QF
			517	VULPES Florica				0.997	
			512	RUSANESCU Lidia					
			502	CIOBANU Mariana					
4	6	BLR	42	BONDARENKO Natalia				3:29.156 (4)	QS
			40	BETS Alena				4.873	
			49	VAKULA Svetlana					
			36	BAKUNOVA Alesia					
5	3	CAN	85	HOPKINS Sara				3:29.900 (5)	QS
			83	FURNEAUX Karen				5.617	
			89	LIGHTBOUND Carrie					
			86	JAIN Kamini					
6	7	ITA	346	RICCIOTTI Anna				3:32.823 (6)	QS
			344	PALLA Monica				8.540	
			352	VERONESE Elisabetta					
			349	SGROI Fabiana					
7	2	POR	481	AZEVEDO Elisabete				3:41.138 (7)	QS
			480	ALMEIDA Veronica				16.855	
			488	PEREIRA Monica					
			491	SOUSA Joana					

Progression: 1/3 TO F, 4/7 AND 8th BEST TIME TO SF, REST OUT

Chief Official:	BEL	LEUKEMANS John	Course Umpire	FRA	OYON Jean Louis
Starter:	BEL	JANSSENS Etienne	Course Umpire	-	-
Course Umpire	GBR	BLAND Peter	Chief Finishing Line	CZE	BADUROVA Blanka

Weather Conditions	Air Temperature:	23 C	Wind Speed:	1.1/NO DATA	m/s
	Water Temperature:	17 C	Conditions:	Sunny	Wind Direction:
	Humidity:				

Legend:

QF	Qualified for Final	*	False Start
QS	Qualified for Semi-final	DSQ	Disqualified
??	Not Clear	DSF	Did not Finish
X	Eliminated	DNS	Did not Start
C	Degree Celsius	m/s	Meter per second

RESULTS

K4 1000m WOMEN - HEAT 2

Thu 29 Aug 2002

Race 2



Rank	Lane	Country	Bib	Name	250m	500m	750m	1000m	
1	5	POL	473	SKOWRON Joanna	48.613 (1)	1:38.374 (1)	2:30.728 (1)	3:23.730 (1)	QF
			471	SADALSKA Karolina					
			455	BIALKOWSKA Aneta	48.613 (1)	49.761 (2)	52.354 (2)	53.002 (3)	
			468	PASTUSZKA Aneta					
2	3	AUS	16	MEEK Chantal	49.629 (3)	1:41.466 (3)	2:32.780 (2)	3:24.927 (2)	QF
			19	RANKIN Amanda	1.016	3.092	2.052	1.197	
			17	OLDENHOF Lisa	49.629 (3)	51.837 (4)	51.314 (1)	52.147 (2)	
			12	HARVEY Paula					
3	4	UKR	607	FIKILISOVA Nataly	49.015 (2)	1:39.614 (2)	2:33.530 (3)	3:25.233 (3)	QF
			615	OSIPENKO Inna	0.402	1.240	2.802	1.503	
			605	CHEREVATOVA Olena	49.015 (2)	50.599 (3)	53.916 (4)	51.703 (1)	
			601	BALABONOVA Hanna					
4	6	ESP	187	OLIETE Alejandra	50.596 (4)	1:43.403 (4)	2:36.984 (4)	3:31.183 (4)	QS
			193	VARELA Ana	1.983	5.029	6.256	7.453	
			175	GARCIA Claudia	50.596 (4)	52.807 (5)	53.581 (3)	54.199 (4)	
			177	GARCIA Laura					
5	7	USA	630	MIJALIS Marie	53.666 (5)	1:48.838 (5)	2:45.476 (5)	3:43.225 (5)	QS
			634	REED Sonrisa	5.053	10.464	14.748	19.495	
			628	LENZNER Erica	53.666 (5)	55.172 (6)	56.638 (5)	57.749 (6)	
			635	UEBEL Nicole					
6	2	GRE	268	KAPAKLI Efstathia	1:28.345 (6)	1:51.807 (6)	2:49.480 (6)	3:46.151 (6)	QS
			276	TSERGA Lina	39.732	13.433	18.752	22.421	
			267	DIALETARA Violeta	1:28.345 (6)	23.462 (1)	57.673 (6)	56.671 (5)	
			275	TSAMOPOULOU Chrisa					

Progression: 1/3 TO F, 4/7 AND 8th BEST TIME TO SF, REST OUT

Chief Official:	BEL	LEUKEMANS John	Course Umpire	POL	PISZCZ Rafal
Starter:	BEL	JANSSENS Etienne	Course Umpire	-	-
Course Umpire	NOR	WING Jan Bache	Chief Finishing Line	CZE	BADUROVA Blanka

Weather Conditions	Air Temperature:	23 C	Wind Speed:	1.1/NO DATA	m/s
	Water Temperature:	17 C	Conditions:	Sunny	Wind Direction:
	Humidity:				

Legend:

QF	Qualified for Final	*	False Start
QS	Qualified for Semi-final	DSQ	Disqualified
??	Not Clear	DSF	Did not Finish
X	Eliminated	DNS	Did not Start
C	Degree Celsius	m/s	Meter per second

RESULTS

C1 1000m MEN - HEAT 1

Thu 29 Aug 2002

Race 3



Rank	Lane	Country	Bib	Name	250m	500m	750m	1000m	
1	9	RUS	541	OPALEV Maxim	59.755 (5) 1.893 59.755 (5)	2:01.240 (5) 3.354 1:01.485 (5)	2:58.997 (1) 57.757 (1)	4:00.503 (1) 1:01.506 (1)	QF
2	5	GER	245	DITTMER Andreas	57.862 (1) 57.862 (1)	1:57.886 (1) 1:00.024 (3)	2:59.609 (2) 0.612 1:01.723 (2)	4:05.159 (2) 4.656 1:05.550 (7)	QS
3	4	UKR	603	BUNDZ Roman	58.724 (3) 0.862 58.724 (3)	1:58.294 (2) 0.408 59.570 (2)	3:03.498 (3) 4.501 1:05.204 (6)	4:07.986 (3) 7.483 1:04.488 (4)	QS
4	7	POL	461	GRZYBOWSKI Marcin	1:00.123 (6) 2.261 1:00.123 (6)	2:02.446 (7) 4.560 1:02.323 (6)	3:06.431 (6) 7.434 1:03.985 (4)	4:08.979 (4) 8.476 1:02.548 (2)	QS
5	3	BLR	47	SAPONENKO Semen	59.022 (4) 1.160 59.022 (4)	2:00.381 (3) 2.495 1:01.359 (4)	3:04.491 (4) 5.494 1:04.110 (5)	4:09.109 (5) 8.606 1:04.618 (5)	QS
6	6	ESP	172	CRESPO Jose M.	1:03.983 (8) 6.121 1:03.983 (8)	2:01.948 (6) 4.062 57.965 (1)	3:05.528 (5) 6.531 1:03.580 (3)	4:09.766 (6) 9.263 1:04.238 (3)	QS
7	1	ITA	353	ZANIN Luca	58.381 (2) 0.519 58.381 (2)	2:00.752 (4) 2.866 1:02.371 (7)	3:07.107 (7) 8.110 1:06.355 (7)	4:12.062 (7) 11.559 1:04.955 (6)	QS
8	8	URU	622	CORREA Mauricio	1:01.769 (7) 3.907 1:01.769 (7)	2:16.813 (8) 18.927 1:15.044 (8)	3:33.134 (8) 34.137 1:16.321 (8)	4:47.925 (8) 47.422 1:14.791 (8)	X
	2	CRO	133	LJUBEK Nikica					DSQ

Progression: 1ST TO FINAL A, 2/7 TO SEMI-FINAL, REST OUT

Chief Official:	BEL	LEUKEMANS John	Course Umpire	ISR	AMPER Dan
Starter:	CAN	McCABE Peter	Course Umpire	-	-
Course Umpire	HUN	VASKUTI Istvan	Chief Finishing Line	CZE	BADUROVA Blanka

Weather Conditions	Air Temperature:	23 C	Wind Speed:	1.1/NO DATA	m/s
	Water Temperature:	17 C	Conditions:	Sunny	Wind Direction:
	Humidity:				

Legend:

QF	Qualified for Final	*	False Start
QS	Qualified for Semi-final	DSQ	Disqualified
??	Not Clear	DSF	Did not Finish
X	Eliminated	DNS	Did not Start
C	Degree Celsius	m/s	Meter per second

RESULTS

C1 1000m MEN - HEAT 2

Thu 29 Aug 2002

Race 4



Rank	Lane	Country	Bib	Name	250m	500m	750m	1000m	
1	4	CAN	84	GILES Stephen	57.936 (2) 0.329	1:56.899 (1)	2:58.427 (1)	4:01.746 (1)	QF
					57.936 (2)	58.963 (2)	1:01.528 (1)	1:03.319 (2)	
2	6	LAT	386	VINOGRADOVS Dagnis	58.591 (3) 0.984	2:00.078 (4) 3.179	3:04.109 (3) 5.682	4:08.092 (2) 6.346	QS
					58.591 (3)	1:01.487 (4)	1:04.031 (2)	1:03.983 (3)	
3	5	CZE	141	DOKTOR Martin	57.607 (1)	1:57.733 (2) 0.834	3:03.539 (2) 5.112	4:09.549 (3) 7.803	QS
					57.607 (1)	1:00.126 (3)	1:05.806 (7)	1:06.010 (6)	
4	9	BUL	64	ATANASOV Stanimir	1:01.056 (7) 3.449	1:58.371 (3) 1.472	3:04.998 (4) 6.571	4:12.019 (4) 10.273	QS
					1:01.056 (7)	57.315 (1)	1:06.627 (8)	1:07.021 (7)	
5	3	SVK	574	OSTRCIL Marian	1:01.692 (8) 4.085	2:04.756 (8) 7.857	3:09.479 (8) 11.052	4:12.639 (5) 10.893	QS
					1:01.692 (8)	1:03.064 (6)	1:04.723 (3)	1:03.160 (1)	
6	8	AUS	14	MARINOV Martin	1:00.424 (6) 2.817	2:03.247 (6) 6.348	3:08.590 (6) 10.163	4:13.029 (6) 11.283	QS
					1:00.424 (6)	1:02.823 (5)	1:05.343 (5)	1:04.439 (4)	
7	1	USA	629	MALLOCH Jordan	58.862 (4) 1.255	2:02.730 (5) 5.831	3:07.957 (5) 9.530	4:13.168 (7) 11.422	QS
					58.862 (4)	1:03.868 (7)	1:05.227 (4)	1:05.211 (5)	
8	7	MEX	417	CAPULTITLA Francisco	59.927 (5) 2.320	2:03.994 (7) 7.095	3:09.348 (7) 10.921	4:18.175 (8) 16.429	X
					59.927 (5)	1:04.067 (8)	1:05.354 (6)	1:08.827 (8)	
	2	MDA	412	PANI Vladimir					DNS

Progression: 1ST TO FINAL A, 2/7 TO SEMI-FINAL, REST OUT

Chief Official:	BEL	LEUKEMANS John	Course Umpire	FRA	OYON Jean Louis
Starter:	CAN	McCABE Peter	Course Umpire	-	-
Course Umpire	GBR	BLAND Peter	Chief Finishing Line	CZE	BADUROVA Blanka

Weather Conditions	Air Temperature:	23 C	Wind Speed:	1.1/NO DATA	m/s
	Water Temperature:	17 C	Conditions:	Sunny	Wind Direction:
	Humidity:				

Legend:

QF	Qualified for Final	*	False Start
QS	Qualified for Semi-final	DSQ	Disqualified
??	Not Clear	DSF	Did not Finish
X	Eliminated	DNS	Did not Start
C	Degree Celsius	m/s	Meter per second

RESULTS

C1 1000m MEN - HEAT 3

Thu 29 Aug 2002

Race 5



Rank	Lane	Country	Bib	Name	250m	500m	750m	1000m	
1	5	HUN	295	KOLONICS Gyorgy	58.546 (3) 0.420 58.546 (3)	1:57.466 (1) 58.920 (1)	2:59.115 (1) 1:01.649 (1)	4:02.620 (1) 1:03.505 (2)	QF
2	3	GRE	269	KILIGKARIDIS Andreas	58.126 (1) 58.126 (1)	1:59.885 (3) 2.419 1:01.759 (3)	3:02.611 (2) 3.496 1:02.726 (2)	4:04.153 (2) 1.533 1:01.542 (1)	QS
3	4	CUB	134	AGUILAR Karel	58.344 (2) 0.218 58.344 (2)	1:59.161 (2) 1.695 1:00.817 (2)	3:02.966 (3) 3.851 1:03.805 (3)	4:13.282 (3) 10.662 1:10.316 (6)	QS
4	7	CHN	111	MENG Guanliang	59.021 (4) 0.895 59.021 (4)	2:02.209 (4) 4.743 1:03.188 (4)	3:08.932 (4) 9.817 1:06.723 (4)	4:16.098 (4) 13.478 1:07.166 (4)	QS
5	2	BRA	54	BORGES Antonio	1:05.825 (6) 7.699 1:05.825 (6)	2:15.355 (6) 17.889 1:09.530 (5)	3:25.788 (6) 26.673 1:10.433 (5)	4:32.437 (5) 29.817 1:06.649 (3)	QS
6	8	CHI	96	CAMUS Cristian	1:02.396 (5) 4.270 1:02.396 (5)	2:11.929 (5) 14.463 1:09.533 (6)	3:24.705 (5) 25.590 1:12.776 (6)	4:33.436 (6) 30.816 1:08.731 (5)	QS
7	1	VIE	645	NGUYEN Klen	1:10.006 (7) 11.880 1:10.006 (7)	2:25.842 (7) 28.376 1:15.836 (7)	3:42.919 (7) 43.804 1:17.077 (7)	4:55.161 (7) 52.541 1:12.242 (7)	QS
6	KAZ	367	NURMAGANBETOV Kaiser						DNS
9	UGA	600	TERESNIO Jakech						DNS

Progression: 1ST TO FINAL A, 2/7 TO SEMI-FINAL, REST OUT

Chief Official:	BEL	LEUKEMANS John	Course Umpire	POL	PISZCZ Rafal
Starter:	CAN	McCABE Peter	Course Umpire	-	-
Course Umpire	NOR	WING Jan Bache	Chief Finishing Line	CZE	BADUROVA Blanka

Weather Conditions	Air Temperature:	23 C	Wind Speed:	1.1/NO DATA m/s	
	Water Temperature:	17 C	Conditions:	Sunny	Wind Direction:
	Humidity:				

Legend:

QF	Qualified for Final	*	False Start
QS	Qualified for Semi-final	DSQ	Disqualified
??	Not Clear	DSF	Did not Finish
X	Eliminated	DNS	Did not Start
C	Degree Celsius	m/s	Meter per second

RESULTS
K1 1000m MEN - HEAT 1

Thu 29 Aug 2002

Race 7



CORRECTED

Rank	Lane	Country	Bib	Name	250m	500m	750m	1000m	
1	6	POL	472	SEROCZYNSKI Adam	51.664 (2) 0.240	1:45.184 (2) 0.406	2:41.345 (1)	3:39.065 (1)	QS
					51.664 (2)	53.520 (2)	56.161 (1)	57.720 (3)	
2	5	FRA	207	AMIR Tahmasseb B.	51.424 (1)	1:44.778 (1)	2:41.561 (2) 0.216	3:41.125 (2) 2.060	QS
					51.424 (1)	53.354 (1)	56.783 (3)	59.564 (4)	
3	4	ITA	343	MAJOCHHI Jacopo	53.285 (3) 1.861	1:48.509 (3) 3.731	2:45.773 (4) 4.428	3:41.818 (3) 2.753	QS
					53.285 (3)	55.224 (3)	57.264 (4)	56.045 (1)	
4	7	ISR	333	YELLIN Roei	53.490 (4) 2.066	1:49.142 (4) 4.364	2:45.553 (3) 4.208	3:41.835 (4) 2.770	QS
					53.490 (4)	55.652 (4)	56.411 (2)	56.282 (2)	
5	3	RUS	535	KNIAZIV Andrei	55.200 (5) 3.776	1:53.391 (5) 8.613	2:52.865 (5) 11.520	3:54.034 (5) 14.969	QS
					55.200 (5)	58.191 (5)	59.474 (5)	1:01.169 (5)	
6	8	POR	484	FERNANDEZ Rui	56.011 (6) 4.587	1:54.742 (6) 9.964	2:56.706 (6) 15.361	4:06.269 (6) 27.204	QS
					56.011 (6)	58.731 (6)	1:01.964 (6)	1:09.563 (6)	
7	2	BIH	30	EFENDIC Nihad	1:01.670 (7) 10.246	2:10.722 (7) 25.944	3:23.934 (7) 42.589	4:36.779 (7) 57.714	X
					1:01.670 (7)	1:09.052 (7)	1:13.212 (7)	1:12.845 (7)	
	1	IRQ	328	MUAID Abdul Latif					DNF

Progression: 1/6 TO SEMI-FINAL, REST OUT

Chief Official:	BEL	LEUKEMANS John	Course Umpire	FRA	OYON Jean Louis
Starter:	CAN	McCABE Peter	Course Umpire	-	-
Course Umpire	GBR	BLAND Peter	Chief Finishing Line	CZE	BADUROVA Blanka

Weather Conditions	Air Temperature:	23 C	Wind Speed:	1.1/NO DATA	m/s
	Water Temperature:	17 C	Conditions:	Sunny	Wind Direction:
	Humidity:				

Legend:

QF	Qualified for Final	*	False Start
QS	Qualified for Semi-final	DSQ	Disqualified
??	Not Clear	DSF	Did not Finish
X	Eliminated	DNS	Did not Start
C	Degree Celsius	m/s	Meter per second

RESULTS

K1 1000m MEN - HEAT 2

Race 8



Thu 29 Aug 2002

Rank	Lane	Country	Bib	Name	250m	500m	750m	1000m	
1	3	NOR	432	VERAS-LARSEN Eirik	53.701 (2) 0.741 53.701 (2)			3:41.515 (1)	QS
2	5	ARG	2	CORREA Javier	52.960 (1) 52.960 (1)			3:43.488 (2) 1.973	QS
3	6	YUG	648	JANIC Stjepan	53.904 (3) 0.944 53.904 (3)			3:53.164 (3) 11.649	QS
4	8	IRI	316	SAMARY Babak				4:01.073 (4) 19.558	QS
5	2	GRE	277	VERENIDIS Estanislav	57.740 (5) 4.780 57.740 (5)			4:07.742 (5) 26.227	QS
6	7	MDA	403	BITKA Valeriu	57.050 (4) 4.090 57.050 (4)			4:20.284 (6) 38.769	QS
	1	SEY	554	ALBERT Philip	1:10.694 (-) 17.734 1:10.694 (-)				DNF
	4	NZL	447	HUGHES Owen					DSQ

Progression: 1/6 TO SEMI-FINAL, REST OUT

Chief Official:	BEL	LEUKEMANS John	Course Umpire	POL	PISZCZ Rafal
Starter:	CAN	McCABE Peter	Course Umpire	-	-
Course Umpire	NOR	WING Jan Bache	Chief Finishing Line	CZE	BADUROVA Blanka

Weather Conditions	Air Temperature:	23 C	Wind Speed:	1.1/NO DATA	m/s
	Water Temperature:	17 C	Conditions:	Sunny	Wind Direction:
	Humidity:				

Legend:

QF	Qualified for Final	*	False Start
QS	Qualified for Semi-final	DSQ	Disqualified
??	Not Clear	DSF	Did not Finish
X	Eliminated	DNS	Did not Start
C	Degree Celsius	m/s	Meter per second

RESULTS

K1 1000m MEN - HEAT 3

Thu 29 Aug 2002

Race 9



Rank	Lane	Country	Bib	Name	250m	500m	750m	1000m	
1	5	GER	254	LIWOWSKI Lutz	52.365 (1)	1:46.770 (1)	2:44.041 (1)	3:42.298 (1)	QS
					52.365 (1)	54.405 (1)	57.271 (1)	58.257 (5)	
2	4	BEL	28	MAESEN Bob	52.712 (2)	1:48.644 (2)	2:48.369 (3)	3:44.931 (2)	QS
					0.347	1.874	4.328	2.633	
					52.712 (2)	55.932 (2)	59.725 (5)	56.562 (2)	
3	6	CZE	154	POLIVKA Jiri	53.304 (4)	1:50.149 (4)	2:48.063 (2)	3:45.518 (3)	QS
					0.939	3.379	4.022	3.220	
					53.304 (4)	56.845 (4)	57.914 (2)	57.455 (4)	
4	3	CHN	109	LIU Haitao	53.074 (3)	1:49.628 (3)	2:49.453 (5)	3:46.035 (4)	QS
					0.709	2.858	5.412	3.737	
					53.074 (3)	56.554 (3)	59.825 (6)	56.582 (3)	
5	7	CUB	136	MARTINEZ Lansy	53.675 (5)	1:50.800 (5)	2:48.944 (4)	3:49.498 (5)	QS
					1.310	4.030	4.903	7.200	
					53.675 (5)	57.125 (5)	58.144 (3)	1:00.554 (6)	
6	8	USA	633	PEREZ Angel	53.907 (6)	1:51.115 (6)	2:49.715 (6)	3:53.054 (6)	QS
					1.542	4.345	5.674	10.756	
					53.907 (6)	57.208 (6)	58.600 (4)	1:03.339 (7)	
7	1	URU	623	D'AMBROSIO Marcelo	55.420 (7)	1:56.544 (7)	3:13.101 (7)	4:02.443 (7)	X
					3.055	9.774	29.060	20.145	
					55.420 (7)	1:01.124 (7)	1:16.557 (8)	49.342 (1)	
8	2	CYP	138	KANARI Chrysanthos	56.659 (8)	2:03.276 (8)	3:14.647 (8)	4:25.251 (8)	X
					4.294	16.506	30.606	42.953	
					56.659 (8)	1:06.617 (8)	1:11.371 (7)	1:10.604 (8)	

Progression: 1/6 TO SEMI-FINAL, REST OUT

Chief Official:	BEL	LEUKEMANS John	Course Umpire	ISR	AMPER Dan
Starter:	CAN	McCABE Peter	Course Umpire	-	-
Course Umpire	HUN	VASKUTI Istvan	Chief Finishing Line	CZE	BADUROVA Blanka

Weather Conditions	Air Temperature:	23 C	Wind Speed:	1.1/NO DATA	m/s
	Water Temperature:	17 C	Conditions:	Sunny	Wind Direction:
	Humidity:				

Legend:

QF	Qualified for Final	*	False Start
QS	Qualified for Semi-final	DSQ	Disqualified
??	Not Clear	DSF	Did not Finish
X	Eliminated	DNS	Did not Start
C	Degree Celsius	m/s	Meter per second

RESULTS
K1 1000m MEN - HEAT 4

Race 10



Thu 29 Aug 2002

Rank	Lane	Country	Bib	Name	250m	500m	750m	1000m	
1	5	HUN	283	BORHI Zsombor	54.146 (4) 1.569	1:48.804 (2) 0.850	2:45.042 (2) 0.455	3:41.745 (1)	QS
					54.146 (4)	54.658 (1)	56.238 (1)	56.703 (1)	
2	6	CAN	95	VANKOEVERDEN Adam	52.577 (1)	1:47.954 (1)	2:44.587 (1)	3:42.935 (2)	QS
					52.577 (1)	55.377 (3)	56.633 (2)	58.348 (4)	1.190
3	4	SWE	581	ERIKSSON Johan	54.768 (5) 2.191	1:50.216 (4) 2.262	2:49.445 (4) 4.858	3:46.221 (3)	QS
					54.768 (5)	55.448 (4)	59.229 (4)	56.776 (2)	
4	2	BRA	57	CUATTRIN Sebastian	56.029 (7) 3.452	1:50.813 (5) 2.859	2:49.094 (3) 4.507	3:46.278 (4)	QS
					56.029 (7)	54.784 (2)	58.281 (3)	57.184 (3)	
5	8	UKR	612	MARKIN Borys	53.591 (3) 1.014	1:49.628 (3) 1.674	2:49.635 (5) 5.048	3:48.964 (5)	QS
					53.591 (3)	56.037 (5)	1:00.007 (5)	59.329 (5)	7.219
6	7	AUT	24	BRIEDL Gunther	53.074 (2) 0.497	1:55.293 (6) 7.339	2:59.788 (6) 15.201	4:06.692 (6)	QS
					53.074 (2)	1:02.219 (7)	1:04.495 (6)	1:06.904 (7)	24.947
7	3	PUR	493	ANGUEIRA Krishna	58.779 (8) 6.202	1:59.805 (7) 11.851	3:09.568 (7) 24.981	4:15.632 (7)	X
					58.779 (8)	1:01.026 (6)	1:09.763 (8)	1:06.064 (6)	33.887
8	1	VIE	646	NGUYEN Binh	55.380 (6) 2.803	2:02.997 (8) 15.043	3:09.907 (8) 25.320	4:17.298 (8)	X
					55.380 (6)	1:07.617 (8)	1:06.910 (7)	1:07.391 (8)	35.553

Progression: 1/6 TO SEMI-FINAL, REST OUT

Chief Official:	BEL	LEUKEMANS John	Course Umpire	FRA	OYON Jean Louis
Starter:	CAN	McCABE Peter	Course Umpire	-	-
Course Umpire	GBR	BLAND Peter	Chief Finishing Line	CZE	BADUROVA Blanka

Weather Conditions	Air Temperature:	23 C	Wind Speed:	1.1/NO DATA	m/s
	Water Temperature:	17 C	Conditions:	Sunny	Wind Direction:
	Humidity:				

Legend:

QF	Qualified for Final	*	False Start
QS	Qualified for Semi-final	DSQ	Disqualified
??	Not Clear	DSF	Did not Finish
X	Eliminated	DNS	Did not Start
C	Degree Celsius	m/s	Meter per second

RESULTS

K1 1000m MEN - HEAT 5

Thu 29 Aug 2002

Race 11



Rank	Lane	Country	Bib	Name	250m	500m	750m	1000m	
1	2	DEN	163	TRANUM JENSEN Torsten	53.765 (3) 1.953 53.765 (3)	1:46.720 (1) 52.955 (3)	2:42.920 (1) 56.200 (1)	3:41.335 (1) 58.415 (2)	QS
2	5	AUS	7	BAGGALEY Nathan	53.233 (2) 1.421 53.233 (2)	1:47.172 (2) 0.452 53.939 (4)	2:45.447 (2) 2.527 58.275 (2)	3:46.578 (2) 5.243 1:01.131 (4)	QS
3	4	SVK	573	NEMEC Lubomir	51.812 (1) 51.812 (1)	1:51.007 (5) 4.287 59.195 (6)	2:49.687 (4) 6.767 58.680 (3)	3:47.534 (3) 6.199 57.847 (1)	QS
4	6	SLO	560	ZUPANCIC Jernej	56.479 (5) 4.667 56.479 (5)	1:49.029 (3) 2.309 52.550 (1)	2:48.570 (3) 5.650 59.541 (4)	3:48.801 (4) 7.466 1:00.231 (3)	QS
5	7	SUI	561	FAEH Simon	54.570 (4) 2.758 54.570 (4)	1:50.328 (4) 3.608 55.758 (5)	2:50.970 (5) 8.050 1:00.642 (5)	3:54.334 (5) 12.999 1:03.364 (6)	QS
6	8	JPN	358	SHIMAMURA Kenji	1:04.099 (6) 12.287 1:04.099 (6)	1:56.690 (6) 9.970 52.591 (2)	2:57.886 (6) 14.966 1:01.196 (6)	3:59.463 (6) 18.128 1:01.577 (5)	QS
7	3	PAR	452	ORTEGA Zeus	1:05.340 (7) 13.528 1:05.340 (7)	2:16.280 (7) 29.560 1:10.940 (7)	3:29.030 (7) 46.110 1:12.750 (7)	4:38.909 (7) 57.574 1:09.879 (7)	X

Progression: 1/6 TO SEMI-FINAL, REST OUT

Chief Official:	BEL	LEUKEMANS John	Course Umpire	POL	PISZCZ Rafal
Starter:	CAN	McCABE Peter	Course Umpire	-	-
Course Umpire	NOR	WING Jan Bache	Chief Finishing Line	CZE	BADUROVA Blanka

Weather Conditions	Air Temperature:	23 C	Wind Speed:	1.6/NO DATA	m/s
	Water Temperature:	20 C	Conditions:	Sunny	Wind Direction:
	Humidity:				/ 1.6

Legend:

QF	Qualified for Final	*	False Start
QS	Qualified for Semi-final	DSQ	Disqualified
??	Not Clear	DSF	Did not Finish
X	Eliminated	DNS	Did not Start
C	Degree Celsius	m/s	Meter per second

RESULTS
K1 1000m MEN - HEAT 6

Thu 29 Aug 2002

Race 12



Rank	Lane	Country	Bib	Name	250m	500m	750m	1000m	
1	4	GBR	225	BRABANTS Tim	51.980 (1)	1:47.857 (1)	2:45.847 (1)	3:45.061 (1)	QS
					51.980 (1)	55.877 (1)	57.990 (2)	59.214 (2)	
2	5	ESP	179	GONZALEZ Jovino	53.303 (2)	1:49.495 (2)	2:46.907 (2)	3:49.808 (2)	QS
					1.323	1.638	1.060	4.747	
					53.303 (2)	56.192 (2)	57.412 (1)	1:02.901 (4)	
3	6	BUL	65	CHALAKOV Encho	55.360 (4)	1:54.285 (4)	2:53.827 (4)	3:51.847 (3)	QS
					3.380	6.428	7.980	6.786	
					55.360 (4)	58.925 (4)	59.542 (3)	58.020 (1)	
4	3	BLR	45	PETRUSHENKO Roman	54.539 (3)	1:53.161 (3)	2:53.097 (3)	3:52.467 (4)	QS
					2.559	5.304	7.250	7.406	
					54.539 (3)	58.622 (3)	59.936 (4)	59.370 (3)	
5	7	RSA	521	VAN ROOYEN Hein	59.813 (5)	2:03.528 (5)	3:11.801 (5)	4:17.958 (5)	QS
					7.833	15.671	25.954	32.897	
					59.813 (5)	1:03.715 (5)	1:08.273 (6)	1:06.157 (5)	
6	2	COL	128	MILLER Jose	1:00.796 (6)	2:06.692 (6)	3:14.360 (6)	4:20.521 (6)	QS
					8.816	18.835	28.513	35.460	
					1:00.796 (6)	1:05.896 (6)	1:07.668 (5)	1:06.161 (6)	
	8	KAZ	362	ALEXEYEV Yevugeny					DNS

Progression: 1/6 TO SEMI-FINAL, REST OUT

Chief Official:	BEL	LEUKEMANS John	Course Umpire	ISR	AMPER Dan
Starter:	CAN	McCABE Peter	Course Umpire	-	-
Course Umpire	HUN	VASKUTI Istvan	Chief Finishing Line	CZE	BADUROVA Blanka

Weather Conditions	Air Temperature:	23 C	Wind Speed:	1.6/1.6 m/s		
	Water Temperature:	20 C	Conditions:	Sunny	Wind Direction:	S /
	Humidity:					

Legend:

QF	Qualified for Final	*	False Start
QS	Qualified for Semi-final	DSQ	Disqualified
??	Not Clear	DSF	Did not Finish
X	Eliminated	DNS	Did not Start
C	Degree Celsius	m/s	Meter per second

RESULTS

K1 1000m WOMEN - HEAT 1

Thu 29 Aug 2002

Race 13



Rank	Lane	Country	Bib	Name	250m	500m	750m	1000m	
1	5	ITA	342	IDEM Josefa	58.171 (1)	2:00.814 (1)	3:07.208 (1)	4:12.195 (1)	QF
					58.171 (1)	1:02.643 (2)	1:06.394 (2)	1:04.987 (1)	
2	4	NED	426	BULK Nicole	59.480 (2)	2:02.524 (2)	3:09.045 (2)	4:14.662 (2)	QS
					1.309	1.710	1.837	2.467	
					59.480 (2)	1:03.044 (3)	1:06.521 (3)	1:05.617 (2)	
3	6	GBR	229	DAVEY Tricia	1:01.223 (4)	2:03.525 (3)	3:09.400 (3)	4:16.308 (3)	QS
					3.052	2.711	2.192	4.113	
					1:01.223 (4)	1:02.302 (1)	1:05.875 (1)	1:06.908 (3)	
4	2	CZE	143	FUTEROVA Barbora	1:00.279 (3)	2:04.729 (4)	3:12.965 (4)	4:22.128 (4)	QS
					2.108	3.915	5.757	9.933	
					1:00.279 (3)	1:04.450 (5)	1:08.236 (5)	1:09.163 (7)	
5	1	NZL	441	POCOSK Katherine	1:01.750 (5)	2:05.976 (5)	3:14.639 (5)	4:23.531 (5)	QS
					3.579	5.162	7.431	11.336	
					1:01.750 (5)	1:04.226 (4)	1:08.663 (6)	1:08.892 (5)	
6	3	JPN	357	MARUYAMA Sayuri	1:02.571 (6)	2:11.514 (7)	3:19.390 (6)	4:28.320 (6)	QS
					4.400	10.700	12.182	16.125	
					1:02.571 (6)	1:08.943 (8)	1:07.876 (4)	1:08.930 (6)	
7	9	RUS	540	NIKOLAEVA Olga	1:03.725 (7)	2:10.028 (6)	3:20.987 (7)	4:30.823 (7)	QS
					5.554	9.214	13.779	18.628	
					1:03.725 (7)	1:06.303 (7)	1:10.959 (7)	1:09.836 (8)	
8	8	AUT	26	SCHLITZER Petra	1:06.275 (9)	2:12.246 (8)	3:23.645 (8)	4:32.327 (8)	X
					8.104	11.432	16.437	20.132	
					1:06.275 (9)	1:05.971 (6)	1:11.399 (8)	1:08.682 (4)	
9	7	BRA	60	PINTO Ariela	1:04.822 (8)	2:13.787 (9)	3:27.751 (9)	4:41.966 (9)	X
					6.651	12.973	20.543	29.771	
					1:04.822 (8)	1:08.965 (9)	1:13.964 (9)	1:14.215 (9)	

Progression: 1ST TO FINAL A, 2/7 TO SEMI-FINAL, REST OUT

Chief Official:	BEL	LEUKEMANS John	Course Umpire	FRA	OYON Jean Louis
Starter:	CAN	McCABE Peter	Course Umpire	-	-
Course Umpire	GBR	BLAND Peter	Chief Finishing Line	CZE	BADUROVA Blanka

Weather Conditions	Air Temperature:	23 C	Wind Speed:	1.6/1.6 m/s		
	Water Temperature:	20 C	Conditions:	Sunny	Wind Direction:	S /
	Humidity:					

Legend:

QF	Qualified for Final	*	False Start
QS	Qualified for Semi-final	DSQ	Disqualified
??	Not Clear	DSF	Did not Finish
X	Eliminated	DNS	Did not Start
C	Degree Celsius	m/s	Meter per second

RESULTS

K1 1000m WOMEN - HEAT 2

Thu 29 Aug 2002

Race 14



Rank	Lane	Country	Bib	Name	250m	500m	750m	1000m	
1	1	CAN	77	BRUNET Caroline	58.413 (1)	2:00.946 (1)	3:06.754 (1)	4:12.762 (1)	QF
					58.413 (1)	1:02.533 (1)	1:05.808 (3)	1:06.008 (4)	
2	5	GER	262	WAGNER Katrin	1:00.164 (2)	2:04.755 (2)	3:10.365 (2)	4:14.172 (2)	QS
					1.751	3.809	3.611	1.410	
					1:00.164 (2)	1:04.591 (4)	1:05.610 (2)	1:03.807 (2)	
3	4	ISR	330	KARMI Lior	1:03.143 (6)	2:06.716 (4)	3:12.247 (4)	4:15.132 (3)	QS
					4.730	5.770	5.493	2.370	
					1:03.143 (6)	1:03.573 (2)	1:05.531 (1)	1:02.885 (1)	
4	2	NOR	434	BRANNSTEN Hege	1:01.371 (3)	2:05.454 (3)	3:11.269 (3)	4:16.715 (4)	QS
					2.958	4.508	4.515	3.953	
					1:01.371 (3)	1:04.083 (3)	1:05.815 (4)	1:05.446 (3)	
5	6	BLR	40	BETS Alena	1:02.521 (5)	2:09.251 (6)	3:17.604 (6)	4:24.221 (5)	QS
					4.108	8.305	10.850	11.459	
					1:02.521 (5)	1:06.730 (6)	1:08.353 (5)	1:06.617 (5)	
6	3	ESP	188	OSABA Amaia	1:01.912 (4)	2:07.267 (5)	3:16.679 (5)	4:27.520 (6)	QS
					3.499	6.321	9.925	14.758	
					1:01.912 (4)	1:05.355 (5)	1:09.412 (6)	1:10.841 (8)	
7	8	SLO	558	PONOMARENKO Spela	1:04.006 (7)	2:11.740 (7)	3:23.644 (7)	4:33.110 (7)	QS
					5.593	10.794	16.890	20.348	
					1:04.006 (7)	1:07.734 (7)	1:11.904 (8)	1:09.466 (7)	
8	9	INA	309	SARCE Aronggear	1:04.806 (8)	2:13.080 (8)	3:23.796 (8)	4:33.257 (8)	X
					6.393	12.134	17.042	20.495	
					1:04.806 (8)	1:08.274 (8)	1:10.716 (7)	1:09.461 (6)	
9	7	TPE	596	HUANG Chia Hui	1:12.440 (9)	2:30.240 (9)	3:51.307 (9)	5:11.153 (9)	X
					14.027	29.294	44.553	58.391	
					1:12.440 (9)	1:17.800 (9)	1:21.067 (9)	1:19.846 (9)	

Progression: 1ST TO FINAL A, 2/7 TO SEMI-FINAL, REST OUT

Chief Official:	BEL	LEUKEMANS John	Course Umpire	POL	PISZCZ Rafal
Starter:	CAN	McCABE Peter	Course Umpire	-	-
Course Umpire	NOR	WING Jan Bache	Chief Finishing Line	CZE	BADUROVA Blanka

Weather Conditions	Air Temperature:	23 C	Wind Speed:	1.6/1.6 m/s		
	Water Temperature:	20 C	Conditions:	Sunny	Wind Direction:	S /
	Humidity:					

Legend:

QF	Qualified for Final	*	False Start
QS	Qualified for Semi-final	DSQ	Disqualified
??	Not Clear	DSF	Did not Finish
X	Eliminated	DNS	Did not Start
C	Degree Celsius	m/s	Meter per second

RESULTS

K1 1000m WOMEN - HEAT 3

Thu 29 Aug 2002

Race 15



Rank	Lane	Country	Bib	Name	250m	500m	750m	1000m	
1	4	HUN	296	KOVACS Katalin	58.750 (1)	1:59.039 (1)	3:02.241 (1)	4:06.226 (1)	QF
					58.750 (1)	1:00.289 (1)	1:03.202 (1)	1:03.985 (3)	
2	5	AUS	8	BORCHERT Katrin	1:00.148 (2)	2:01.682 (2)	3:05.628 (2)	4:08.019 (2)	QS
					1.398	2.643	3.387	1.793	
					1:00.148 (2)	1:01.534 (2)	1:03.946 (2)	1:02.391 (1)	
3	3	POL	457	CZAJCZYNSKA Malgorzata	1:01.520 (4)	2:03.815 (3)	3:08.903 (3)	4:13.792 (3)	QS
					2.770	4.776	6.662	7.566	
					1:01.520 (4)	1:02.295 (3)	1:05.088 (3)	1:04.889 (4)	
4	6	CHN	105	HE Jing	1:02.341 (5)	2:06.298 (4)	3:12.393 (4)	4:16.332 (4)	QS
					3.591	7.259	10.152	10.106	
					1:02.341 (5)	1:03.957 (5)	1:06.095 (4)	1:03.939 (2)	
5	1	UZB	640	MOSKALEVA Antonina	1:04.021 (7)	2:07.562 (6)	3:15.739 (5)	4:21.858 (5)	QS
					5.271	8.523	13.498	15.632	
					1:04.021 (7)	1:03.541 (4)	1:08.177 (5)	1:06.119 (5)	
6	8	POR	489	RODRIGUES Helena	1:03.465 (6)	2:09.141 (7)	3:18.997 (6)	4:28.424 (6)	QS
					4.715	10.102	16.756	22.198	
					1:03.465 (6)	1:05.676 (7)	1:09.856 (6)	1:09.427 (6)	
7	2	KGZ	374	RIBALOVA Elena	1:04.607 (8)	2:10.912 (8)	3:22.388 (8)	4:33.503 (7)	QS
					5.857	11.873	20.147	27.277	
					1:04.607 (8)	1:06.305 (8)	1:11.476 (7)	1:11.115 (7)	
8	7	FIN	204	RIKALA Anne	1:00.852 (3)	2:06.503 (5)	3:21.864 (7)	4:37.916 (8)	X
					2.102	7.464	19.623	31.690	
					1:00.852 (3)	1:05.651 (6)	1:15.361 (8)	1:16.052 (8)	

Progression: 1ST TO FINAL A, 2/7 TO SEMI-FINAL, REST OUT

Chief Official:	BEL	LEUKEMANS John	Course Umpire	ISR	AMPER Dan
Starter:	CAN	McCABE Peter	Course Umpire	-	-
Course Umpire	HUN	VASKUTI Istvan	Chief Finishing Line	CZE	BADUROVA Blanka

Weather Conditions	Air Temperature:	23 C	Wind Speed:	1.6/1.6 m/s		
	Water Temperature:	20 C	Conditions:	Sunny	Wind Direction:	S /
	Humidity:					

Legend:

QF	Qualified for Final	*	False Start
QS	Qualified for Semi-final	DSQ	Disqualified
??	Not Clear	DSF	Did not Finish
X	Eliminated	DNS	Did not Start
C	Degree Celsius	m/s	Meter per second

RESULTS

C2 1000m MEN - HEAT 1

Thu 29 Aug 2002

Race 16



Rank	Lane	Country	Bib	Name	250m	500m	750m	1000m	
1	5	POL	474	SLIWINSKI Michal	53.982 (3)	1:49.126 (1)	2:46.277 (1)	3:43.085 (1)	QF
			465	KOBIERSKI Marcin	0.898				
					53.982 (3)	55.144 (1)	57.151 (2)	56.808 (2)	
2	4	ROM	515	SIMIOCENCU Silviu	53.084 (1)	1:49.408 (2)	2:47.253 (2)	3:45.111 (2)	QS
			510	POPESCU Florin		0.282	0.976	2.026	
					53.084 (1)	56.324 (3)	57.845 (4)	57.858 (4)	
3	6	CAN	94	SCAROLA Mike	55.426 (5)	1:51.295 (4)	2:48.254 (3)	3:45.145 (3)	QS
			81	DALTON Richard	2.342	2.169	1.977	2.060	
					55.426 (5)	55.869 (2)	56.959 (1)	56.891 (3)	
4	3	SVK	570	KUBICA Jan	53.497 (2)	1:50.844 (3)	2:49.505 (4)	3:46.198 (4)	QS
			575	PALES Peter	0.413	1.718	3.228	3.113	
					53.497 (2)	57.347 (6)	58.661 (5)	56.693 (1)	
5	7	FRA	218	LENOIR Jose	54.751 (4)	1:51.918 (5)	2:51.290 (5)	3:51.217 (5)	QS
			215	LAVIGNE Yannick	1.667	2.792	5.013	8.132	
					54.751 (4)	57.167 (5)	59.372 (6)	59.927 (6)	
6	8	CHN	106	JING Ying	56.056 (6)	1:57.890 (7)	2:55.556 (6)	3:55.164 (6)	QS
			112	QIU Sairong	2.972	8.764	9.279	12.079	
					56.056 (6)	1:01.834 (7)	57.666 (3)	59.608 (5)	
7	2	AUS	13	MARCZAK Sebastian	59.759 (7)	1:56.106 (6)	3:04.580 (7)	4:10.879 (7)	QS
			11	EGAN Jason	6.675	6.980	18.303	27.794	
					59.759 (7)	56.347 (4)	1:08.474 (7)	1:06.299 (7)	
1	CHI		96	CAMUS Cristian					DNS
			97	LABRAÑA Alvaro					

Progression: 1ST TO FINAL A, 2/7 TO SEMI-FINAL, REST OUT

Chief Official:	BEL	LEUKEMANS John	Course Umpire	FRA	OYON Jean Louis
Starter:	GER	STAHLSCHMIDT Gunter	Course Umpire	-	-
Course Umpire	GBR	BLAND Peter	Chief Finishing Line	CZE	BADUROVA Blanka

Weather Conditions	Air Temperature:	23 C	Wind Speed:	1.6/1.6 m/s		
	Water Temperature:	20 C	Conditions:	Sunny	Wind Direction:	S /
	Humidity:					

Legend:

QF	Qualified for Final	*	False Start
QS	Qualified for Semi-final	DSQ	Disqualified
??	Not Clear	DSF	Did not Finish
X	Eliminated	DNS	Did not Start
C	Degree Celsius	m/s	Meter per second

RESULTS

C2 1000m MEN - HEAT 2

Race 17



Thu 29 Aug 2002

Rank	Lane	Country	Bib	Name	250m	500m	750m	1000m	
1	5	ESP	169	BEA GARCIA Jose A.	54.557 (2)	1:50.278 (1)	2:48.391 (1)	3:46.181 (1)	QF
			183	MASCATO David	0.456				
2	4	RUS	536	KOSTOGLOD Alexandre	54.101 (1)	1:51.644 (2)	2:49.243 (2)	3:52.304 (2)	QS
			548	ULEGIN Serguei		1.366	0.852	6.123	
3	7	MEX	419	DEHESA Cristian	57.603 (5)	1:56.865 (5)	2:57.482 (4)	3:59.213 (3)	QS
			423	ROMERO Antonio	3.502	6.587	9.091	13.032	
4	6	GER	253	KOBER Lars	56.383 (3)	1:54.660 (3)	2:57.344 (3)	4:00.820 (4)	QS
			261	UTESS Stefan	2.282	4.382	8.953	14.639	
5	3	LAT	375	ANDREJEVS Dmitrijs	56.865 (4)	1:56.666 (4)	3:07.243 (5)	4:08.549 (5)	QS
			378	KLEMENTJEVS Jefimijis	2.764	6.388	18.852	22.368	
6	2	JPN	355	HIRAYAMA Hiroshi	1:02.315 (6)	2:08.307 (6)	3:20.183 (6)	4:30.197 (6)	QS
			360	TAKAKI Hiromichi	8.214	18.029	31.792	44.016	
8		DEN	162	VISSING Martin					DSQ
			159	SCALES Carsten					

Progression: 1ST TO FINAL A, 2/7 TO SEMI-FINAL, REST OUT

Chief Official:	BEL	LEUKEMANS John	Course Umpire	POL	PISZCZ Rafal
Starter:	GER	STAHLSCHMIDT Gunter	Course Umpire	-	-
Course Umpire	NOR	WING Jan Bache	Chief Finishing Line	CZE	BADUROVA Blanka

Weather Conditions	Air Temperature:	23 C	Wind Speed:	1.6/1.6 m/s		
	Water Temperature:	20 C	Conditions:	Sunny	Wind Direction:	S /
	Humidity:					

Legend:

QF	Qualified for Final	*	False Start
QS	Qualified for Semi-final	DSQ	Disqualified
??	Not Clear	DSF	Did not Finish
X	Eliminated	DNS	Did not Start
C	Degree Celsius	m/s	Meter per second

RESULTS

C2 1000m MEN - HEAT 3

Thu 29 Aug 2002

Race 18



Rank	Lane	Country	Bib	Name	250m	500m	750m	1000m		
1	5	CUB	135	BALCEIRO Ledi F.	53.259 (1)	1:50.578 (1)	2:50.389 (1)	3:50.954 (1)	QF	
			137	ROJAS Ibrahim	53.259 (1)	57.319 (1)	59.811 (1)	1:00.565 (3)		
2	4	HUN	286	FURDOK Gabor	54.967 (2)	1:52.449 (2)	2:52.938 (2)	3:52.294 (2)	QS	
			290	HUTTNER Csaba	1.708	1.871	2.549	1.340		
3	6	BLR	41	BOGDANOVICH Aleksander	54.967 (2)	57.482 (2)	1:00.489 (3)	59.356 (2)	QS	
			43	KURLANDCHIK Aleksander	55.657 (3)	1:53.336 (3)	2:53.755 (3)	3:52.381 (3)		
4	2	CZE	151	MACHAC Jan	55.657 (3)	2.398	2.758	3.366	1.427	QS
			147	JIRASKY Viktor	57.820 (5)	4.561	6.156	9.079	12.109	
5	8	ITA	350	TESTA Antonio	57.820 (5)	58.914 (4)	1:02.734 (4)	1:03.595 (4)	QS	
			335	BONINI Alberto	56.810 (4)	3.551	6.676	10.545		14.362
6	7	BRA	54	BORGES Antonio	56.810 (4)	1:00.444 (6)	1:03.680 (5)	1:04.382 (5)	QS	
			62	SOUZA Rogerio	58.451 (6)	5.192	8.158	12.753		17.295
3	KAZ	364	364	BUGLAKOV Alexander	58.451 (6)	1:00.285 (5)	1:04.406 (6)	1:05.107 (6)	DNS	
			365	CHERNENKO Alexey						

Progression: 1ST TO FINAL A, 2/7 TO SEMI-FINAL, REST OUT

Chief Official:	BEL	LEUKEMANS John	Course Umpire	ISR	AMPER Dan
Starter:	GER	STAHLSCHMIDT Gunter	Course Umpire	-	-
Course Umpire	HUN	VASKUTI Istvan	Chief Finishing Line	CZE	BADUROVA Blanka

Weather Conditions	Air Temperature:	23 C	Wind Speed:	1.6/1.6 m/s		
	Water Temperature:	20 C	Conditions:	Sunny	Wind Direction:	S /
	Humidity:					

Legend:

QF	Qualified for Final	*	False Start
QS	Qualified for Semi-final	DSQ	Disqualified
??	Not Clear	DSF	Did not Finish
X	Eliminated	DNS	Did not Start
C	Degree Celsius	m/s	Meter per second

RESULTS

K2 1000m MEN - HEAT 1

Thu 29 Aug 2002

Race 19



Rank	Lane	Country	Bib	Name	250m	500m	750m	1000m			
1	5	NOR	437	FJELDHEIN Nils	49.560 (3)	1:39.597 (2)	2:30.695 (1)	3:20.824 (1)	QS		
					1.433	0.450					
					49.560 (3)	50.037 (1)	51.098 (1)	50.129 (1)			
2	6	RUS	544	TICHTCHENKO Anatoli	48.862 (2)	1:39.995 (3)	2:31.458 (2)	3:21.997 (2)	QS		
					0.735	0.848	0.763	1.173			
					48.862 (2)	51.133 (5)	51.463 (2)	50.539 (2)			
3	2	SLO	560	ZUPANCIC Jernej	48.127 (1)	1:39.147 (1)	2:32.118 (3)	3:24.383 (3)	QS		
					556	JAZBEC Jaka		1.423	3.559		
					48.127 (1)	51.020 (4)	52.971 (4)	52.265 (3)			
4	4	FRA	213	GOURICHON Stephane	50.229 (4)	1:41.145 (4)	2:33.802 (4)	3:28.580 (4)	QS		
					212	GAUTHIER Frederic		2.102	1.998	3.107	7.756
					50.229 (4)	50.916 (3)	52.657 (3)	54.778 (4)			
5	3	SUI	563	TOBLER Lukas	50.815 (5)	1:41.423 (5)	2:37.774 (5)	3:35.212 (5)	QS		
					562	KUNZ Johannes		2.688	2.276	7.079	14.388
					50.815 (5)	50.608 (2)	56.351 (5)	57.438 (5)			
6	8	MYA	425	PHONE Myint Tazar	52.164 (6)	1:46.098 (6)	2:42.964 (6)	3:41.822 (6)	QS		
					424	KHIN Maung Myint		4.037	6.951	12.269	20.998
					52.164 (6)	53.934 (6)	56.866 (6)	58.858 (6)			
7	1	PUR	497	RUIZ Victor	53.639 (7)	1:55.245 (7)	2:59.378 (7)	4:00.383 (7)	QS		
					494	JIMENEZ Francisco		5.512	16.098	28.683	39.559
					53.639 (7)	1:01.606 (7)	1:04.133 (7)	1:01.005 (7)			
8	9	TUN	598	SDOUKI Mohamed	57.890 (8)	2:00.220 (8)	3:06.800 (8)	4:10.369 (8)	??		
					597	DAKHLI Sarhane		9.763	21.073	36.105	49.545
					57.890 (8)	1:02.330 (8)	1:06.580 (8)	1:03.569 (9)			
9	7	AUT	27	SCHWARZ Bernhard	1:00.097 (9)	2:03.144 (9)	3:10.016 (9)	4:13.508 (9)	X		
					25	JANISCH Daniel		11.970	23.997	39.321	52.684
					1:00.097 (9)	1:03.047 (9)	1:06.872 (9)	1:03.492 (8)			

Progression: 1/7 AND 8th BEST TIME TO SEMI-FINAL, REST OUT

Chief Official:	BEL	LEUKEMANS John	Course Umpire	FRA	OYON Jean Louis
Starter:	GER	STAHLSCHEMIDT Gunter	Course Umpire	-	-
Course Umpire	GBR	BLAND Peter	Chief Finishing Line	CZE	BADUROVA Blanka

Weather Conditions	Air Temperature:	25 C	Wind Speed:	1.3/NO DATA m/s	
	Water Temperature:	24 C	Conditions:	Sunny	Wind Direction:
	Humidity:				S

Legend:

QF	Qualified for Final	*	False Start
QS	Qualified for Semi-final	DSQ	Disqualified
??	Not Clear	DSF	Did not Finish
X	Eliminated	DNS	Did not Start
C	Degree Celsius	rv/s	Meter per second

RESULTS

K2 1000m MEN - HEAT 2

Race 20



Thu 29 Aug 2002

Rank	Lane	Country	Bib	Name	250m	500m	750m	1000m	
1	5	HUN	305	VEREB Krisztian	49.490 (4)	1:40.321 (5)	2:30.385 (2)	3:22.100 (1)	QS
				306 VERECKEI Akos	1.352	2.009	0.245		
					49.490 (4)	50.831 (4)	50.064 (1)	51.715 (2)	
2	4	GBR	242	WYNNE Ian	48.138 (1)	1:39.019 (2)	2:30.140 (1)	3:23.933 (2)	QS
				227 DARBY-DOWMAN Paul		0.707		1.833	
					48.138 (1)	50.881 (5)	51.121 (2)	53.793 (5)	
3	6	LTU	393	LANKAS Mindaugas	50.400 (6)	1:41.710 (7)	2:36.048 (9)	3:25.787 (3)	QS
				399 VAICIKONIS Vytautas	2.262	3.398	5.908	3.687	
					50.400 (6)	51.310 (8)	54.338 (8)	49.739 (1)	
4	3	USA	631	MOONEY John	48.638 (2)	1:40.056 (4)	2:34.151 (6)	3:26.686 (4)	QS
				636 WOLSKI Bartosz	0.500	1.744	4.011	4.586	
					48.638 (2)	51.418 (9)	54.095 (6)	52.535 (3)	
5	1	FIN	199	KESO Mikko	49.921 (5)	1:38.312 (1)	2:32.606 (3)	3:26.806 (5)	QS
				201 MIKKONEN Kalle	1.783		2.466	4.706	
					49.921 (5)	48.391 (1)	54.294 (7)	54.200 (6)	
6	8	IRL	321	MALONEY Brendan	50.772 (7)	1:40.964 (6)	2:33.859 (4)	3:28.093 (6)	QS
				320 FLEMING Neil	2.634	2.652	3.719	5.993	
					50.772 (7)	50.192 (2)	52.895 (4)	54.234 (7)	
7	2	POR	486	GONCALVES Luciano	49.076 (3)	1:39.359 (3)	2:34.018 (5)	3:28.466 (7)	QS
				482 CORREIRA Leonel	0.938	1.047	3.878	6.366	
					49.076 (3)	50.283 (3)	54.659 (9)	54.448 (8)	
8	7	LAT	388	ZALUPE Kristaps	51.135 (8)	1:42.413 (8)	2:35.136 (7)	3:28.473 (8)	??
				379 LAZDENIEKS Arnis	2.997	4.101	4.996	6.373	
					51.135 (8)	51.278 (7)	52.723 (3)	53.337 (4)	
9	9	UKR	604	BUSHINKIN Sergiy	51.579 (9)	1:42.608 (9)	2:35.761 (8)	3:32.913 (9)	X
				609 KREMER Mykola	3.441	4.296	5.621	10.813	
					51.579 (9)	51.029 (6)	53.153 (5)	57.152 (9)	

Progression: 1/7 AND 8th BEST TIME TO SEMI-FINAL, REST OUT

Chief Official:	BEL	LEUKEMANS John	Course Umpire	POL	PISZCZ Rafal
Starter:	GER	STAHLSCHMIDT Gunter	Course Umpire	-	-
Course Umpire	NOR	WING Jan Bache	Chief Finishing Line	CZE	BADUROVA Blanka

Weather Conditions	Air Temperature:	25 C	Wind Speed:	1.3/NO DATA	m/s	
	Water Temperature:	24 C	Conditions:	Sunny	Wind Direction:	S
	Humidity:					

Legend:

QF	Qualified for Final	*	False Start
QS	Qualified for Semi-final	DSQ	Disqualified
??	Not Clear	DSF	Did not Finish
X	Eliminated	DNS	Did not Start
C	Degree Celsius	m/s	Meter per second

RESULTS

K2 1000m MEN - HEAT 3

Thu 29 Aug 2002

Race 21



Rank	Lane	Country	Bib	Name	250m	500m	750m	1000m	
1	5	GER	250 263	HERSZEL Marko	47.135 (1)	1:38.104 (1)	2:30.765 (1)	3:23.154 (1)	QS
				WESTPHALEN Mark	47.135 (1)	50.969 (3)	52.661 (2)	52.389 (3)	
2	6	AUS	22 9	WALLACE Ken	47.667 (2)	1:38.961 (2)	2:31.648 (2)	3:24.160 (2)	QS
				COLOMB Keith	0.532	0.857	0.883	1.006	
3	4	ITA	334 351	BENEDINI Franco	47.667 (2)	51.294 (4)	52.687 (3)	52.512 (4)	
				TOFANI Pierpaolo	50.411 (6)	1:40.630 (5)	2:32.188 (3)	3:24.207 (3)	QS
4	1	YUG	653 652	ZORIC Dragan	3.276	2.526	1.423	1.053	
				SOTI Jozef	50.411 (6)	50.219 (1)	51.558 (1)	52.019 (2)	
5	3	CAN	91 93	POTHIER Jean C.	49.050 (4)	1:39.882 (3)	2:33.818 (5)	3:24.627 (4)	QS
				SAUVE Dominic	1.915	1.778	3.053	1.473	
6	2	JPN	354 356	EGUCHI Takahiko	49.050 (4)	50.832 (2)	53.936 (6)	50.809 (1)	
				MARUYAMA Ryohei	48.460 (3)	1:40.138 (4)	2:33.005 (4)	3:27.426 (5)	QS
7	8	URU	624 621	DEUS Athavalpa	1.325	2.034	2.240	4.272	
				CARDOZO Andres	48.460 (3)	51.678 (5)	52.867 (4)	54.421 (5)	
8	7	IND	312 313	KARMA Toppo	49.804 (5)	1:43.690 (6)	2:37.341 (6)	3:31.809 (6)	QS
				PIJUSH KANTI Baroi	2.669	5.586	6.576	8.655	
9	MAR	401 400	CHEBAK Nabil	51.766 (7)	1:46.866 (7)	2:43.640 (7)	3:40.755 (7)	QS	
				EL AIDI Issam	4.631	8.762	12.875	17.601	
				53.535 (8)	1:51.799 (8)	2:53.018 (8)	3:55.360 (8)	??	
				6.400	13.695	22.253	32.206		
				53.535 (8)	58.264 (8)	1:01.219 (8)	1:02.342 (8)		
								DNS	

Progression: 1/7 AND 8th BEST TIME TO SEMI-FINAL, REST OUT

Chief Official:	BEL	LEUKEMANS John	Course Umpire	ISR	AMPER Dan
Starter:	GER	STAHLSCHEMIDT Gunter	Course Umpire	-	-
Course Umpire	HUN	VASKUTI Istvan	Chief Finishing Line	CZE	BADUROVA Blanka

Weather Conditions	Air Temperature:	25 C	Wind Speed:	1.3/NO DATA	m/s	
	Water Temperature:	24 C	Conditions:	Sunny	Wind Direction:	S
	Humidity:					

Legend:

QF	Qualified for Final	*	False Start
QS	Qualified for Semi-final	DSQ	Disqualified
??	Not Clear	DSF	Did not Finish
X	Eliminated	DNS	Did not Start
C	Degree Celsius	m/s	Meter per second

RESULTS

K2 1000m MEN - HEAT 4

Thu 29 Aug 2002

Race 22



Rank	Lane	Country	Bib	Name	250m	500m	750m	1000m	
1	5	SWE	586	NILSSON Henrik	53.577 (1)	1:36.192 (1)	2:27.608 (1)	3:20.190 (1)	QS
			589	OSKARSSON Marcus	53.577 (1)	42.615 (2)	51.416 (2)	52.582 (3)	
2	6	SVK	569	KADNAR Juraj	54.398 (4)	1:38.123 (2)	2:29.488 (2)	3:21.630 (2)	QS
			567	ERBAN Robert	0.821	1.931	1.880	1.440	
3	4	POL	479	WYSOCKI Adam	54.398 (4)	43.725 (3)	51.365 (1)	52.142 (1)	
			476	TWARDOWSKI Marek	54.160 (3)	1:38.771 (3)	2:32.004 (3)	3:24.670 (3)	QS
4	3	ESP	168	BAÑOS Pablo E.	0.583	2.579	4.396	4.480	
			196	VINDEL Damian	53.825 (2)	1:40.032 (4)	2:33.386 (4)	3:25.777 (4)	QS
5	7	MDA	402	BESPALOV Vladimir	0.248	3.840	5.778	5.587	
			416	TUROV Vladimir	53.825 (2)	46.207 (7)	53.354 (4)	52.391 (2)	
6	8	IRI	316	SAMARY Babak	55.637 (5)	1:40.896 (5)	2:35.788 (5)	3:30.963 (5)	QS
			315	MILAD Mohsen	2.060	4.704	8.180	10.773	
7	1	GRE	270	NICOLAOU Christos	55.637 (5)	45.259 (6)	54.892 (5)	55.175 (5)	
			278	VUMPBRANIETS Ian	1:01.907 (6)	1:44.153 (6)	2:41.417 (6)	3:37.945 (6)	QS
8	9	COL	128	MILLER Jose	8.330	7.961	13.809	17.755	
			130	ROJO Alejandro	1:01.907 (6)	42.246 (1)	57.264 (6)	56.528 (7)	
9	2	PAK	451	THAIR SHAHZAD Akbarr	1:03.968 (7)	1:48.760 (7)	2:46.761 (7)	3:42.265 (7)	QS
			450	SHAHJAN Khan	10.391	12.568	19.153	22.075	
9	2	PAK	451	THAIR SHAHZAD Akbarr	1:03.968 (7)	44.792 (5)	58.001 (7)	55.504 (6)	
			450	SHAHJAN Khan	1:04.237 (8)	1:55.844 (8)	3:01.072 (8)	4:03.746 (8)	??
9	2	PAK	451	THAIR SHAHZAD Akbarr	10.660	19.652	33.464	43.556	
			450	SHAHJAN Khan	1:04.237 (8)	51.607 (8)	1:05.228 (8)	1:02.674 (8)	
9	2	PAK	451	THAIR SHAHZAD Akbarr	1:07.466 (9)	1:59.231 (9)	3:11.256 (9)	4:15.112 (9)	X
			450	SHAHJAN Khan	13.889	23.039	43.648	54.922	
9	2	PAK	451	THAIR SHAHZAD Akbarr	1:07.466 (9)	51.765 (9)	1:12.025 (9)	1:03.856 (9)	
			450	SHAHJAN Khan					

Progression: 1/7 AND 8th BEST TIME TO SEMI-FINAL, REST OUT

Chief Official:	BEL	LEUKEMANS John	Course Umpire	FRA	OYON Jean Louis
Starter:	GER	STAHLSCHEMIDT Gunter	Course Umpire	-	-
Course Umpire	GBR	BLAND Peter	Chief Finishing Line	CZE	BADUROVA Blanka

Weather Conditions	Air Temperature:	25 C	Wind Speed:	1.3/1.3 m/s		
	Water Temperature:	24 C	Conditions:	Sunny	Wind Direction:	S
	Humidity:					

Legend:

QF	Qualified for Final	*	False Start
QS	Qualified for Semi-final	DSQ	Disqualified
??	Not Clear	DSF	Did not Finish
X	Eliminated	DNS	Did not Start
C	Degree Celsius	m/s	Meter per second

RESULTS
K2 1000m MEN - HEAT 4

Thu 29 Aug 2002

Race 22



CORRECTED

Rank	Lane	Country	Bib	Name	250m	500m	750m	1000m	
1	5	SWE	586	NILSSON Henrik	53.577 (1)	1:36.192 (1)	2:27.608 (1)	3:20.190 (1)	QS
			589	OSKARSSON Marcus	53.577 (1)	42.615 (2)	51.416 (2)	52.582 (3)	
2	6	SVK	569	KADNAR Juraj	54.398 (4)	1:38.123 (2)	2:29.488 (2)	3:21.630 (2)	QS
			567	ERBAN Robert	0.821	1.931	1.880	1.440	
					54.398 (4)	43.725 (3)	51.365 (1)	52.142 (1)	
3	4	POL	479	WYSOCKI Adam	54.160 (3)	1:38.771 (3)	2:32.004 (3)	3:24.670 (3)	QS
			476	TWARDOWSKI Marek	0.583	2.579	4.396	4.480	
					54.160 (3)	44.611 (4)	53.233 (3)	52.666 (4)	
4	3	ESP	168	BAÑOS Pablo E.	53.825 (2)	1:40.032 (4)	2:33.386 (4)	3:25.777 (4)	QS
			196	VINDEL Damian	0.248	3.840	5.778	5.587	
					53.825 (2)	46.207 (6)	53.354 (4)	52.391 (2)	
5	8	IRI	316	SAMARY Babak	1:01.907 (5)	1:44.153 (5)	2:41.417 (5)	3:37.945 (5)	QS
			315	MILAD Mohsen	8.330	7.961	13.809	17.755	
					1:01.907 (5)	42.246 (1)	57.264 (5)	56.528 (6)	
6	1	GRE	270	NICOLAOU Christos	1:03.968 (6)	1:48.760 (6)	2:46.761 (6)	3:42.265 (6)	QS
			278	VUMBRANIETS Ian	10.391	12.568	19.153	22.075	
					1:03.968 (6)	44.792 (5)	58.001 (6)	55.504 (5)	
7	9	COL	128	MILLER Jose	1:04.237 (7)	1:55.844 (7)	3:01.072 (7)	4:03.746 (7)	QS
			130	ROJO Alejandro	10.660	19.652	33.464	43.556	
					1:04.237 (7)	51.607 (7)	1:05.228 (7)	1:02.674 (7)	
8	2	PAK	451	THAIR SHAHZAD Akbarr	1:07.466 (8)	1:59.231 (8)	3:11.256 (8)	4:15.112 (8)	??
			450	SHAHJAN Khan	13.889	23.039	43.648	54.922	
					1:07.466 (8)	51.765 (8)	1:12.025 (8)	1:03.856 (8)	
	7	MDA	402	BESPALOV Vladimir					DSQ
			416	TUROV Vladimir					

Progression: 1/7 AND 8th BEST TIME TO SEMI-FINAL, REST OUT

Chief Official:	BEL	LEUKEMANS John	Course Umpire	FRA	OYON Jean Louis
Starter:	GER	STAHLSCHEIDT Gunter	Course Umpire	-	-
Course Umpire	GBR	BLAND Peter	Chief Finishing Line	CZE	BADUROVA Blanka

Weather Conditions	Air Temperature:	25 C	Wind Speed:	1.3/1.3 m/s		
	Water Temperature:	24 C	Conditions:	Sunny	Wind Direction:	S
	Humidity:					

Legend:

QF	Qualified for Final	*	False Start
QS	Qualified for Semi-final	DSQ	Disqualified
??	Not Clear	DSF	Did not Finish
X	Eliminated	DNS	Did not Start
C	Degree Celsius	m/s	Meter per second

RESULTS

K2 1000m MEN - HEAT 5

Thu 29 Aug 2002

Race 23



Rank	Lane	Country	Bib	Name	250m	500m	750m	1000m	
1	4	BUL	67	DIMITROV Marian	48.397 (2)	1:40.466 (2)	2:32.756 (2)	3:22.987 (1)	QS
			73	STEFANOV Alekandar	0.695	2.255	2.183		
2	5	DEN	160	WRAAE KNUDSEN Kim	47.702 (1)	1:38.211 (1)	2:30.573 (1)	3:24.620 (2)	QS
			161	KONGSGAARD Mads				1.633	
3	2	NZL	443	WALILER Mike	47.702 (1)	50.509 (1)	52.362 (2)	54.047 (4)	
			448	LONGOILL Peter	49.513 (4)	1:41.158 (3)	2:35.609 (3)	3:28.770 (3)	QS
4	7	CHN	113	QU Xianwu	1.811	2.947	5.036	5.783	
			110	LIU Mingguang	49.513 (4)	51.645 (2)	54.451 (4)	53.161 (3)	
5	8	VEN	644	RONDON Jose G.	49.721 (5)	1:42.059 (4)	2:36.483 (4)	3:29.150 (4)	QS
			643	PRADA Alberto	2.019	3.848	5.910	6.163	
6	3	RSA	522	MELCK Markus	49.721 (5)	52.338 (4)	54.424 (3)	52.667 (2)	
			521	VAN ROOYEN Hein	50.252 (6)	1:44.187 (6)	2:39.204 (5)	3:34.932 (5)	QS
7	1	IRQ	328	MUAID Abdul Latif	2.550	5.976	8.631	11.945	
			327	H Aidar Nozad	50.252 (6)	53.935 (5)	55.017 (5)	55.728 (5)	
6	KAZ	366	371	KALTENBERGER Dmitry	48.938 (3)	1:43.242 (5)	2:41.372 (6)	3:37.872 (6)	QS
				TORLOPOV Dmitry	1.236	5.031	10.799	14.885	
					48.938 (3)	54.304 (6)	58.130 (6)	56.500 (6)	
					57.773 (7)	1:58.472 (7)	3:02.446 (7)	4:05.529 (7)	QS
					10.071	20.261	31.873	42.542	
					57.773 (7)	1:00.699 (7)	1:03.974 (7)	1:03.083 (7)	
									DNS

Progression: 1/7 AND 8th BEST TIME TO SEMI-FINAL, REST OUT

Chief Official:	BEL	LEUKEMANS John	Course Umpire	POL	PISZCZ Rafal
Starter:	GER	STAHLSCHEMIDT Gunter	Course Umpire	-	-
Course Umpire	NOR	WING Jan Bache	Chief Finishing Line	CZE	BADUROVA Blanka

Weather Conditions	Air Temperature:	25 C	Wind Speed:	1.3/1.3 m/s		
	Water Temperature:	24 C	Conditions:	Sunny	Wind Direction:	S
	Humidity:					

Legend:

QF	Qualified for Final	*	False Start
QS	Qualified for Semi-final	DSQ	Disqualified
??	Not Clear	DSF	Did not Finish
X	Eliminated	DNS	Did not Start
C	Degree Celsius	m/s	Meter per second

RESULTS
K2 1000m WOMEN - HEAT 1

Thu 29 Aug 2002

Race 25



Rank	Lane	Country	Bib	Name	250m	500m	750m	1000m	
1	5	GER	255	MUCKE Manuele	54.628 (1)	1:51.063 (1)	2:50.962 (1)	3:49.614 (1)	QF
			257	OPGEN-RHEIN Nadine	54.628 (1)	56.435 (1)	59.899 (3)	58.652 (2)	
2	6	CHN	103	GAO Yi	57.480 (3)	1:55.847 (3)	2:54.366 (3)	3:53.257 (2)	QS
			102	FAN Lina	2.852	4.784	3.404	3.643	
3	4	POL	469	PYZALSKA Iwona	55.393 (2)	1:53.469 (2)	2:52.983 (2)	3:54.517 (3)	QS
			466	KUCZKOWSKA Dorota	0.765	2.406	2.021	4.903	
4	3	YUG	651	SOLAC Branka	58.513 (4)	1:59.674 (4)	3:02.423 (4)	4:02.780 (4)	QS
			650	PANDA Antonija	3.885	8.611	11.461	13.166	
5	2	INA	310	SUHARTATI	1:00.382 (6)	1:59.941 (5)	3:13.716 (6)	4:09.032 (5)	QS
			309	SARCE Aronggear	5.754	8.878	22.754	19.418	
6	7	FIN	205	SJOBERG Filippa	58.856 (5)	2:02.511 (6)	3:05.184 (5)	4:10.385 (6)	QS
			197	HONKANEN Jenni	4.228	11.448	14.222	20.771	
7	8	NZL	439	SNOWDEN Danielle	1:03.431 (7)	2:11.038 (7)	3:18.403 (7)	4:26.554 (7)	QS
			449	MORRISON Trinity	8.803	19.975	27.441	36.940	
					1:03.431 (7)	1:07.607 (7)	1:07.365 (6)	1:08.151 (7)	

Progression: 1ST TO FINAL A, 2/7 TO SEMI-FINAL, REST OUT

Chief Official:	BEL	LEUKEMANS John	Course Umpire	FRA	OYON Jean Louis
Starter:	GER	STAHLSCHMIDT Gunter	Course Umpire	-	-
Course Umpire	GBR	BLAND Peter	Chief Finishing Line	CZE	BADUROVA Blanka

Weather Conditions	Air Temperature:	25 C	Wind Speed:	1.3/1.3 m/s		
	Water Temperature:	24 C	Conditions:	Sunny	Wind Direction:	S
	Humidity:					

Legend:

QF	Qualified for Final	*	False Start
QS	Qualified for Semi-final	DSQ	Disqualified
??	Not Clear	DSF	Did not Finish
X	Eliminated	DNS	Did not Start
C	Degree Celsius	m/s	Meter per second

RESULTS

K2 1000m WOMEN - HEAT 2

Thu 29 Aug 2002

Race 26



Rank	Lane	Country	Bib	Name	250m	500m	750m	1000m	
1	4	HUN	284 303	BOTA Kinga SZABO Szilvia	54.953 (1)	1:52.346 (1)	2:51.777 (1)	3:51.494 (1)	QF
2	5	ESP	191 176	SANCHEZ Belen GARCIA Maria I.	55.331 (2) 0.378	1:53.533 (2) 1.187	2:54.328 (2) 2.551	3:52.954 (2) 1.460	QS
3	3	RUS	528 545	ERCHOVA Elena TISSINA Elena	55.636 (3) 0.683	1:54.086 (3) 1.740	2:54.803 (3) 3.026	3:53.854 (3) 2.360	QS
4	8	ITA	340 349	FAGIOLI Alice SGROI Fabiana	57.387 (4) 2.434	1:57.474 (4) 5.128	2:59.560 (4) 7.783	4:01.266 (4) 9.772	QS
5	7	GRE	267 275	DIALETARA Violeta TSAMOPOULOU Chrisa	1:00.744 (5) 5.791	2:04.039 (5) 11.693	3:05.785 (5) 14.008	4:07.336 (5) 15.842	QS
6	KAZ		369 372	SERGEYEVA Natalya UZHAKHOVA Ellina	1:00.744 (5)	1:03.295 (5)	1:01.746 (4)	1:01.551 (4)	DNS

Progression: 1ST TO FINAL A, 2/7 TO SEMI-FINAL, REST OUT

Chief Official:	BEL	LEUKEMANS John	Course Umpire	POL	PISZCZ Rafal
Starter:	GER	STAHLSCHEMIDT Gunter	Course Umpire	-	-
Course Umpire	NOR	WING Jan Bache	Chief Finishing Line	CZE	BADUROVA Blanka

Weather Conditions	Air Temperature:	25 C	Wind Speed:	1.3/1.3 m/s	
	Water Temperature:	24 C	Conditions:	Sunny	Wind Direction: S
	Humidity:				

Legend:

QF	Qualified for Final	*	False Start
QS	Qualified for Semi-final	DSQ	Disqualified
??	Not Clear	DSF	Did not Finish
X	Eliminated	DNS	Did not Start
C	Degree Celsius	m/s	Meter per second

RESULTS

K2 1000m WOMEN - HEAT 3

Thu 29 Aug 2002

Race 27



Rank	Lane	Country	Bib	Name	250m	500m	750m	1000m	
1	5	USA	625 632	COLIN Kathy NORTJE Ruth	54.262 (2)	1:50.449 (2)	2:49.167 (2)	3:46.891 (1)	QF
					1.000	0.915	0.650		
					54.262 (2)	56.187 (1)	58.718 (1)	57.724 (1)	
2	4	BUL	66 72	DACHEVA Delyana PINDZEVA Bonka	53.262 (1)	1:49.534 (1)	2:48.517 (1)	3:47.164 (2)	QS
							0.273		
					53.262 (1)	56.272 (2)	58.983 (2)	58.647 (3)	
3	7	ISR	332 329	PESSAKHOVITCH Larissa GAFNI Adi	56.058 (3)	1:54.775 (4)	2:55.586 (4)	3:53.737 (3)	QS
					2.796	5.241	7.069	6.846	
					56.058 (3)	58.717 (4)	1:00.811 (4)	58.151 (2)	
4	3	ROM	512 517	RUSANESCU Lidia VULPES Florica	57.377 (4)	1:54.409 (3)	2:55.136 (3)	3:53.970 (4)	QS
					4.115	4.875	6.619	7.079	
					57.377 (4)	57.032 (3)	1:00.727 (3)	58.834 (4)	
5	8	NOR	435 433	LINOTNER Marita FEVANG Ellen	58.230 (5)	1:57.168 (5)	2:58.272 (5)	3:59.617 (5)	QS
					4.968	7.634	9.755	12.726	
					58.230 (5)	58.938 (5)	1:01.104 (5)	1:01.345 (5)	
6	6	JPN	359 361	TAKAHASHI Hiromi TSUNA Azusa	58.572 (6)	1:59.032 (6)	3:02.031 (6)	4:05.436 (6)	QS
					5.310	9.498	13.514	18.545	
					58.572 (6)	1:00.460 (6)	1:02.999 (6)	1:03.405 (6)	
7	2	BIH	34 32	SUPUKOVIC Elizabeta MASLESA Aleksandra	1:30.383 (7)	2:59.357 (7)	4:33.578 (7)	6:03.477 (7)	QS
					37.121	1:09.823	1:45.061	2:16.586	
					1:30.383 (7)	1:28.974 (7)	1:34.221 (7)	1:29.899 (7)	

Progression: 1ST TO FINAL A, 2/7 TO SEMI-FINAL, REST OUT

Chief Official:	BEL	LEUKEMANS John	Course Umpire	ISR	AMPER Dan
Starter:	GER	STAHLSCHMIDT Gunter	Course Umpire	-	-
Course Umpire	HUN	VASKUTI Istvan	Chief Finishing Line	CZE	BADUROVA Blanka

Weather Conditions	Air Temperature:	25 C	Wind Speed:	1.3/1.3 m/s	
	Water Temperature:	24 C	Conditions:	Sunny	Wind Direction: S
	Humidity:				

Legend:

QF	Qualified for Final	*	False Start
QS	Qualified for Semi-final	DSQ	Disqualified
??	Not Clear	DSF	Did not Finish
X	Eliminated	DNS	Did not Start
C	Degree Celsius	m/s	Meter per second

RESULTS

C4 1000m MEN - HEAT 1

Thu 29 Aug 2002

Race 28



Rank	Lane	Country	Bib	Name	250m	500m	750m	1000m	
1	4	RUS	537	KROUGLIAKOV Roman	49.806 (3)	1:42.303 (2)	2:36.781 (2)	3:29.303 (1)	QF
			549	VOLKONSKIY Alexey	0.612	1.068	0.778		
			534	KABANOV Andrei	49.806 (3)	52.497 (2)	54.478 (1)	52.522 (1)	
			529	FOMICHEV Konstantin					
2	6	CAN	76	BOILARD Maxime	49.194 (1)	1:41.235 (1)	2:36.003 (1)	3:31.063 (2)	QF
			79	BUDAY JR Tamas				1.760	
			78	BUDAY Attila	49.194 (1)	52.041 (1)	54.768 (2)	55.060 (2)	
			88	JOUKOVSKI Dimitri					
3	5	HUN	297	KOZMMANN Gyorgy	49.595 (2)	1:42.718 (3)	2:38.011 (3)	3:33.522 (3)	QF
			282	BELICZA Bela	0.401	1.483	2.008	4.219	
			291	IVAN Gabor	49.595 (2)	53.123 (3)	55.293 (3)	55.511 (4)	
			300	NOVAK Ferenc					
4	2	UKR	620	ZERKAL Petro	52.271 (5)	1:46.116 (4)	2:42.841 (4)	3:37.909 (4)	QS
			610	LITVINENKO Oleksandr	3.077	4.881	6.838	8.606	
			606	DOBROTVORSKII Victor	52.271 (5)	53.845 (4)	56.725 (4)	55.068 (3)	
			617	SHPAK Oleksiy					
5	3	LTU	392	LABUCKAS Raimondas	51.737 (4)	1:48.258 (5)	2:49.392 (5)	3:54.187 (5)	QS
			398	SUKLIN Jevgenij	2.543	7.023	13.389	24.884	
			396	PROCHOROV Kiril	51.737 (4)	56.521 (5)	1:01.134 (5)	1:04.795 (6)	
			397	REKSNYS Kazimieras					
6	7	BRA	53	BORGES Andre	54.831 (6)	1:55.374 (6)	2:58.326 (6)	3:55.674 (6)	QS
			59	FILHO Lourival	5.637	14.139	22.323	26.371	
			37	NOVAES Fabio	54.831 (6)	1:00.543 (6)	1:02.952 (6)	57.348 (5)	
			61	RAMOS Euvaldo					

Progression: 1/3 TO F, 4/7 AND 8th BEST TIME TO SF, REST OUT

Chief Official:	BEL	LEUKEMANS John	Course Umpire	FRA	OYON Jean Louis
Starter:	BEL	JANSSENS Etienne	Course Umpire	-	-
Course Umpire	GBR	BLAND Peter	Chief Finishing Line	CZE	BADUROVA Blanka

Weather Conditions	Air Temperature:	25 C	Wind Speed:	1.3/1.3 m/s		
	Water Temperature:	24 C	Conditions:	Sunny	Wind Direction:	S
	Humidity:					

Legend:

QF	Qualified for Final	*	False Start
QS	Qualified for Semi-final	DSQ	Disqualified
??	Not Clear	DSF	Did not Finish
X	Eliminated	DNS	Did not Start
C	Degree Celsius	m/s	Meter per second

RESULTS

C4 1000m MEN - HEAT 2

Thu 29 Aug 2002

Race 29



Rank	Lane	Country	Bib	Name	250m	500m	750m	1000m	
1	5	BLR	43	KURLANDCHIK Aleksander	50.961 (3)	1:43.064 (3)	2:34.580 (2)	3:25.927 (1)	QF
			41	BOGDANOVICH Aleksander	1.978	2.578	0.482		
			47	SAPONENKO Semen	50.961 (3)	52.103 (3)	51.516 (1)	51.347 (1)	
			50	ZHUKOVSKII Aleksander					
2	4	ROM	511	PRICOP Mitica	48.983 (1)	1:40.486 (1)	2:34.098 (1)	3:28.493 (2)	QF
			504	CONDRAT Petra				2.566	
			499	ANISIM Iosif	48.983 (1)	51.503 (1)	53.612 (2)	54.395 (3)	
			500	AVERIAN Ionel					
3	6	POL	459	GINTER Adam	50.064 (2)	1:42.020 (2)	2:36.783 (3)	3:30.979 (3)	QF
			458	GAJOWNIK Michal	1.081	1.534	2.685	5.052	
			470	RYNKIEWICZ Roman	50.064 (2)	51.956 (2)	54.763 (3)	54.196 (2)	
			463	JEZIEWSKI Andrzej					
4	7	CZE	156	SIMECEK Zdenek	51.987 (5)	1:46.146 (4)	2:41.055 (4)	3:40.325 (4)	QS
			144	HELLER Jiri	3.004	5.660	6.957	14.398	
			140	BRECKA Jan	51.987 (5)	54.159 (4)	54.909 (4)	59.270 (4)	
			152	MINARIK Martin					
5	3	ESP	192	VALES Xose	51.702 (4)	1:46.798 (5)	2:45.246 (5)	3:45.765 (5)	QS
			173	CURBEIRA David	2.719	6.312	11.148	19.838	
			171	CARRAZEDO Jorge	51.702 (4)	55.096 (5)	58.448 (5)	1:00.519 (5)	
			174	GLAVAN Marcel					

Progression: 1/3 TO F, 4/7 AND 8th BEST TIME TO SF, REST OUT

Chief Official:	BEL	LEUKEMANS John	Course Umpire	POL	PISZCZ Rafal
Starter:	BEL	JANSSENS Etienne	Course Umpire	-	-
Course Umpire	NOR	WING Jan Bache	Chief Finishing Line	CZE	BADUROVA Blanka

Weather Conditions	Air Temperature:	25 C	Wind Speed:	1.3/1.3 m/s		
	Water Temperature:	24 C	Conditions:	Sunny	Wind Direction:	S
	Humidity:					

Legend:

QF	Qualified for Final	*	False Start
QS	Qualified for Semi-final	DSQ	Disqualified
??	Not Clear	DSF	Did not Finish
X	Eliminated	DNS	Did not Start
C	Degree Celsius	m/s	Meter per second

RESULTS

K4 1000m MEN - HEAT 1

Thu 29 Aug 2002

Race 30



Rank	Lane	Country	Bib	Name	250m	500m	750m	1000m	
1	5	GER	244	BACH Bjorn	43.037 (2)	1:26.529 (2)	2:12.284 (2)	2:56.876 (1)	QF
			260	ULM Stefan	0.137	0.427	0.744		
			252	IHLE Andreas	43.037 (2)	43.492 (2)	45.755 (2)	44.592 (1)	
			266	ZABEL Marck					
2	4	SVK	576	RISZDORFER Michal	43.476 (3)	1:26.102 (1)	2:11.540 (1)	2:57.043 (2)	QS
			578	VICEK Erik	0.576			0.167	
			564	BACA Jurak	43.476 (3)	42.626 (1)	45.438 (1)	45.503 (2)	
			577	RISZDORFER Richard					
3	6	BUL	70	KASANOV Milko	42.900 (1)	1:27.050 (3)	2:14.336 (3)	3:01.556 (3)	QS
			68	HRISTOV Ivan		0.948	2.796	4.680	
			74	YORDANOV Yordan	42.900 (1)	44.150 (3)	47.286 (4)	47.220 (3)	
			71	MERKOV Petar					
4	7	ITA	347	ROSSI Antonio	43.714 (4)	1:30.331 (6)	2:16.122 (4)	3:04.102 (4)	QS
			336	BONOMI Bieniamino	0.814	4.229	4.582	7.226	
			345	PIEMONTE Luca	43.714 (4)	46.617 (7)	45.791 (3)	47.980 (4)	
			339	FACCHIN Andrea					
5	3	AUS	10	DEAN Justin	44.056 (5)	1:28.756 (4)	2:17.461 (5)	3:06.109 (5)	QS
			15	MARTIN Simon	1.156	2.654	5.921	9.233	
			20	RHODES David	44.056 (5)	44.700 (4)	48.705 (6)	48.648 (7)	
			21	RODGERS Craig					
6	2	CAN	80	CUTHBERT Ryan	44.357 (6)	1:29.485 (5)	2:19.006 (6)	3:07.288 (6)	QS
			87	JORENS Steven	1.457	3.383	7.466	10.412	
			82	DOBER JR Richard	44.357 (6)	45.128 (5)	49.521 (7)	48.282 (5)	
			92	RUSU Jason					
7	9	CHN	109	LIU Haitao	45.053 (7)	1:31.525 (7)	2:19.567 (7)	3:07.875 (7)	QS
			115	WAN Wenjie	2.153	5.423	8.027	10.999	
			108	LIN Yongjing	45.053 (7)	46.472 (6)	48.042 (5)	48.308 (6)	
			114	SONG Zhongdo					
8	8	COL	129	MIRAÑA Elbano	52.210 (8)	1:47.094 (8)	2:43.824 (8)	3:38.819 (8)	X
			125	GIRALDO Arles de Jesus	9.310	20.992	32.284	41.943	
			128	MILLER Jose	52.210 (8)	54.884 (8)	56.730 (8)	54.995 (8)	
			126	GONZALEZ Leonardo					
1	KAZ	KAZ	373	YEGOROV Yevgeniy					DNS
			363	BOGACHRIN Nikolay					
			370	SERGIN Sergey					
			362	ALEXEYEV Yevugeny					

Progression: 1ST TO FINAL A, 2/7 TO SEMI-FINAL, REST OUT

Chief Official:	BEL	LEUKEMANS John	Course Umpire	ISR	AMPER Dan
Starter:	BEL	JANSSENS Etienne	Course Umpire	-	-
Course Umpire	HUN	VASKUTI Istvan	Chief Finishing Line	CZE	BADUROVA Blanka

Weather Conditions	Air Temperature:	25 C	Wind Speed:	1.3/1.3 m/s		
	Water Temperature:	24 C	Conditions:	Sunny	Wind Direction:	S
	Humidity:					

Legend:

QF	Qualified for Final	*	False Start
QS	Qualified for Semi-final	DSQ	Disqualified
??	Not Clear	DSF	Did not Finish
X	Eliminated	DNS	Did not Start
C	Degree Celsius	mv/s	Meter per second

RESULTS

K4 1000m MEN - HEAT 2

Thu 29 Aug 2002

Race 31



Rank	Lane	Country	Bib	Name	250m	500m	750m	1000m	
1	5	HUN	302	STORCZ Botond	43.651 (4)	1:28.924 (3)	2:14.175 (1)	3:00.649 (1)	QF
			294	KOKENY Roland	0.854	1.969			
			289	HORVATH Gabor	43.651 (4)	45.273 (3)	45.251 (1)	46.474 (3)	
			293	KAMMERER Zoltan					
2	6	NOR	436	NAESS Mattis	44.036 (5)	1:29.406 (4)	2:16.235 (3)	3:02.256 (2)	QS
			430	WEFALD Alex	1.239	2.451	2.060	1.607	
			438	FEVANG Per	44.036 (5)	45.370 (4)	46.829 (2)	46.021 (1)	
			431	GJERSOE Andreas					
3	3	ESP	166	ACUÑA Jaime	42.797 (1)	1:26.955 (1)	2:14.453 (2)	3:03.122 (3)	QS
			178	GONZALEZ Aike			0.278	2.473	
			167	AIZPURUA Oier	42.797 (1)	44.158 (1)	47.498 (4)	48.669 (5)	
			186	MUÑOZ Manuel					
4	2	FRA	214	HUGUET Cyril	43.031 (2)	1:29.922 (5)	2:17.056 (5)	3:03.216 (4)	QS
			219	MAILLOTTE Nicolas	0.234	2.967	2.881	2.567	
			221	PREAUX Eric	43.031 (2)	46.891 (6)	47.134 (3)	46.160 (2)	
			210	BOCCON Maxime					
5	4	ROM	501	BABAN Marian	43.344 (3)	1:28.121 (2)	2:16.621 (4)	3:03.375 (5)	QS
			507	MAGYAR Geza	0.547	1.166	2.446	2.726	
			509	PETCU Sorin	43.344 (3)	44.777 (2)	48.500 (5)	46.754 (4)	
			505	CURUZAN Vasile					
6	7	GBR	232	FOWLER Nick	44.402 (6)	1:30.888 (6)	2:20.267 (6)	3:10.045 (6)	QS
			230	ELDRIDGE Glen	1.605	3.933	6.092	9.396	
			241	WILSON Joel	44.402 (6)	46.486 (5)	49.379 (6)	49.778 (6)	
			228	DARBY-DOWMAN Richard					
7	1	IRL	325	STREVENS Adam	44.631 (7)	1:31.689 (7)	2:26.566 (7)	3:17.117 (7)	QS
			319	EGAN Peter	1.834	4.734	12.391	16.468	
			318	BRIODY Jason	44.631 (7)	47.058 (7)	54.877 (8)	50.551 (7)	
			326	STREVENS Roger					
8	8	PUR	494	JIMENEZ Francisco	46.450 (8)	1:40.907 (8)	2:35.761 (8)	3:31.349 (8)	X
			497	RUIZ Victor	3.653	13.952	21.586	30.700	
			495	PONCE Jaime	46.450 (8)	54.457 (8)	54.854 (7)	55.588 (8)	
			496	PONCE Roberto					

Progression: 1ST TO FINAL A, 2/7 TO SEMI-FINAL, REST OUT

Chief Official:	BEL	LEUKEMANS John	Course Umpire	FRA	OYON Jean Louis
Starter:	BEL	JANSSENS Etienne	Course Umpire	-	-
Course Umpire	GBR	BLAND Peter	Chief Finishing Line	CZE	BADUROVA Blanka

Weather Conditions	Air Temperature:	25 C	Wind Speed:	1.3/1.3 m/s		
	Water Temperature:	24 C	Conditions:	Sunny	Wind Direction:	S
	Humidity:					

Legend:

QF	Qualified for Final	*	False Start
QS	Qualified for Semi-final	DSQ	Disqualified
??	Not Clear	DSF	Did not Finish
X	Eliminated	DNS	Did not Start
C	Degree Celsius	m/s	Meter per second

RESULTS

K4 1000m MEN - HEAT 3

Race 32



Thu 29 Aug 2002

Rank	Lane	Country	Bib	Name	250m	500m	750m	1000m	
1	4	BLR	48	SKURKOVSKII Aleksei	43.597 (3)	1:27.872 (2)	2:14.121 (2)	3:00.139 (1)	QF
			35	ABALMASOV Aleksei	0.522	0.826	0.343		
			44	MAKHNEV Vadim	43.597 (3)	44.275 (3)	46.249 (1)	46.018 (1)	
			45	PETRUSHENKO Roman					
2	5	RUS	533	IVANIK Alexander	43.075 (1)	1:27.046 (1)	2:13.778 (1)	3:01.266 (2)	QS
			547	TOURTCHEKOV Denis				1.127	
			530	GOROBIY Oleg	43.075 (1)	43.971 (2)	46.732 (2)	47.488 (2)	
			551	ZAROUBIN Roman					
3	6	POL	475	SZALKOWSKI Lukasz	43.397 (2)	1:28.630 (3)	2:16.236 (3)	3:03.912 (3)	QS
			460	GLAZEWSKI Rafal	0.322	1.584	2.458	3.773	
			456	BIALKOWSKI Dariusz	43.397 (2)	45.233 (4)	47.606 (3)	47.676 (3)	
			467	MENDELSKI Tomasz					
4	7	CZE	146	HOTTMAR Pavel	1:04.673 (7)	1:29.315 (4)	2:17.621 (4)	3:06.225 (4)	QS
			158	ZARUBA Radek	21.598	2.269	3.843	6.086	
			145	HOLUBAR Pavel	1:04.673 (7)	24.642 (1)	48.306 (4)	48.604 (5)	
			157	SVAB Filip					
5	3	SWE	592	SVENSSON Anders	44.129 (4)	1:29.800 (5)	2:18.375 (5)	3:07.078 (5)	QS
			582	GUSTAVSSON Anders	1.054	2.754	4.597	6.939	
			583	HALLKVIST Erik	44.129 (4)	45.671 (5)	48.575 (5)	48.703 (6)	
			585	LINDBERG Erik					
6	2	BRA	55	CAMPOS Carlos	44.374 (5)	1:31.139 (7)	2:20.541 (6)	3:08.852 (6)	QS
			56	CAUMO Roger	1.299	4.093	6.763	8.713	
			63	SZUBSKI Sebastian	44.374 (5)	46.765 (7)	49.402 (6)	48.311 (4)	
			58	DEMARCHI Fabio					
7	1	POR	487	JESUS Sergio	44.796 (6)	1:30.549 (6)	2:22.059 (7)	3:14.334 (7)	QS
			485	GOMES Pedro	1.721	3.503	8.281	14.195	
			483	FERNANDEZ David	44.796 (6)	45.753 (6)	51.510 (7)	52.275 (7)	
			490	SANTOS Nuno					

Progression: 1ST TO FINAL A, 2/7 TO SEMI-FINAL, REST OUT

Chief Official:	BEL	LEUKEMANS John	Course Umpire	POL	PISZCZ Rafal
Starter:	BEL	JANSSENS Etienne	Course Umpire	-	-
Course Umpire	NOR	WING Jan Bache	Chief Finishing Line	CZE	BADUROVA Blanka

Weather Conditions	Air Temperature:	25 C	Wind Speed:	1.3/1.3 m/s		
	Water Temperature:	24 C	Conditions:	Sunny	Wind Direction:	S
	Humidity:					

Legend:

QF	Qualified for Final	*	False Start
QS	Qualified for Semi-final	DSQ	Disqualified
??	Not Clear	DSF	Did not Finish
X	Eliminated	DNS	Did not Start
C	Degree Celsius	m/s	Meter per second

RESULTS
K4 500m WOMEN - HEAT 1

Race 33



Thu 29 Aug 2002

Rank	Lane	Country	Bib	Name	250m	500m	
1	5	HUN	303	SZABO Szilvia	46.724 (1)	1:34.544 (1)	QF
			284	BOTA Kinga			
			307	VISKI Erzsebet	46.724 (1)	47.820 (4)	
			296	KOVACS Katalin			
2	6	ROM	508	MATEESCU Anca	48.661 (3)	1:36.291 (2)	QS
			517	VULPES Florica	1.937	1.747	
			512	RUSANESCU Lidia	48.661 (3)	47.630 (3)	
			502	CIOBANU Mariana			
3	4	BLR	42	BONDARENKO Natalia	49.033 (4)	1:37.031 (3)	QS
			40	BETS Alena	2.309	2.487	
			49	VAKULA Svetlana	49.033 (4)	47.998 (5)	
			36	BAKUNOVA Alesia			
4	3	GBR	240	TRAIN Rachel	51.453 (5)	1:38.337 (4)	QS
			226	CATTLE Abi	4.729	3.793	
			233	HARDY Lucy	51.453 (5)	46.884 (2)	
			229	DAVEY Tricia			
5	2	FRA	220	MARIE Nathalie	48.460 (2)	1:39.011 (5)	QS
			222	THIBAUT Emmanuelle	1.736	4.467	
			223	VIARD Anne L.	48.460 (2)	50.551 (6)	
			217	LEFEBVRE Christelle			
6	7	USA	630	MIJALIS Marie	52.811 (6)	1:43.817 (6)	QS
			634	REED Sonrisa	6.087	9.273	
			628	LENZNER Erica	52.811 (6)	51.006 (7)	
			635	UEBEL Nicole			
7	8	GRE	275	TSAMOPOULOU Chrisa	1:01.564 (7)	1:45.523 (7)	QS
			268	KAPAKLI Efstathia	14.840	10.979	
			276	TSERGA Lina	1:01.564 (7)	43.959 (1)	
			267	DIALETARA Violeta			

Progression: 1ST TO FINAL A, 2/7 TO SEMI-FINAL, REST OUT

Chief Official:	BEL	LEUKEMANS John	Course Umpire	FRA	OYON Jean Louis
Starter:	BEL	JANSENS Etienne	Course Umpire	-	-
Course Umpire	GBR	BLAND Peter	Chief Finishing Line	CZE	BADUROVA Blanka

Weather Conditions	Air Temperature:	32 C	Wind Speed:	0.9/0.9 m/s		
	Water Temperature:	27 C	Conditions:	Sunny	Wind Direction:	
	Humidity:	26%				

Legend:

QF	Qualified for Final	*	False Start
QS	Qualified for Semi-final	DSQ	Disqualified
??	Not Clear	DSF	Did not Finish
X	Eliminated	DNS	Did not Start
C	Degree Celsius	m/s	Meter per second

RESULTS

K4 500m WOMEN - HEAT 2

Thu 29 Aug 2002

Race 34



Rank	Lane	Country	Bib	Name	250m	500m	
1	5	GER	259	SCHUCK Anett	46.401 (1)	1:33.701 (1)	QF
			255	MUCKE Manuele			
			256	NOLLEN Maike	46.401 (1)	47.300 (1)	
			262	WAGNER Katrin			
2	4	POL	473	SKOWRON Joanna	46.982 (2)	1:35.788 (2)	QS
			471	SADALSKA Karolina	0.581	2.087	
			455	BIALKOWSKA Aneta	46.982 (2)	48.806 (4)	
			468	PASTUSZKA Aneta			
3	2	CHN	102	FAN Lina	49.450 (4)	1:37.887 (3)	QS
			103	GAO Yi	3.049	4.186	
			117	XU Linbei	49.450 (4)	48.437 (3)	
			121	ZHONG Hongyan			
4	6	CAN	85	HOPKINS Sara	48.661 (3)	1:38.074 (4)	QS
			83	FURNEAUX Karen	2.260	4.373	
			89	LIGHTBOUND Carrie	48.661 (3)	49.413 (5)	
			86	JAIN Kamini			
5	3	ITA	346	RICCIOTTI Anna	51.326 (6)	1:39.694 (5)	QS
			340	FAGIOLI Alice	4.925	5.993	
			344	PALLA Monica	51.326 (6)	48.368 (2)	
			349	SGROI Fabiana			
6	7	SWE	593	TYBORN Moa	50.006 (5)	1:40.767 (6)	QS
			588	NYMAN Ylva	3.605	7.066	
			580	ADLERS Johanna	50.006 (5)	50.761 (6)	
			587	NORDLOLV Josefin			
7	8	NZL	441	POCOSK Katherine	51.742 (7)	1:43.813 (7)	QS
			439	SNOWDEN Danielle	5.341	10.112	
			440	HARKER Jannene	51.742 (7)	52.071 (7)	
			442	PARKER Leanne			

Progression: 1ST TO FINAL A, 2/7 TO SEMI-FINAL, REST OUT

Chief Official:	BEL	LEUKEMANS John	Course Umpire	POL	PISZCZ Rafal
Starter:	BEL	JANSSENS Etienne	Course Umpire	-	-
Course Umpire	NOR	WING Jan Bache	Chief Finishing Line	CZE	BADUROVA Blanka

Weather Conditions	Air Temperature:	32 C	Wind Speed:	0.9/0.9 m/s	
	Water Temperature:	27 C	Conditions:	Sunny	Wind Direction:
	Humidity:	26%			

Legend:

QF	Qualified for Final	*	False Start
QS	Qualified for Semi-final	DSQ	Disqualified
??	Not Clear	DSF	Did not Finish
X	Eliminated	DNS	Did not Start
C	Degree Celsius	m/s	Meter per second

RESULTS

K4 500m WOMEN - HEAT 3

Race 35



Thu 29 Aug 2002

Rank	Lane	Country	Bib	Name	250m	500m	
1	5	ESP	185	MOLANES Sonia	46.624 (1)	1:35.294 (1)	QF
			182	MANCHON Beatriz			
			176	GARCIA Maria I.	46.624 (1)	48.670 (2)	
			190	PORTELA Teresa			
2	3	RUS	542	PORYVAEVA Galina	47.366 (2)	1:37.034 (2)	QS
			545	TISSINA Elena	0.742	1.740	
			528	ERCHOVA Elena	47.366 (2)	49.668 (4)	
			531	GOULI Natalia			
3	6	AUS	16	MEEK Chantal	48.626 (4)	1:37.661 (3)	QS
			19	RANKIN Amanda	2.002	2.367	
			17	OLDENHOF Lisa	48.626 (4)	49.035 (3)	
			12	HARVEY Paula			
4	4	UKR	607	FIKILISOVA Nataly	1:05.306 (7)	1:37.734 (4)	QS
			615	OSIPENKO Inna	18.682	2.440	
			605	CHEREVATOVA Olena	1:05.306 (7)	32.428 (1)	
			601	BALABONOVA Hanna			
5	8	UZB	640	MOSKALEVA Antonina	47.890 (3)	1:38.367 (5)	QS
			638	BORZOVA Yuliya	1.266	3.073	
			639	LEVINA Tatyana	47.890 (3)	50.477 (5)	
			641	PISHULINA Nadejda			
6	2	NED	428	ROOS Femke	49.689 (5)	1:40.780 (6)	QS
			427	HAAZE Eef	3.065	5.486	
			429	YOSEF Tamara	49.689 (5)	51.091 (6)	
			426	BULK Nicole			
7	7	POR	481	AZEVEDO Elisabete	50.411 (6)	1:43.673 (7)	QS
			480	ALMEIDA Veronica	3.787	8.379	
			488	PEREIRA Monica	50.411 (6)	53.262 (7)	
			491	SOUSA Joana			

Progression: 1ST TO FINAL A, 2/7 TO SEMI-FINAL, REST OUT

Chief Official:	BEL	LEUKEMANS John	Course Umpire	ISR	AMPER Dan
Starter:	BEL	JANSSENS Etienne	Course Umpire	-	-
Course Umpire	HUN	VASKUTI Istvan	Chief Finishing Line	CZE	BADUROVA Blanka

Weather Conditions	Air Temperature:	32 C	Wind Speed:	0.9/0.9 m/s		
	Water Temperature:	27 C	Conditions:	Sunny	Wind Direction:	
	Humidity:	26%				

Legend:

QF	Qualified for Final	*	False Start
QS	Qualified for Semi-final	DSQ	Disqualified
??	Not Clear	DSF	Did not Finish
X	Eliminated	DNS	Did not Start
C	Degree Celsius	m/s	Meter per second

RESULTS

C1 500m MEN - HEAT 1

Race 36



Thu 29 Aug 2002

Rank	Lane	Country	Bib	Name	250m	500m	
1	5	RUS	541	OPALEV Maxim	55.799 (2) 0.318 55.799 (2)	1:53.439 (1) 57.640 (1)	QS
2	3	ITA	337	CANNONE Antonio	55.481 (1) 55.481 (1)	1:54.146 (2) 58.665 (2)	QS
3	2	CHN	111	MENG Guanliang	56.340 (3) 0.859 56.340 (3)	1:55.432 (3) 59.092 (3)	QS
4	4	SVK	574	OSTRCIL Marian	57.720 (5) 2.239 57.720 (5)	1:57.159 (4) 59.439 (4)	QS
5	6	GRE	269	KILIGKARIDIS Andreas	56.715 (4) 1.234 56.715 (4)	1:57.445 (5) 1:00.730 (5)	QS
6	7	MEX	421	FLORES Javier	58.374 (6) 2.893 58.374 (6)	2:01.078 (6) 1:02.704 (7)	QS
7	8	MDA	412	PANI Vladimir	1:02.537 (7) 7.056 1:02.537 (7)	2:03.878 (7) 10.439 1:01.341 (6)	??

Progression: 1/6 AND 3 NEXT BEST TIME TO SEMI-FINAL, REST OUT

Chief Official:	BEL	LEUKEMANS John	Course Umpire	FRA	OYON Jean Louis
Starter:	CAN	McCABE Peter	Course Umpire	-	-
Course Umpire	GBR	BLAND Peter	Chief Finishing Line	CZE	BADUROVA Blanka

Weather Conditions	Air Temperature:	32 C	Wind Speed:	0.9/0.9 m/s	
	Water Temperature:	27 C	Conditions:	Sunny	Wind Direction:
	Humidity:	26%			

Legend:

QF	Qualified for Final	*	False Start
QS	Qualified for Semi-final	DSQ	Disqualified
??	Not Clear	DSF	Did not Finish
X	Eliminated	DNS	Did not Start
C	Degree Celsius	m/s	Meter per second

RESULTS

C1 500m MEN - HEAT 2

Thu 29 Aug 2002

Race 37



Rank	Lane	Country	Bib	Name	250m	500m	
1	5	HUN	295	KOLONICS Gyorgy	55.607 (1)	1:53.772 (1)	QS
					55.607 (1)	58.165 (2)	
2	4	CAN	81	DALTON Richard	56.685 (2)	1:54.659 (2)	QS
					1.078	0.887	
					56.685 (2)	57.974 (1)	
3	7	LAT	378	KLEMENTJEVS Jefimijis	59.199 (5)	2:00.265 (3)	QS
					3.592	6.493	
					59.199 (5)	1:01.066 (3)	
4	8	USA	626	JOHNSON Nate	58.490 (4)	2:00.632 (4)	QS
					2.883	6.860	
					58.490 (4)	1:02.142 (4)	
5	3	BUL	64	ATANASOV Stanimir	57.749 (3)	2:01.458 (5)	QS
					2.142	7.686	
					57.749 (3)	1:03.709 (5)	
6	1	VIE	645	NGUYEN Klen	1:09.822 (6)	2:22.730 (6)	QS
					14.215	28.958	
					1:09.822 (6)	1:12.908 (6)	
	2	UGA	599	ELIMAH Bahri			DNS

Progression: 1/6 AND 3 NEXT BEST TIME TO SEMI-FINAL, REST OUT

Chief Official:	BEL	LEUKEMANS John	Course Umpire	POL	PISZCZ Rafal
Starter:	CAN	McCABE Peter	Course Umpire	-	-
Course Umpire	NOR	WING Jan Bache	Chief Finishing Line	CZE	BADUROVA Blanka

Weather Conditions	Air Temperature:	32 C	Wind Speed:	0.9/0.9 m/s	
	Water Temperature:	27 C	Conditions:	Sunny	Wind Direction:
	Humidity:	26%			

Legend:

QF	Qualified for Final	*	False Start
QS	Qualified for Semi-final	DSQ	Disqualified
??	Not Clear	DSF	Did not Finish
X	Eliminated	DNS	Did not Start
C	Degree Celsius	m/s	Meter per second

RESULTS
 C1 500m MEN - HEAT 3

Thu 29 Aug 2002

Race 38



CORRECTED

Rank	Lane	Country	Bib	Name	250m	500m
1	5	GER	245	DITTMER Andreas	56.122 (3) 1.526	1:53.466 (1) QS
					56.122 (3)	57.344 (1)
2	6	ESP	170	CAL David	54.596 (1)	1:56.166 (2) QS
					54.596 (1)	2.700
						1:01.570 (3)
3	4	AUS	14	MARINOV Martin	55.275 (2) 0.679	1:58.925 (3) QS
					55.275 (2)	5.459
						1:03.650 (4)
4	8	BRA	53	BORGES Andre	1:00.448 (4) 5.852	2:05.788 (4) QS
					1:00.448 (4)	12.322
						1:05.340 (5)
5	2	URU	622	CORREA Mauricio	1:07.606 (6) 13.010	2:07.174 (5) QS
					1:07.606 (6)	13.708
						59.568 (2)
6	3	LTU	398	SUKLIN Jevgenij	1:02.424 (5) 7.828	2:23.106 (6) QS
					1:02.424 (5)	29.640
						1:20.682 (6)
7	CHI	96	CAMUS Cristian			DSQ

Progression: 1/6 AND 3 NEXT BEST TIME TO SEMI-FINAL, REST OUT

Chief Official:	BEL	LEUKEMANS John	Course Umpire	ISR	AMPER Dan
Starter:	CAN	McCABE Peter	Course Umpire	-	-
Course Umpire	HUN	VASKUTI Istvan	Chief Finishing Line	CZE	BADUROVA Blanka

Weather Conditions	Air Temperature:	32 C	Wind Speed:	0.9/0.9 m/s	
	Water Temperature:	27 C	Conditions:	Sunny	Wind Direction:
	Humidity:	26%			

Legend:

QF	Qualified for Final	*	False Start
QS	Qualified for Semi-final	DSQ	Disqualified
??	Not Clear	DSF	Did not Finish
X	Eliminated	DNS	Did not Start
C	Degree Celsius	m/s	Meter per second

RESULTS

C1 500m MEN - HEAT 4

Race 39



Thu 29 Aug 2002

Rank	Lane	Country	Bib	Name	250m	500m
1	5	CZE	141	DOKTOR Martin	54.219 (2) 0.183 54.219 (2)	1:50.663 (1) QS 56.444 (1)
2	4	CUB	134	AGUILAR Karel	54.036 (1) 54.036 (1)	1:51.516 (2) QS 57.480 (2)
3	3	POL	470	RYNKIEWICZ Roman	55.564 (3) 1.528 55.564 (3)	1:53.642 (3) QS 58.078 (3)
4	6	BLR	50	ZHUKOVSKII Aleksander	56.530 (4) 2.494 56.530 (4)	1:55.189 (4) QS 58.659 (4)
5	8	JPN	360	TAKAKI Hiromichi	58.116 (5) 4.080 58.116 (5)	2:02.578 (5) QS 1:04.462 (5)
6	7	SLO	559	POZEK Simon	59.347 (6) 5.311 59.347 (6)	2:05.018 (6) QS 1:05.671 (6)
7	2	BIH	31	LALIC Aleksandar	1:05.009 (7) 10.973 1:05.009 (7)	2:22.363 (7) ?? 31.700 1:17.354 (7)

Progression: 1/6 AND 3 NEXT BEST TIME TO SEMI-FINAL, REST OUT

Chief Official:	BEL	LEUKEMANS John	Course Umpire	FRA	OYON Jean Louis
Starter:	CAN	McCABE Peter	Course Umpire	-	-
Course Umpire	GBR	BLAND Peter	Chief Finishing Line	CZE	BADUROVA Blanka

Weather Conditions	Air Temperature:	32 C	Wind Speed:	0.9/0.9 m/s		
	Water Temperature:	27 C	Conditions:	Sunny	Wind Direction:	
	Humidity:	26%				

Legend:

QF	Qualified for Final	*	False Start
QS	Qualified for Semi-final	DSQ	Disqualified
??	Not Clear	DSF	Did not Finish
X	Eliminated	DNS	Did not Start
C	Degree Celsius	m/s	Meter per second

RESULTS
K1 500m MEN - HEAT 1

Race 40



Thu 29 Aug 2002

Rank	Lane	Country	Bib	Name	250m	500m	
1	5	HUN	306	VERECKEI Akos	50.452 (1)	1:41.894 (1)	QS
					50.452 (1)	51.442 (1)	
2	6	GBR	227	DARBY-DOWMAN Paul	50.875 (3)	1:42.627 (2)	QS
					0.423	0.733	
					50.875 (3)	51.752 (2)	
3	3	BEL	28	MAESEN Bob	51.006 (4)	1:43.500 (3)	QS
					0.554	1.606	
					51.006 (4)	52.494 (3)	
4	4	ITA	348	SCADUTO Antonio	50.720 (2)	1:44.147 (4)	QS
					0.268	2.253	
					50.720 (2)	53.427 (4)	
5	7	GRE	271	NIKOLOPOULOS Nikolaos	51.656 (5)	1:51.496 (5)	QS
					1.204	9.602	
					51.656 (5)	59.840 (5)	
6	9	CYP	139	SKARPARIS Christos	53.261 (6)	1:57.602 (6)	QS
					2.809	15.708	
					53.261 (6)	1:04.341 (6)	
7	2	COL	125	GIRALDO Arles de Jesus	55.660 (7)	2:00.682 (7)	X
					5.208	18.788	
					55.660 (7)	1:05.022 (8)	
8	8	PAK	451	THAIR SHAHZAD Akbarr	57.292 (8)	2:04.435 (8)	X
					6.840	22.541	
					57.292 (8)	1:07.143 (9)	
9	1	BIH	30	EFENDIC Nihad	59.953 (9)	2:04.701 (9)	X
					9.501	22.807	
					59.953 (9)	1:04.748 (7)	

Progression: 1/6 TO SEMI-FINAL, REST OUT

Chief Official:	BEL	LEUKEMANS John	Course Umpire	POL	PISZCZ Rafal
Starter:	CAN	McCABE Peter	Course Umpire	-	-
Course Umpire	NOR	WING Jan Bache	Chief Finishing Line	CZE	BADUROVA Blanka

Weather Conditions	Air Temperature:	32 C	Wind Speed:	0.9/0.9 m/s		
	Water Temperature:	27 C	Conditions:	Sunny	Wind Direction:	
	Humidity:	26%				

Legend:

QF	Qualified for Final	*	False Start
QS	Qualified for Semi-final	DSQ	Disqualified
??	Not Clear	DSF	Did not Finish
X	Eliminated	DNS	Did not Start
C	Degree Celsius	m/s	Meter per second

RESULTS

K1 500m MEN - HEAT 2

Race 41



Thu 29 Aug 2002

Rank	Lane	Country	Bib	Name	250m	500m	
1	5	UZB	642	RYAHOV Anton	48.738 (1)	1:42.353 (1)	QS
					48.738 (1)	53.615 (2)	
2	4	RSA	519	VAN COLLER Allan	49.336 (2)	1:42.786 (2)	QS
					0.598	0.433	
					49.336 (2)	53.450 (1)	
3	6	SVK	579	WIEBAUER Andrej	50.457 (3)	1:44.266 (3)	QS
					1.719	1.913	
					50.457 (3)	53.809 (3)	
4	7	NZL	447	HUGHES Owen	51.021 (4)	1:45.306 (4)	QS
					2.283	2.953	
					51.021 (4)	54.285 (4)	
5	9	MDA	403	BITKA Valeriu	53.954 (6)	1:50.726 (5)	QS
					5.216	8.373	
					53.954 (6)	56.772 (5)	
6	2	AUT	24	BRIEDL Gunther	53.427 (5)	1:51.552 (6)	QS
					4.689	9.199	
					53.427 (5)	58.125 (6)	
7	8	IRQ	327	Haidar Nozad	57.037 (8)	2:00.738 (7)	X
					8.299	18.385	
					57.037 (8)	1:03.701 (7)	
8	3	VIE	646	NGUYEN Binh	56.276 (7)	2:01.425 (8)	X
					7.538	19.072	
					56.276 (7)	1:05.149 (8)	
9	1	PAR	452	ORTEGA Zeus	1:03.858 (9)	2:10.300 (9)	X
					15.120	27.947	
					1:03.858 (9)	1:06.442 (9)	

Progression: 1/6 TO SEMI-FINAL, REST OUT

Chief Official:	BEL	LEUKEMANS John	Course Umpire	ISR	AMPER Dan
Starter:	CAN	McCABE Peter	Course Umpire	-	-
Course Umpire	HUN	VASKUTI Istvan	Chief Finishing Line	CZE	BADUROVA Blanka

Weather Conditions	Air Temperature:	32 C	Wind Speed:	0.9/0.9 m/s	
	Water Temperature:	27 C	Conditions:	Sunny	Wind Direction:
	Humidity:	26%			

Legend:

QF	Qualified for Final	*	False Start
QS	Qualified for Semi-final	DSQ	Disqualified
??	Not Clear	DSF	Did not Finish
X	Eliminated	DNS	Did not Start
C	Degree Celsius	m/s	Meter per second

RESULTS
K1 500m MEN - HEAT 3

Race 42



Thu 29 Aug 2002

Rank	Lane	Country	Bib	Name	250m	500m	
1	4	POL	472	SEROCZYNSKI Adam	49.653 (3) 0.421 49.653 (3)	1:39.740 (1) 50.087 (1)	QS
2	5	ARG	2	CORREA Javier	49.443 (2) 0.211 49.443 (2)	1:40.574 (2) 0.834 51.131 (2)	QS
3	6	USA	637	ZUR Rami	49.232 (1) 49.232 (1)	1:41.114 (3) 1.374 51.882 (3)	QS
4	3	BRA	57	CUATTRIN Sebastian	49.849 (4) 0.617 49.849 (4)	1:41.814 (4) 2.074 51.965 (4)	QS
5	8	SLO	556	JAZBEC Jaka	50.327 (5) 1.095 50.327 (5)	1:43.260 (5) 3.520 52.933 (5)	QS
6	9	RUS	535	KNIAZIV Andrei	51.110 (6) 1.878 51.110 (6)	1:45.353 (6) 5.613 54.243 (7)	QS
<hr/>							
7	1	CHN	114	SONG Zhongdo	52.537 (7) 3.305 52.537 (7)	1:46.400 (7) 6.660 53.863 (6)	X
8	2	SEY	555	LESPOIR Tony	1:00.006 (8) 10.774 1:00.006 (8)	2:06.234 (8) 26.494 1:06.228 (8)	X

Progression: 1/6 TO SEMI-FINAL, REST OUT

Chief Official:	BEL	LEUKEMANS John	Course Umpire	FRA	OYON Jean Louis
Starter:	CAN	McCABE Peter	Course Umpire	-	-
Course Umpire	GBR	BLAND Peter	Chief Finishing Line	CZE	BADUROVA Blanka

Weather Conditions	Air Temperature:	32 C	Wind Speed:	0.9/0.9 m/s	
	Water Temperature:	27 C	Conditions:	Sunny	Wind Direction:
	Humidity:	26%			

Legend:

QF	Qualified for Final	*	False Start
QS	Qualified for Semi-final	DSQ	Disqualified
??	Not Clear	DSF	Did not Finish
X	Eliminated	DNS	Did not Start
C	Degree Celsius	m/s	Meter per second



Rank	Lane	Country	Bib	Name	250m	500m	
1	5	ISR	331	KOLGANOV Michael	49.057 (2) 0.325	1:40.737 (1)	QS
					49.057 (2)	51.680 (1)	
2	6	ESP	179	GONZALEZ Jovino	48.732 (1)	1:42.204 (2)	QS
					48.732 (1)	53.472 (3)	
3	7	SUI	561	FAEH Simon	50.570 (3) 1.838	1:43.623 (3)	QS
					50.570 (3)	53.053 (2)	
4	4	GER	243	ALTEPOST Lutz	51.274 (4) 2.542	1:45.017 (4)	QS
					51.274 (4)	53.743 (4)	
5	3	URU	623	D'AMBROSIO Marcelo	51.969 (6) 3.237	1:47.063 (5)	QS
					51.969 (6)	55.094 (5)	
6	8	BLR	45	PETRUSHENKO Roman	51.735 (5) 3.003	1:49.050 (6)	QS
					51.735 (5)	57.315 (6)	
7	2	GUA	279	ESTRADA Luis A.	57.766 (7) 9.034	2:00.275 (7)	X
					57.766 (7)	1:02.509 (7)	

Progression: 1/6 TO SEMI-FINAL, REST OUT

Chief Official:	BEL	LEUKEMANS John	Course Umpire	POL	PISZCZ Rafal
Starter:	CAN	McCABE Peter	Course Umpire	-	-
Course Umpire	NOR	WING Jan Bache	Chief Finishing Line	CZE	BADUROVA Blanka

Weather Conditions	Air Temperature:	32 C	Wind Speed:	0.9/0.9 m/s		
	Water Temperature:	27 C	Conditions:	Sunny	Wind Direction:	
	Humidity:	26%				

Legend:

QF	Qualified for Final	*	False Start
QS	Qualified for Semi-final	DSQ	Disqualified
??	Not Clear	DSF	Did not Finish
X	Eliminated	DNS	Did not Start
C	Degree Celsius	m/s	Meter per second

RESULTS

K1 500m MEN - HEAT 5

Thu 29 Aug 2002

Race 44



Rank	Lane	Country	Bib	Name	250m	500m	
1	5	BUL	71	MERKOV Petar	49.019 (1)	1:39.794 (1)	QS
					49.019 (1)	50.775 (1)	
2	4	LTU	395	PETRUKANECAS Romas	49.234 (2)	1:40.400 (2)	QS
					0.215	0.606	
					49.234 (2)	51.166 (2)	
3	6	UKR	613	MORGUN Valeriy	50.057 (3)	1:43.647 (3)	QS
					1.038	3.853	
					50.057 (3)	53.590 (3)	
4	8	MEX	418	CORTINA Manuel	51.393 (4)	1:47.326 (4)	QS
					2.374	7.532	
					51.393 (4)	55.933 (4)	
5	1	JPN	358	SHIMAMURA Kenji	54.330 (5)	1:50.286 (5)	QS
					5.311	10.492	
					54.330 (5)	55.956 (5)	
6	3	TUN	598	SDOUKI Mohamed	55.662 (6)	1:56.449 (6)	QS
					6.643	16.655	
					55.662 (6)	1:00.787 (6)	
	2	CIV	124	DJORO Noel			DNS

Progression: 1/6 TO SEMI-FINAL, REST OUT

Chief Official:	BEL	LEUKEMANS John	Course Umpire	ISR	AMPER Dan
Starter:	CAN	McCABE Peter	Course Umpire	-	-
Course Umpire	HUN	VASKUTI Istvan	Chief Finishing Line	CZE	BADUROVA Blanka

Weather Conditions	Air Temperature:	32 C	Wind Speed:	0.9/0.9 m/s		
	Water Temperature:	27 C	Conditions:	Sunny	Wind Direction:	
	Humidity:	26%				

Legend:

QF	Qualified for Final	*	False Start
QS	Qualified for Semi-final	DSQ	Disqualified
??	Not Clear	DSF	Did not Finish
X	Eliminated	DNS	Did not Start
C	Degree Celsius	m/s	Meter per second

RESULTS

K1 500m MEN - HEAT 6

Thu 29 Aug 2002

Race 45



Rank	Lane	Country	Bib	Name	250m	500m
1	4	AUS	7	BAGGALEY Nathan	49.303 (2) 0.166 49.303 (2)	1:40.080 (1) QS 50.777 (1)
2	5	FIN	200	LATVAMAKI Kimmo	49.137 (1) 49.137 (1)	1:40.260 (2) QS 0.180 51.123 (2)
3	6	CAN	95	VANKOEVERDEN Adam	49.550 (3) 0.413 49.550 (3)	1:41.134 (3) QS 1.054 51.584 (3)
4	7	SWE	591	PERSSON Niklaes	49.776 (4) 0.639 49.776 (4)	1:41.647 (4) QS 1.567 51.871 (4)
5	3	CUB	136	MARTINEZ Lansy	49.954 (5) 0.817 49.954 (5)	1:45.533 (5) QS 5.453 55.579 (5)
6	8	POR	484	FERNANDEZ Rui	50.313 (6) 1.176 50.313 (6)	1:47.280 (6) QS 7.200 56.967 (6)
7	2	PUR	494	JIMENEZ Francisco	51.577 (7) 2.440 51.577 (7)	1:59.199 (7) X 19.119 1:07.622 (7)
8	1	BOL	52	RIVERA Dennis	56.923 (8) 7.786 56.923 (8)	2:06.025 (8) X 25.945 1:09.102 (8)

Progression: 1/6 TO SEMI-FINAL, REST OUT

Chief Official:	BEL	LEUKEMANS John	Course Umpire	FRA	OYON Jean Louis
Starter:	CAN	McCABE Peter	Course Umpire	-	-
Course Umpire	GBR	BLAND Peter	Chief Finishing Line	CZE	BADUROVA Blanka

Weather Conditions	Air Temperature:	32 C	Wind Speed:	0.9/0.9 m/s	
	Water Temperature:	27 C	Conditions:	Sunny	Wind Direction:
	Humidity:	26%			

Legend:

QF	Qualified for Final	*	False Start
QS	Qualified for Semi-final	DSQ	Disqualified
??	Not Clear	DSF	Did not Finish
X	Eliminated	DNS	Did not Start
C	Degree Celsius	m/s	Meter per second

RESULTS

K1 500m WOMEN - HEAT 1

Race 46



Thu 29 Aug 2002

Rank	Lane	Country	Bib	Name	250m	500m	
1	5	ITA	342	IDEM Josefa	55.142 (1)	1:54.099 (1)	QS
					55.142 (1)	58.957 (2)	
2	4	SVK	568	ERBANOVA Marcela	56.067 (3)	1:54.926 (2)	QS
					0.925	0.827	
					56.067 (3)	58.859 (1)	
3	7	ESP	191	SANCHEZ Belen	55.350 (2)	1:55.472 (3)	QS
					0.208	1.373	
					55.350 (2)	1:00.122 (5)	
4	2	FRA	211	DELATTRE Marie	56.709 (4)	1:55.852 (4)	QS
					1.567	1.753	
					56.709 (4)	59.143 (3)	
5	6	BLR	46	PUCHKOVA Anna	57.294 (5)	1:56.446 (5)	QS
					2.152	2.347	
					57.294 (5)	59.152 (4)	
6	3	CZE	143	FUTEROVA Barbora	57.462 (6)	1:59.419 (6)	QS
					2.320	5.320	
					57.462 (6)	1:01.957 (6)	
7	9	SLO	558	PONOMARENKO Spela	59.351 (7)	2:02.098 (7)	??
					4.209	7.999	
					59.351 (7)	1:02.747 (7)	
8	1	PUR	498	VILLALOBOS Anitza	1:07.676 (8)	2:17.297 (8)	??
					12.534	23.198	
					1:07.676 (8)	1:09.621 (8)	
8	MDA	404	BORHCI Ala				DNS

Progression: 1/6 AND 3 NEXT BEST TIME TO SEMI-FINAL, REST OUT

Chief Official:	BEL	LEUKEMANS John	Course Umpire	POL	PISZCZ Rafal
Starter:	CAN	McCABE Peter	Course Umpire	-	-
Course Umpire	NOR	WING Jan Bache	Chief Finishing Line	CZE	BADUROVA Blanka

Weather Conditions	Air Temperature:	32 C	Wind Speed:	0.9/0.9 m/s		
	Water Temperature:	27 C	Conditions:	Sunny	Wind Direction:	
	Humidity:	26%				

Legend:

QF	Qualified for Final	*	False Start
QS	Qualified for Semi-final	DSQ	Disqualified
??	Not Clear	DSF	Did not Finish
X	Eliminated	DNS	Did not Start
C	Degree Celsius	m/s	Meter per second

RESULTS

K1 500m WOMEN - HEAT 2

Thu 29 Aug 2002

Race 47



Rank	Lane	Country	Bib	Name	250m	500m	
1	3	ISR	330	KARMI Lior	57.304 (4) 0.692	1:54.422 (1)	QS
					57.304 (4)	57.118 (1)	
2	5	AUS	8	BORCHERT Katrin	56.612 (1)	1:54.949 (2)	QS
					56.612 (1)	0.527	
						58.337 (2)	
3	6	UZB	638	BORZOVA Yuliya	56.836 (2)	1:57.522 (3)	QS
					0.224	3.100	
					56.836 (2)	1:00.686 (4)	
4	4	GBR	234	HEMMINGS Anna	57.626 (5)	1:57.542 (4)	QS
					1.014	3.120	
					57.626 (5)	59.916 (3)	
5	7	FIN	204	RIKALA Anne	56.987 (3)	1:57.975 (5)	QS
					0.375	3.553	
					56.987 (3)	1:00.988 (5)	
6	2	NZL	441	POCOSK Katherine	58.688 (6)	2:00.595 (6)	QS
					2.076	6.173	
					58.688 (6)	1:01.907 (6)	
7	9	KGZ	374	RIBALOVA Elena	58.926 (7)	2:04.345 (7)	??
					2.314	9.923	
					58.926 (7)	1:05.419 (7)	
8	8	GRE	274	SPYROPOULOU Eleni	1:01.406 (8)	2:08.894 (8)	??
					4.794	14.472	
					1:01.406 (8)	1:07.488 (8)	
9	1	TPE	596	HUANG Chia Hui	1:05.193 (9)	2:14.787 (9)	??
					8.581	20.365	
					1:05.193 (9)	1:09.594 (9)	

Progression: 1/6 AND 3 NEXT BEST TIME TO SEMI-FINAL, REST OUT

Chief Official:	BEL	LEUKEMANS John	Course Umpire	ISR	AMPER Dan
Starter:	CAN	McCABE Peter	Course Umpire	-	-
Course Umpire	HUN	VASKUTI Istvan	Chief Finishing Line	CZE	BADUROVA Blanka

Weather Conditions	Air Temperature:	32 C	Wind Speed:	0.9/0.9 m/s	
	Water Temperature:	27 C	Conditions:	Sunny	Wind Direction:
	Humidity:	26%			

Legend:

QF	Qualified for Final	*	False Start
QS	Qualified for Semi-final	DSQ	Disqualified
??	Not Clear	DSF	Did not Finish
X	Eliminated	DNS	Did not Start
C	Degree Celsius	m/s	Meter per second

RESULTS

K1 500m WOMEN - HEAT 3

Thu 29 Aug 2002

Race 48



Rank	Lane	Country	Bib	Name	250m	500m	
1	5	HUN	296	KOVACS Katalin	54.226 (1)	1:53.479 (1)	QS
					54.226 (1)	59.253 (1)	
2	4	CAN	77	BRUNET Caroline	54.428 (2)	1:55.799 (2)	QS
					0.202	2.320	
					54.428 (2)	1:01.371 (6)	
3	9	AUT	26	SCHLITZER Petra	56.563 (3)	1:57.065 (3)	QS
					2.337	3.586	
					56.563 (3)	1:00.502 (4)	
4	3	NED	426	BULK Nicole	57.127 (4)	1:57.199 (4)	QS
					2.901	3.720	
					57.127 (4)	1:00.072 (2)	
5	6	BEL	29	SANTY Petra	57.488 (5)	1:57.692 (5)	QS
					3.262	4.213	
					57.488 (5)	1:00.204 (3)	
6	7	CHN	118	XU Yaping	57.718 (6)	1:58.599 (6)	QS
					3.492	5.120	
					57.718 (6)	1:00.881 (5)	
7	2	JPN	357	MARUYAMA Sayuri	58.243 (7)	2:01.928 (7)	??
					4.017	8.449	
					58.243 (7)	1:03.685 (7)	
8	8	PHI	453	SCOLLANTE Leonora	1:08.359 (8)	2:22.250 (8)	??
					14.133	28.771	
					1:08.359 (8)	1:13.891 (8)	
9	1	BIH	32	MASLESA Aleksandra	1:19.640 (9)	2:42.358 (9)	??
					25.414	48.879	
					1:19.640 (9)	1:22.718 (9)	

Progression: 1/6 AND 3 NEXT BEST TIME TO SEMI-FINAL, REST OUT

Chief Official:	BEL	LEUKEMANS John	Course Umpire	FRA	OYON Jean Louis
Starter:	CAN	McCABE Peter	Course Umpire	-	-
Course Umpire	GBR	BLAND Peter	Chief Finishing Line	CZE	BADUROVA Blanka

Weather Conditions	Air Temperature:	32 C	Wind Speed:	0.9/0.9 m/s		
	Water Temperature:	27 C	Conditions:	Sunny	Wind Direction:	
	Humidity:	26%				

Legend:

QF	Qualified for Final	*	False Start
QS	Qualified for Semi-final	DSQ	Disqualified
??	Not Clear	DSF	Did not Finish
X	Eliminated	DNS	Did not Start
C	Degree Celsius	m/s	Meter per second

RESULTS

K1 500m WOMEN - HEAT 4

Race 49



Thu 29 Aug 2002

Rank	Lane	Country	Bib	Name	250m	500m
1	4	POL	477	URBANCZYK Elzbieta	55.929 (1)	1:55.229 (1) QS
					55.929 (1)	59.300 (1)
2	5	GER	257	OPGEN-RHEIN Nadine	56.547 (2)	1:55.929 (2) QS
					0.618	0.700
					56.547 (2)	59.382 (2)
3	6	USA	632	NORTJE Ruth	57.148 (3)	1:56.749 (3) QS
					1.219	1.520
					57.148 (3)	59.601 (3)
4	1	POR	489	RODRIGUES Helena	58.560 (5)	1:59.529 (4) QS
					2.631	4.300
					58.560 (5)	1:00.969 (4)
5	2	RUS	550	YATSUN Marina	57.914 (4)	1:59.969 (5) QS
					1.985	4.740
					57.914 (4)	1:02.055 (5)
6	7	INA	309	SARCE Aronggear	59.148 (6)	2:02.235 (6) QS
					3.219	7.006
					59.148 (6)	1:03.087 (6)
7	8	BRA	60	PINTO Ariela	1:00.247 (7)	2:06.381 (7) ??
					4.318	11.152
					1:00.247 (7)	1:06.134 (7)

Progression: 1/6 AND 3 NEXT BEST TIME TO SEMI-FINAL, REST OUT

Chief Official:	BEL	LEUKEMANS John	Course Umpire	POL	PISZCZ Rafal
Starter:	CAN	McCABE Peter	Course Umpire	-	-
Course Umpire	NOR	WING Jan Bache	Chief Finishing Line	CZE	BADUROVA Blanka

Weather Conditions	Air Temperature:	32 C	Wind Speed:	0.9/0.9 m/s	
	Water Temperature:	27 C	Conditions:	Sunny	Wind Direction:
	Humidity:	26%			

Legend:

QF	Qualified for Final	*	False Start
QS	Qualified for Semi-final	DSQ	Disqualified
??	Not Clear	DSF	Did not Finish
X	Eliminated	DNS	Did not Start
C	Degree Celsius	m/s	Meter per second

RESULTS

C2 500m MEN - HEAT 1

Thu 29 Aug 2002

Race 50



Rank	Lane	Country	Bib	Name	250m	500m	
1	5	CUB	135	BALCEIRO Ledi F.	50.176 (1)	1:43.064 (1)	QF
			137	ROJAS Ibrahim	50.176 (1)	52.888 (3)	
2	3	SVK	570	KUBICA Jan	50.892 (2)	1:43.883 (2)	QS
			575	PALES Peter	0.716	0.819	
					50.892 (2)	52.991 (4)	
3	4	HUN	286	FURDOK Gabor	52.230 (5)	1:44.703 (3)	QS
			290	HUTTNER Csaba	2.054	1.639	
					52.230 (5)	52.473 (2)	
4	6	CAN	76	BOILARD Maxime	52.616 (6)	1:44.823 (4)	QS
			88	JOUKOVSKI Dimitri	2.440	1.759	
					52.616 (6)	52.207 (1)	
5	2	UKR	608	KLIMNUK Sergii	51.833 (3)	1:46.017 (5)	QS
			616	SABLIN Dmitro	1.657	2.953	
					51.833 (3)	54.184 (5)	
6	1	AUS	13	MARCZAK Sebastian	52.041 (4)	1:47.216 (6)	QS
			11	EGAN Jason	1.865	4.152	
					52.041 (4)	55.175 (6)	
7	7	CRO	131	FUNTAK Drazen	53.168 (7)	1:50.469 (7)	QS
			133	LJUBEK Nikica	2.992	7.405	
					53.168 (7)	57.301 (7)	
8	8	JPN	355	HIRAYAMA Hiroshi	55.955 (8)	1:54.862 (8)	X
			360	TAKAKI Hiromichi	5.779	11.798	
					55.955 (8)	58.907 (8)	

Progression: 1ST TO FINAL A, 2/7 TO SEMI-FINAL, REST OUT

Chief Official:	BEL	LEUKEMANS John	Course Umpire	ISR	AMPER Dan
Starter:	GER	STAHLSCHEIDT Gunter	Course Umpire	-	-
Course Umpire	HUN	VASKUTI Istvan	Chief Finishing Line	CZE	BADUROVA Blanka

Weather Conditions	Air Temperature:	32 C	Wind Speed:	0.9/0.9 m/s	
	Water Temperature:	27 C	Conditions:	Sunny	Wind Direction:
	Humidity:	26%			

Legend:

QF	Qualified for Final	*	False Start
QS	Qualified for Semi-final	DSQ	Disqualified
??	Not Clear	DSF	Did not Finish
X	Eliminated	DNS	Did not Start
C	Degree Celsius	m/s	Meter per second

RESULTS

C2 500m MEN - HEAT 2

Thu 29 Aug 2002

Race 51



Rank	Lane	Country	Bib	Name	250m	500m	
1	5	POL	458	GAJOWNIK Michal	50.290 (1)	1:44.983 (1)	QF
			454	BARASZKIEWICZ Pawel	50.290 (1)	54.693 (3)	
2	4	ESP	169	BEA GARCIA Jose A.	51.598 (2)	1:45.850 (2)	QS
			183	MASCATO David	1.308	0.867	
3	6	GER	265	WYLENZEK Tomasz	52.086 (4)	1:45.957 (3)	QS
			247	GILLE Christian	1.796	0.974	
4	7	BLR	41	BOGDANOVICH Aleksander	53.200 (5)	1:48.050 (4)	QS
			43	KURLANDCHIK Aleksander	2.910	3.067	
5	3	ITA	335	BONINI Alberto	51.855 (3)	1:48.463 (5)	QS
			350	TESTA Antonio	1.565	3.480	
6	2	LAT	380	PROKOPENKO Andrejs	54.084 (6)	1:51.843 (6)	QS
			375	ANDREJEVS Dmitrijs	3.794	6.860	
7	8	BRA	53	BORGES Andre	55.105 (7)	1:52.803 (7)	QS
			62	SOUZA Rogerio	4.815	7.820	
8	1	CHI	100	UBAL Marcelo	1:03.595 (8)	2:12.141 (8)	X
			97	LABRAÑA Alvaro	13.305	27.158	
					1:03.595 (8)	1:08.546 (8)	

Progression: 1ST TO FINAL A, 2/7 TO SEMI-FINAL, REST OUT

Chief Official:	BEL	LEUKEMANS John	Course Umpire	FRA	OYON Jean Louis
Starter:	GER	STAHLSCHMIDT Gunter	Course Umpire	-	-
Course Umpire	GBR	BLAND Peter	Chief Finishing Line	CZE	BADUROVA Blanka

Weather Conditions	Air Temperature:	32 C	Wind Speed:	0.9/0.9 m/s	
	Water Temperature:	27 C	Conditions:	Sunny	Wind Direction:
	Humidity:	26%			

Legend:

QF	Qualified for Final	*	False Start
QS	Qualified for Semi-final	DSQ	Disqualified
??	Not Clear	DSF	Did not Finish
X	Eliminated	DNS	Did not Start
C	Degree Celsius	m/s	Meter per second

RESULTS

C2 500m MEN - HEAT 3

Race 52



Thu 29 Aug 2002

Rank	Lane	Country	Bib	Name	250m	500m	
1	4	RUS	536	KOSTOGLOD Alexandre	49.333 (1)	1:42.334 (1)	QF
			548	ULEGIN Serguei	49.333 (1)	53.001 (2)	
2	5	ROM	515	SIMIOCENCU Silviu	50.105 (2)	1:42.874 (2)	QS
			510	POPESCU Florin	0.772	0.540	
			50.105 (2)		52.769 (1)		
3	3	FRA	216	LE LEUCH Eric	51.501 (3)	1:46.307 (3)	QS
			209	BARBEY Laurent	2.168	3.973	
			51.501 (3)		54.806 (5)		
4	6	CZE	153	NETUSIL Petr	51.681 (4)	1:47.780 (4)	QS
			142	FKUSA Petr	2.348	5.446	
			51.681 (4)		56.099 (6)		
5	1	CHN	119	YANG Wenjum	53.261 (6)	1:48.006 (5)	QS
			116	WANG Bing	3.928	5.672	
			53.261 (6)		54.745 (4)		
6	8	MEX	419	DEHESA Cristian	54.020 (7)	1:48.180 (6)	QS
			423	ROMERO Antonio	4.687	5.846	
			54.020 (7)		54.160 (3)		
7	7	LTU	397	REKSNYS Kazimieras	52.667 (5)	1:50.933 (7)	QS
			394	MIASNIANKIN Jevgenij	3.334	8.599	
			52.667 (5)		58.266 (7)		

Progression: 1ST TO FINAL A, 2/7 TO SEMI-FINAL, REST OUT

Chief Official:	BEL	LEUKEMANS John	Course Umpire	POL	PISZCZ Rafal
Starter:	GER	STAHLSCHMIDT Gunter	Course Umpire	-	-
Course Umpire	NOR	WING Jan Bache	Chief Finishing Line	CZE	BADUROVA Blanka

Weather Conditions	Air Temperature:	33 C	Wind Speed:	0.9/0.9 m/s	
	Water Temperature:	27 C	Conditions:	Sunny	Wind Direction:
	Humidity:	22%			

Legend:

QF	Qualified for Final	*	False Start
QS	Qualified for Semi-final	DSQ	Disqualified
??	Not Clear	DSF	Did not Finish
X	Eliminated	DNS	Did not Start
C	Degree Celsius	m/s	Meter per second

RESULTS

K2 500m MEN - HEAT 1

Thu 29 Aug 2002

Race 53



Rank	Lane	Country	Bib	Name	250m	500m
1	5	GER	264 258	WISKOTTER Tim RAUHE Ronald		1:31.071 (1) QS
2	6	NOR	436 431	NAESS Mattis GJERSOE Andreas		1:31.645 (2) QS 0.574
3	4	USA	627 633	JORGENSEN Stein PEREZ Angel		1:33.031 (3) QS 1.960
4	7	SUI	563 562	TOBLER Lukas KUNZ Johannes		1:33.578 (4) QS 2.507
5	9	ARG	6 4	REDONDO Fernando DECESARE Cesar		1:33.651 (5) QS 2.580
6	3	ITA	351 336	TOFANI Pierpaolo BONOMI Bieniamino		1:34.251 (6) QS 3.180
7	1	POR	487 490	JESUS Sergio SANTOS Nuno		1:34.524 (7) X 3.453
8	8	MDA	402 416	BESPALOV Vladimir TUROV Vladimir		1:34.571 (8) X 3.500

Progression: 1/6 TO SEMI-FINAL, REST OUT

Chief Official:	BEL	LEUKEMANS John	Course Umpire	ISR	AMPER Dan
Starter:	GER	STAHLSCHMIDT Gunter	Course Umpire	-	-
Course Umpire	HUN	VASKUTI Istvan	Chief Finishing Line	CZE	BADUROVA Blanka

Weather Conditions	Air Temperature:	33 C	Wind Speed:	0.9/0.9 m/s		
	Water Temperature:	27 C	Conditions:	Sunny	Wind Direction:	
	Humidity:	22%				

Legend:

QF	Qualified for Final	*	False Start
QS	Qualified for Semi-final	DSQ	Disqualified
??	Not Clear	DSF	Did not Finish
X	Eliminated	DNS	Did not Start
C	Degree Celsius	m/s	Meter per second

RESULTS

K2 500m MEN - HEAT 2

Thu 29 Aug 2002

Race 54



Rank	Lane	Country	Bib	Name	250m	500m	
1	5	LTU	390	BALCIUNAS Egidijus	43.807 (2)	1:30.568 (1)	QS
			391	DUONELA Alvydas	0.173		
					43.807 (2)	46.761 (2)	
			2	3	GBR	224	ALMASI Peter
238	SABBERTON Ross	1.399				1.120	
					45.033 (3)	46.655 (1)	
			3	4	SVK	567	ERBAN Robert
566	CHORVATH Martin					1.233	
					43.634 (1)	48.167 (4)	
			4	6	IRL	321	MALONEY Brendan
322	MALONEY Conor	2.016				2.487	
					45.650 (5)	47.405 (3)	
			5	2	BRA	55	CAMPOS Carlos
58	DEMARCHI Fabio	1.676				3.553	
					45.310 (4)	48.811 (5)	
			6	8	AUS	18	PICKERING Glen
22	WALLACE Ken	2.686				5.020	
					46.320 (6)	49.268 (6)	
			7	9	GRE	272	PAPANDREOU Apostolos
273	PAPANIKOLAOU Dimitrios	3.069				7.113	
					46.703 (7)	50.978 (7)	
			8	1	PUR	495	PONCE Jaime
496	PONCE Roberto	7.966				18.018	
					51.600 (8)	56.986 (8)	

Progression: 1/6 TO SEMI-FINAL, REST OUT

Chief Official:	BEL	LEUKEMANS John	Course Umpire	FRA	OYON Jean Louis
Starter:	GER	STAHLSCHMIDT Gunter	Course Umpire	-	-
Course Umpire	GBR	BLAND Peter	Chief Finishing Line	CZE	BADUROVA Blanka

Weather Conditions	Air Temperature:	33 C	Wind Speed:	0.9/0.9 m/s		
	Water Temperature:	27 C	Conditions:	Sunny	Wind Direction:	
	Humidity:	22%				

Legend:

QF	Qualified for Final	*	False Start
QS	Qualified for Semi-final	DSQ	Disqualified
??	Not Clear	DSF	Did not Finish
X	Eliminated	DNS	Did not Start
C	Degree Celsius	m/s	Meter per second

RESULTS

K2 500m MEN - HEAT 3

Race 55



Thu 29 Aug 2002

Rank	Lane	Country	Bib	Name	250m	500m	
1	5	SWE	586	NILSSON Henrik	44.967 (3)	1:31.338 (1)	QS
			589	OSKARSSON Marcus	0.625		
					44.967 (3)	46.371 (1)	
2	3	DEN	160	WRAAE KNUDSEN Kim	45.186 (4)	1:31.858 (2)	QS
			161	KONGSGAARD Mads	0.844	0.520	
					45.186 (4)	46.672 (2)	
3	4	ESP	184	MERCHAN Emilio	44.342 (1)	1:32.165 (3)	QS
			189	PEREZ Carlos		0.827	
					44.342 (1)	47.823 (3)	
4	6	UKR	604	BUSHINKIN Sergiy	44.522 (2)	1:32.918 (4)	QS
			609	KREMER Mycola	0.180	1.580	
					44.522 (2)	48.396 (4)	
5	9	RSA	520	IRVINE Brett	45.664 (5)	1:34.864 (5)	QS
			524	RUBENSTEIN Sean	1.322	3.526	
					45.664 (5)	49.200 (5)	
6	7	GUA	279	ESTRADA Luis A.	53.519 (6)	1:51.003 (6)	QS
			280	R. MARROQ. Marvin E.	9.177	19.665	
					53.519 (6)	57.484 (6)	
7	8	IRQ	328	MUAID Abdul Latif	53.867 (7)	1:55.152 (7)	X
			327	HAIDAR Nozad	9.525	23.814	
					53.867 (7)	1:01.285 (8)	
8	2	BOL	51	JIMENEZ Luis	1:01.102 (8)	2:02.118 (8)	X
			52	RIVERA Dennis	16.760	30.780	
					1:01.102 (8)	1:01.016 (7)	

Progression: 1/6 TO SEMI-FINAL, REST OUT

Chief Official:	BEL	LEUKEMANS John	Course Umpire	POL	PISZCZ Rafal
Starter:	GER	STAHLSCHMIDT Gunter	Course Umpire	-	-
Course Umpire	NOR	WING Jan Bache	Chief Finishing Line	CZE	BADUROVA Blanka

Weather Conditions	Air Temperature:	33 C	Wind Speed:	0.9/0.9 m/s		
	Water Temperature:	27 C	Conditions:	Sunny	Wind Direction:	
	Humidity:	22%				

Legend:

QF	Qualified for Final	*	False Start
QS	Qualified for Semi-final	DSQ	Disqualified
??	Not Clear	DSF	Did not Finish
X	Eliminated	DNS	Did not Start
C	Degree Celsius	m/s	Meter per second



Thu 29 Aug 2002

Rank	Lane	Country	Bib	Name	250m.	500m	
1	5	FRA	208	AUBERTIN Philippe	44.291 (1)	1:30.601 (1)	QS
			207	AMIR Tahmasseb B.	44.291 (1)	46.310 (1)	
2	6	YUG	653	ZORIC Dragan	44.605 (2)	1:31.455 (2)	QS
			652	SOTI Jozef	0.314	0.854	
					44.605 (2)	46.850 (3)	
3	4	FIN	199	KESO Mikko	44.996 (3)	1:31.808 (3)	QS
			201	MIKKONEN Kalle	0.705	1.207	
					44.996 (3)	46.812 (2)	
4	7	AUT	27	SCHWARZ Bernhard	45.274 (4)	1:35.188 (4)	QS
			25	JANISCH Daniel	0.983	4.587	
					45.274 (4)	49.914 (5)	
5	9	IRI	316	SAMARY Babak	46.434 (5)	1:36.074 (5)	QS
			315	MILAD Mohsen	2.143	5.473	
					46.434 (5)	49.640 (4)	
6	2	COL	128	MILLER Jose	53.418 (6)	1:49.656 (6)	QS
			130	ROJO Alejandro	9.127	19.055	
					53.418 (6)	56.238 (6)	
8	TUN		598	SDOUKI Mohamed			DNS
			597	DAKHLI Sarhane			
1	SEY		555	LESPOIR Tony			DNS
			554	ALBERT Philip			
3	CIV		123	BELI Jean-Jonas			DNS
			124	DJORO Noel			

Progression: 1/6 TO SEMI-FINAL, REST OUT

Chief Official:	BEL	LEUKEMANS John	Course Umpire	ISR	AMPER Dan
Starter:	GER	STAHLSCHEMIDT Gunter	Course Umpire	-	-
Course Umpire	HUN	VASKUTI Istvan	Chief Finishing Line	CZE	BADUROVA Blanka

Weather Conditions	Air Temperature:	33 C	Wind Speed:	0.9/0.9 m/s	
	Water Temperature:	27 C	Conditions:	Sunny	Wind Direction:
	Humidity:	22%			

Legend:

Q	Qualified for Final	*	Falsa Start
QS	Qualified for Semi-final	DSO	Disqualified
??	Not Clear	DNF	Did not Finish
X	Eliminated	DNS	Did not Start
C	Degrees Celsius	m/s	Meter per second

RESULTS

K2 500m MEN - HEAT 5

Race 57



Thu 29 Aug 2002

Rank	Lane	Country	Bib	Name	250m	500m	
1	5	POL	476	TWARDOWSKI Marek	45.423 (3)	1:30.658 (1)	QS
			479	WYSOCKI Adam	1.577		
2	4	CZE	146	HOTTMAR Pavel	43.846 (1)	1:32.918 (2)	QS
			157	SVAB Filip	2.260		
3	6	CAN	91	POTHIER Jean C.	46.516 (4)	1:33.058 (3)	QS
			93	SAUVE Dominic	2.670	2.400	
4	3	CHN	113	QU Xianwu	45.210 (2)	1:35.704 (4)	QS
			110	LIU Mingguang	1.364	5.046	
5	8	JPN	354	EGUCHI Takahiko	50.231 (6)	1:36.284 (5)	QS
			356	MARUYAMA Ryohei	6.385	5.626	
6	7	IND	312	KARMA Toppo	52.699 (7)	1:46.147 (6)	QS
			313	PIJUSH KANTI Baroi	8.853	15.489	
7	1	CYP	138	KANARI Chrysanthos	57.017 (8)	1:48.246 (7)	X
			139	SKARPARIS Christos	13.171	17.588	
8	2	PAK	451	THAIR SHAHZAD Akbarr	46.702 (5)	1:56.139 (8)	X
			450	SHAHJAN Khan	2.856	25.481	
					46.702 (5)	1:09.437 (8)	

Progression: 1/6 TO SEMI-FINAL, REST OUT

Chief Official:	BEL	LEUKEMANS John	Course Umpire	FRA	OYON Jean Louis
Starter:	GER	STAHLSCHEMIDT Gunter	Course Umpire	-	-
Course Umpire	GBR	BLAND Peter	Chief Finishing Line	CZE	BADUROVA Blanka

Weather Conditions	Air Temperature:	33 C	Wind Speed:	0.9/0.9 m/s	
	Water Temperature:	27 C	Conditions:	Sunny	Wind Direction:
	Humidity:	22%			

Legend:

QF	Qualified for Final	*	False Start
QS	Qualified for Semi-final	DSQ	Disqualified
??	Not Clear	DSF	Did not Finish
X	Eliminated	DNS	Did not Start
C	Degree Celsius	m/s	Meter per second



Thu 29 Aug 2002

Rank	Lane	Country	Bib	Name	250m	500m	
1	4	RUS	544	TICHTCHENKO Anatoli	44.762 (1)	1:32.238 (1)	QS
			532	GROUCHIKHINE Vladimir	44.762 (1)	47.476 (1)	
2	5	HUN	302	STORCZ Botond	45.280 (2)	1:34.184 (2)	QS
			293	KAMMERER Zoltan	0.518	1.946	
					45.280 (2)	48.904 (3)	
3	8	NZL	443	WALILER Mike	46.490 (4)	1:34.704 (3)	QS
			448	LONGOILL Peter	1.728	2.466	
					46.490 (4)	48.214 (2)	
4	6	ROM	518	ZABET Alexandru	45.547 (3)	1:35.778 (4)	QS
			513	SCOICA Florin	0.785	3.540	
					45.547 (3)	50.231 (5)	
5	2	VEN	644	RONDON Jose G.	47.728 (6)	1:36.697 (5)	QS
			643	PRADA Alberto	2.966	4.459	
					47.728 (6)	48.969 (4)	
6	1	MYA	425	PHONE Myint Tazar	47.222 (5)	1:38.784 (6)	QS
			424	KHIN Maung Myint	2.460	6.546	
					47.222 (5)	51.562 (6)	
7	3	URU	624	DEUS Athavalpa	49.034 (7)	1:42.344 (7)	X
			621	CARDOZO Andres	4.272	10.106	
					49.034 (7)	53.310 (7)	

Progression: 1/6 TO SEMI-FINAL, REST OUT

Chief Official:	BEL	LEUKEMANS John	Course Umpire	POL	PISZCZ Rafal
Starter:	GER	STAHLSCHEMIDT Gunter	Course Umpire	-	-
Course Umpire	NOR	WING Jan Bache	Chief Finishing Line	CZE	BADUROVA Blanka

Weather Conditions	Air Temperature:	33 C	Wind Speed:	0.9/0.9 m/s	
	Water Temperature:	27 C	Conditions:	Sunny	Wind Direction:
	Humidity:	22%			

Legend:

QF	Qualified for Final	*	False Start
QS	Qualified for Semi-final	DSQ	Disqualified
??	Not Clear	DSF	Did not Finish
X	Eliminated	DNS	Did not Start
C	Degree Celsius	m/s	Meter per second

RESULTS

K2 500m WOMEN - HEAT 1

Thu 29 Aug 2002

Race 59



Rank	Lane	Country	Bib	Name	250m	500m	
1	5	HUN	284	BOTA Kinga	49.846 (1)	1:42.040 (1)	QS
			303	SZABO Szilvia	49.846 (1)	52.194 (1)	
2	4	SWE	590	PALDANIUS Sofia	51.270 (3)	1:45.467 (2)	QS
			584	KARLSSON Anna	1.424	3.427	
					51.270 (3)	54.197 (3)	
3	6	FIN	205	SJOBERG Filippa	52.840 (4)	1:46.806 (3)	QS
			197	HONKANEN Jenni	2.994	4.766	
					52.840 (4)	53.966 (2)	
4	3	RUS	542	PORYVAEVA Galina	50.924 (2)	1:47.986 (4)	QS
			531	GOULI Natalia	1.078	5.946	
					50.924 (2)	57.062 (5)	
5	8	JPN	359	TAKAHASHI Hiromi	55.356 (5)	1:52.193 (5)	QS
			361	TSUNA Azusa	5.510	10.153	
					55.356 (5)	56.837 (4)	
6	7	PUR	492	ALMONTE Cristina	1:01.659 (6)	2:07.758 (6)	QS
			498	VILLALOBOS Anitza	11.813	25.718	
					1:01.659 (6)	1:06.099 (6)	
7	2	ECU	164	MIRANDA Maria F.	1:05.151 (7)	2:12.864 (7)	??
			165	VINCES Paulina	15.305	30.824	
					1:05.151 (7)	1:07.713 (7)	

Progression: 1/6 AND 3 NEXT BEST TIME TO SEMI-FINAL, REST OUT

Chief Official:	BEL	LEUKEMANS John	Course Umpire	ISR	AMPER Dan
Starter:	GER	STAHLSCHEMIDT Gunter	Course Umpire	-	-
Course Umpire	HUN	VASKUTI Istvan	Chief Finishing Line	CZE	BADUROVA Blanka

Weather Conditions	Air Temperature:	33 C	Wind Speed:	0.9/0.9 m/s	
	Water Temperature:	27 C	Conditions:	Sunny	Wind Direction:
	Humidity:	22%			

Legend:

QF	Qualified for Final	*	False Start
QS	Qualified for Semi-final	DSQ	Disqualified
??	Not Clear	DSF	Did not Finish
X	Eliminated	DNS	Did not Start
C	Degree Celsius	m/s	Meter per second

RESULTS

K2 500m WOMEN - HEAT 2

Thu 29 Aug 2002

Race 60



Rank	Lane	Country	Bib	Name	250m	500m	
1	5	POL	473	SKOWRON Joanna	50.335 (1)	1:42.890 (1)	QS
			468	PASTUSZKA Aneta	50.335 (1)	52.555 (3)	
2	4	USA	625	COLIN Kathy	52.273 (4)	1:44.397 (2)	QS
			632	NORTJE Ruth	1.938	1.507	
3	3	ROM	512	RUSANESCU Lidia	52.273 (4)	52.124 (2)	
			502	CIOBANU Mariana	51.675 (3)	1:44.430 (3)	QS
4	7	CHN	117	XU Linbei	1.340	1.540	
			121	ZHONG Hongyan	51.675 (3)	52.755 (4)	
5	6	CAN	83	FURNEAUX Karen	52.649 (5)	1:44.703 (4)	QS
			85	HOPKINS Sara	2.314	1.813	
6	8	NOR	433	FEVANG Ellen	52.649 (5)	52.054 (1)	
			434	BRANNSTEN Hege	50.986 (2)	1:45.217 (5)	QS
2	VEN	VEN	656	RODRIGUEZ Adriana	0.651	2.327	
			655	COLMERAREZ Andreina	50.986 (2)	54.231 (5)	
							DNS

Progression: 1/6 AND 3 NEXT BEST TIME TO SEMI-FINAL, REST OUT

Chief Official:	BEL	LEUKEMANS John	Course Umpire	FRA	OYON Jean Louis
Starter:	GER	STAHLSCHMIDT Gunter	Course Umpire	-	-
Course Umpire	GBR	BLAND Peter	Chief Finishing Line	CZE	BADUROVA Blanka

Weather Conditions	Air Temperature:	33 C	Wind Speed:	0.9/0.9 m/s	
	Water Temperature:	27 C	Conditions:	Sunny	Wind Direction:
	Humidity:	22%			

Legend:

QF	Qualified for Final	*	False Start
QS	Qualified for Semi-final	DSQ	Disqualified
??	Not Clear	DSF	Did not Finish
X	Eliminated	DNS	Did not Start
C	Degree Celsius	m/s	Meter per second

RESULTS

K2 500m WOMEN - HEAT 3

Race 61



Thu 29 Aug 2002

Rank	Lane	Country	Bib	Name	250m	500m	
1	5	ESP	182	MANCHON Beatriz	49.296 (1)	1:42.494 (1)	QS
			185	MOLANES Sonia	49.296 (1)	53.198 (1)	
2	6	FRA	220	MARIE Nathalie	50.427 (2)	1:45.000 (2)	QS
			217	LEFEBVRE Christelle	1.131	2:506	
					50.427 (2)	54.573 (4)	
3	4	BUL	66	DACHEVA Delyana	51.464 (3)	1:45.167 (3)	QS
			72	PINDZEVA Bonka	2.168	2.673	
					51.464 (3)	53.703 (2)	
4	3	GBR	233	HARDY Lucy	53.035 (4)	1:47.586 (4)	QS
			226	CATTLE Abi	3.739	5.092	
					53.035 (4)	54.551 (3)	
5	8	YUG	651	SOLAC Branka	53.574 (5)	1:49.040 (5)	QS
			650	PANDA Antonija	4.278	6.546	
					53.574 (5)	55.466 (5)	
6	2	BIH	34	SUPUKOVIC Elizabeta	58.646 (6)	2:36.828 (6)	QS
			32	MASLESA Aleksandra	9.350	54.334	
					58.646 (6)	1:38.182 (6)	
7	MDA		405	GARCIV Viorica			DNS
			413	PINTEA Ludmila			

Progression: 1/6 AND 3 NEXT BEST TIME TO SEMI-FINAL, REST OUT

Chief Official:	BEL	LEUKEMANS John	Course Umpire	POL	PISZCZ Rafal
Starter:	GER	STAHLSCHMIDT Gunter	Course Umpire	-	-
Course Umpire	NOR	WING Jan Bache	Chief Finishing Line	CZE	BADUROVA Blanka

Weather Conditions	Air Temperature:	33 C	Wind Speed:	0.9/0.9 m/s	
	Water Temperature:	27 C	Conditions:	Sunny	Wind Direction:
	Humidity:	22%			

Legend:

QF	Qualified for Final	*	False Start
QS	Qualified for Semi-final	DSQ	Disqualified
??	Not Clear	DSF	Did not Finish
X	Eliminated	DNS	Did not Start
C	Degree Celsius	m/s	Meter per second

RESULTS

K2 500m WOMEN - HEAT 4

Race 62



Thu 29 Aug 2002

Rank	Lane	Country	Bib	Name	250m	500m
1	5	GER	255	MUCKE Manuele	52.161 (1)	1:44.317 (1) QS
			262	WAGNER Katrin	52.161 (1)	52.156 (1)
2	8	ISR	332	PESSAKHOVITCH Larissa	52.314 (2)	1:45.063 (2) QS
			329	GAFNI Adi	0.153	0.746
3	4	BLR	42	BONDARENKO Natalia	53.279 (3)	1:47.476 (3) QS
			36	BAKUNOVA Alesia	1.118	3.159
4	6	UZB	640	MOSKALEVA Antonina	53.575 (4)	1:49.183 (4) QS
			641	PISHULINA Nadejda	1.414	4.866
5	7	GRE	268	KAPAKLI Efstathia	55.748 (5)	1:52.429 (5) QS
			275	TSAMOPOULOU Chrisa	3.587	8.112
6	2	INA	310	SUHARTATI	56.017 (6)	1:53.016 (6) QS
			309	SARCE Aronggear	3.856	8.699
					56.017 (6)	56.999 (6)

Progression: 1/6 AND 3 NEXT BEST TIME TO SEMI-FINAL, REST OUT

Chief Official:	BEL	LEUKEMANS John	Course Umpire	ISR	AMPER Dan
Starter:	GER	STAHLSCHEMIDT Gunter	Course Umpire	-	-
Course Umpire	HUN	VASKUTI Istvan	Chief Finishing Line	CZE	BADUROVA Blanka

Weather Conditions	Air Temperature:	33 C	Wind Speed:	0.9/0.9 m/s		
	Water Temperature:	27 C	Conditions:	Sunny	Wind Direction:	
	Humidity:	22%				

Legend:

QF	Qualified for Final	*	False Start
QS	Qualified for Semi-final	DSQ	Disqualified
??	Not Clear	DSF	Did not Finish
X	Eliminated	DNS	Did not Start
C	Degree Celsius	m/s	Meter per second

RESULTS

C4 500m MEN - HEAT 1

Thu 29 Aug 2002

Race 63



Rank	Lane	Country	Bib	Name	250m	500m	
1	5	ROM	500	AVERIAN Ionel	45.267 (1)	1:32.288 (1)	QF
			511	PRICOP Mitica			
			510	POPESCU Florin	45.267 (1)	47.021 (2)	
			516	VARTOLOMEI Mihail			
2	4	BLR	43	KURLANDCHIK Aleksander	47.085 (3)	1:34.534 (2)	QF
			41	BOGDANOVICH Aleksander	1.818	2.246	
			47	SAPONENKO Semen	47.085 (3)	47.449 (3)	
			50	ZHUKOVSKII Aleksander			
3	6	CAN	79	BUDAY JR Tamas	48.094 (4)	1:34.854 (3)	QF
			78	BUDAY Attila	2.827	2.566	
			90	OLDERSHAW Mark	48.094 (4)	46.760 (1)	
			94	SCAROLA Mike			
4	2	UKR	620	ZERKAL Petro	46.725 (2)	1:36.967 (4)	QS
			610	LITVINENKO Oleksandr	1.458	4.679	
			606	DOBROTORSKII Victor	46.725 (2)	50.242 (5)	
			617	SHPAK Oleksiy			
5	3	LAT	382	SIDORUKS Jevgenijs	48.966 (5)	1:39.101 (5)	QS
			381	SICEVSKIS Vladimirs	3.699	6.813	
			377	DEMIDOVS Edgars	48.966 (5)	50.135 (4)	
			386	VINOGRADOVS Dagnis			
6	7	ESP	192	VALES Xose	49.418 (6)	1:41.207 (6)	QS
			173	CURBEIRA David	4.151	8.919	
			171	CARRAZEDO Jorge	49.418 (6)	51.789 (6)	
			174	GLAVAN Marcel			

Progression: 1/3 TO F, 4/7 AND 8th BEST TIME TO SF, REST OUT

Chief Official:	BEL	LEUKEMANS John	Course Umpire	FRA	OYON Jean Louis
Starter:	BEL	JANSSENS Etienne	Course Umpire	-	-
Course Umpire	GBR	BLAND Peter	Chief Finishing Line	CZE	BADUROVA Blanka

Weather Conditions	Air Temperature:	33 C	Wind Speed:	0.9/0.9 m/s	
	Water Temperature:	27 C	Conditions:	Sunny	Wind Direction:
	Humidity:	22%			

Legend:

QF	Qualified for Final	*	False Start
QS	Qualified for Semi-final	DSQ	Disqualified
??	Not Clear	DSF	Did not Finish
X	Eliminated	DNS	Did not Start
C	Degree Celsius	m/s	Meter per second

RESULTS

C4 500m MEN - HEAT 2

Race 64



Thu 29 Aug 2002

Rank	Lane	Country	Bib	Name	250m	500m	
1	6	POL	459	GINTER Adam	46.056 (2)	1:33.218 (1)	QF
			474	SLIWINSKI Michal	0.171		
			461	GRZYBOWSKI Marcin	46.056 (2)	47.162 (1)	
			462	JEDRASZKO Daniel			
2	4	RUS	527	ARTEMIDA Alexandre	45.885 (1)	1:33.518 (2)	QF
			537	KROUGLIAKOV Roman		0.300	
			534	KABANOV Andrei	45.885 (1)	47.633 (2)	
			529	FOMICHEV Konstantin			
3	5	HUN	297	KOZMMANN Gyorgy	46.188 (3)	1:36.018 (3)	QF
			282	BELICZA Bela	0.303	2.800	
			291	IVAN Gabor	46.188 (3)	49.830 (3)	
			298	MALOMSOKI Sandor			
4	3	CZE	156	SIMECEK Zdenek	48.061 (4)	1:39.031 (4)	QS
			144	HELLER Jiri	2.176	5.813	
			140	BRECKA Jan	48.061 (4)	50.970 (4)	
			152	MINARIK Martin			
5	7	BRA	53	BORGES Andre	56.999 (5)	1:55.966 (5)	QS
			59	FILHO Lourival	11.114	22.748	
			61	RAMOS Euvaldo	56.999 (5)	58.967 (5)	
			37	NOVAES Fabio			
2	MDA	MDA	414	ROMANOVSKI Victor			DNS
			406	IODACHI Sergey			
			415	STAVILA Pavel			
			411	MORNEALA Nicolae			

Progression: 1/3 TO F, 4/7 AND 8th BEST TIME TO SF, REST OUT

Chief Official:	BEL	LEUKEMANS John	Course Umpire	POL	PISZCZ Rafal
Starter:	BEL	JANSSENS Etienne	Course Umpire	-	-
Course Umpire	NOR	WING Jan Bache	Chief Finishing Line	CZE	BADUROVA Blanka

Weather Conditions	Air Temperature:	33 C	Wind Speed:	0.9/0.9 m/s		
	Water Temperature:	27 C	Conditions:	Sunny	Wind Direction:	
	Humidity:	22%				

Legend:

QF	Qualified for Final	*	False Start
QS	Qualified for Semi-final	DSQ	Disqualified
??	Not Clear	DSF	Did not Finish
X	Eliminated	DNS	Did not Start
C	Degree Celsius	m/s	Meter per second

RESULTS

K4 500m MEN - HEAT 1

Race 65



Thu 29 Aug 2002

Rank	Lane	Country	Bib	Name	250m	500m	
1	3	CZE	145	HOLUBAR Pavel	41.141 (4)	1:20.756 (1)	QF
			150	LESTINA Karel	0.747		
			149	KUSAK Bohumil	41.141 (4)	39.615 (1)	
			158	ZARUBA Radek			
2	5	RUS	551	ZARUBIN Roman	40.394 (1)	1:22.282 (2)	QS
			533	IVANIK Alexander		1.526	
			547	TOURTCHEKOV Denis	40.394 (1)	41.888 (2)	
			546	TISSINE Andrei			
3	6	NOR	436	NAESS Mattis	40.582 (2)	1:22.756 (3)	QS
			430	WEFALD Alex	0.188	2.000	
			438	FEVANG Per	40.582 (2)	42.174 (4)	
			431	GJERSOE Andreas			
4	1	LAT	388	ZALUPE Kristaps	41.374 (5)	1:23.429 (4)	QS
			384	UPITIS Martins	0.980	2.673	
			383	STALMANIS Ronalds	41.374 (5)	42.055 (3)	
			379	LAZDENIEKS Arnis			
5	4	HUN	288	HEGEDUS Robert	40.757 (3)	1:23.595 (5)	QS
			294	KOKENY Roland	0.363	2.839	
			287	GYOKOS Lajos	40.757 (3)	42.838 (7)	
			283	BORHI Zsombor			
6	7	SWE	592	SVENSSON Anders	41.581 (6)	1:23.969 (6)	QS
			582	GUSTAVSSON Anders	1.187	3.213	
			583	HALLKVIST Erik	41.581 (6)	42.388 (5)	
			585	LINDBERG Erik			
7	9	FIN	198	KANNIAINEN Panu	42.054 (8)	1:24.609 (7)	QS
			203	PITKANEN Petteri	1.660	3.853	
			206	VASENIUS Marko	42.054 (8)	42.555 (6)	
			202	PALMROTH Lauri			
8	8	CHN	109	LIU Haitao	41.800 (7)	1:24.822 (8)	X
			115	WAN Wenjie	1.406	4.066	
			108	LIN Yongjing	41.800 (7)	43.022 (8)	
			114	SONG Zhongdo			

Progression: 1ST TO FINAL A, 2/7 TO SEMI-FINAL, REST OUT

Chief Official:	BEL	LEUKEMANS John	Course Umpire	ISR	AMPER Dan
Starter:	BEL	JANSSENS Etienne	Course Umpire	-	-
Course Umpire	HUN	VASKUTI Istvan	Chief Finishing Line	CZE	BADUROVA Blanka

Weather Conditions	Air Temperature:	33 C	Wind Speed:	0.9/0.9 m/s		
	Water Temperature:	27 C	Conditions:	Sunny	Wind Direction:	
	Humidity:	22%				

Legend:

QF	Qualified for Final	*	False Start
QS	Qualified for Semi-final	DSQ	Disqualified
??	Not Clear	DSF	Did not Finish
X	Eliminated	DNS	Did not Start
C	Degree Celsius	m/s	Meter per second

RESULTS

K4 500m MEN - HEAT 2

Race 66



Thu 29 Aug 2002

Rank	Lane	Country	Bib	Name	250m	500m	
1	4	BLR	48	SKURKOVSKII Aleksei	40.252 (1)	1:21.326 (1)	QF
			35	ABALMASOV Aleksei			
			44	MAKHNEV Vadim	40.252 (1)	41.074 (2)	
			45	PETRUSHENKO Roman			
2	6	ESP	166	ACUÑA Jaime	41.431 (4)	1:21.522 (2)	QS
			178	GONZALEZ Aike	1.179	0.196	
			167	AIZPURUA Oier	41.431 (4)	40.091 (1)	
			186	MUÑOZ Manuel			
3	5	ROM	501	BABAN Marian	40.431 (2)	1:21.956 (3)	QS
			507	MAGYAR Geza	0.179	0.630	
			514	SERBAN Romica	40.431 (2)	41.525 (3)	
			505	CURUZAN Vasile			
4	3	AUS	10	DEAN Justin	42.470 (5)	1:24.989 (4)	QS
			15	MARTIN Simon	2.218	3.663	
			20	RHODES David	42.470 (5)	42.519 (5)	
			21	RODGERS Craig			
5	7	GBR	235	JOHNSON Mally	44.224 (7)	1:26.189 (5)	QS
			237	MOULE Keith	3.972	4.863	
			231	FOULGER Matt	44.224 (7)	41.965 (4)	
			241	WILSON Joel			
6	2	GRE	271	NIKOLOPOULOS Nikolaos	41.038 (3)	1:28.532 (6)	QS
			270	NICOLAOU Christos	0.786	7.206	
			278	VUMPBRANIETS Ian	41.038 (3)	47.494 (7)	
			272	PAPANDREOU Apostolos			
7	8	IRL	324	PRINGLE David	43.479 (6)	1:28.725 (7)	QS
			325	STREVENS Adam	3.227	7.399	
			319	EGAN Peter	43.479 (6)	45.246 (6)	
			326	STREVENS Roger			
8	1	COL	129	MIRAÑA Elbano	49.581 (8)	1:40.240 (8)	X
			125	GIRALDO Arles de Jesus	9.329	18.914	
			128	MILLER Jose	49.581 (8)	50.659 (8)	
			126	GONZALEZ Leonardo			

Progression: 1ST TO FINAL A, 2/7 TO SEMI-FINAL, REST OUT

Chief Official:	BEL	LEUKEMANS John	Course Umpire	FRA	OYON Jean Louis
Starter:	BEL	JANSSENS Etienne	Course Umpire	-	-
Course Umpire	GBR	BLAND Peter	Chief Finishing Line	CZE	BADUROVA Blanka

Weather Conditions	Air Temperature:	33 C	Wind Speed:	0.9/0.9 m/s	
	Water Temperature:	27 C	Conditions:	Sunny	Wind Direction:
	Humidity:	22%			

Legend:

QF	Qualified for Final	*	False Start
QS	Qualified for Semi-final	DSQ	Disqualified
??	Not Clear	DSF	Did not Finish
X	Eliminated	DNS	Did not Start
C	Degree Celsius	m/s	Metar per second

RESULTS

K4 500m MEN - HEAT 3

Thu 29 Aug 2002

Race 67



Rank	Lane	Country	Bib	Name	250m	500m	
1	5	SVK	576	RISZDORFER Michal	40.054 (2)	1:20.446 (1)	QF
			578	VICEK Erik	0.169		
			564	BACA Jurak	40.054 (2)	40.392 (2)	
			577	RISZDORFER Richard			
2	3	ITA	347	ROSSI Antonio	40.960 (5)	1:21.739 (2)	QS
			334	BENEDINI Franco	1.075	1.293	
			345	PIEMONTE Luca	40.960 (5)	40.779 (3)	
			339	FACCHIN Andrea			
3	7	BUL	68	HRISTOV Ivan	41.469 (6)	1:21.859 (3)	QS
			71	MERKOV Petar	1.584	1.413	
			74	YORDANOV Yordan	41.469 (6)	40.390 (1)	
			70	KASANOV Milko			
4	4	GER	266	ZABEL Marck	40.637 (3)	1:22.172 (4)	QS
			244	BACH Bjorn	0.752	1.726	
			260	ULM Stefan	40.637 (3)	41.535 (4)	
			251	HUTH Tim			
5	6	POL	475	SZALKOWSKI Lukasz	39.885 (1)	1:22.886 (5)	QS
			460	GLAZEWSKI Rafal		2.440	
			456	BIALKOWSKI Dariusz	39.885 (1)	43.001 (5)	
			467	MENDELSKI Tomasz			
6	2	CAN	80	CUTHBERT Ryan	40.822 (4)	1:24.812 (6)	QS
			87	JORENS Steven	0.937	4.366	
			82	DOBER JR Richard	40.822 (4)	43.990 (6)	
			92	RUSU Jason			
7	1	PUR	496	PONCE Roberto	44.970 (7)	1:33.031 (7)	QS
			494	JIMENEZ Francisco	5.085	12.585	
			495	PONCE Jaime	44.970 (7)	48.061 (7)	
			493	ANGUEIRA Krishna			

Progression: 1ST TO FINAL A, 2/7 TO SEMI-FINAL, REST OUT

Chief Official:	BEL	LEUKEMANS John	Course Umpire	POL	PISZCZ Rafal
Starter:	BEL	JANSSENS Etienne	Course Umpire	-	-
Course Umpire	NOR	WING Jan Bache	Chief Finishing Line	CZE	BADUROVA Blanka

Weather Conditions	Air Temperature:	33 C	Wind Speed:	0.9/0.9 m/s	
	Water Temperature:	27 C	Conditions:	Sunny	Wind Direction:
	Humidity:	22%			

Legend:

QF	Qualified for Final	*	False Start
QS	Qualified for Semi-final	DSQ	Disqualified
??	Not Clear	DSF	Did not Finish
X	Eliminated	DNS	Did not Start
C	Degree Celsius	m/s	Meter per second

RESULTS

K4 1000m WOMEN - SEMIFINAL 1

Fri 30 Aug 2002

Race 68



Rank	Lane	Country	Bib	Name	250m	500m	750m	1000m	
1	5	BLR	42	BONDARENKO Natalia				3:29.706 (1)	QF
			40	BETS Alena					
			49	VAKULA Svetlana					
			36	BAKUNOVA Alesia					
2	4	ESP	187	OLIETE Alejandra				3:31.079 (2)	QF
			193	VARELA Ana				1.373	
			175	GARCIA Claudia					
			177	GARCIA Laura					
3	6	CAN	85	HOPKINS Sara				3:31.679 (3)	QF
			83	FURNEAUX Karen				1.973	
			89	LIGHTBOUND Carrie					
			86	JAIN Kamini					
4	2	ITA	346	RICCIOTTI Anna				3:32.086 (4)	X
			344	PALLA Monica				2.380	
			352	VERONESE Elisabetta					
			349	SGROI Fabiana					
5	3	USA	630	MIJALIS Marie				3:38.285 (5)	X
			634	REED Sonrisa				8.579	
			628	LENZNER Erica					
			635	UEBEL Nicole					
6	8	POR	481	AZEVEDO Elisabete				3:40.885 (6)	X
			480	ALMEIDA Veronica				11.179	
			488	PEREIRA Monica					
			491	SOUSA Joana					
7	7	GRE	268	KAPAKLI Efstathia				3:47.748 (7)	X
			276	TSERGA Lina				18.042	
			267	DIALETARA Violeta					
			275	TSAMOPOULOU Chrisa					

Progression: 1/3 TO FINAL, REST OUT

Chief Official:	BEL	LEUKEMANS John	Course Umpire	FRA	OYON Jean Louis
Starter:	BEL	JANSSENS Etienne	Course Umpire	-	-
Course Umpire	GBR	BLAND Peter	Chief Finishing Line	CZE	BADUROVA Blanka

Weather Conditions	Air Temperature:	19 C	Wind Speed:	0.9/0.9 m/s		
	Water Temperature:	25 C	Conditions:	Sunny	Wind Direction:	NW / NW
	Humidity:	84%				

Legend:

QF	Qualified for Final	*	False Start
QS	Qualified for Semi-final	DSQ	Disqualified
??	Not Clear	DSF	Did not Finish
X	Eliminated	DNS	Did not Start
C	Degree Celsius	m/s	Meter per second

RESULTS
C1 1000m MEN - SEMIFINAL 1

Fri 30 Aug 2002

Race 69



Rank	Lane	Country	Bib	Name	250m	500m	750m	1000m	
1	5	GER	245	DITTMER Andreas	57.043 (1)	1:57.717 (1)	3:01.226 (1)	4:02.806 (1)	QF
					57.043 (1)	1:00.674 (2)	1:03.509 (2)	1:01.580 (5)	
2	4	CZE	141	DOKTOR Martin	59.243 (5)	1:58.905 (2)	3:02.938 (3)	4:03.633 (2)	QF
					2.200	1.188	1.712	0.827	
					59.243 (5)	59.662 (1)	1:04.033 (3)	1:00.695 (2)	
3	6	CUB	134	AGUILAR Karel	57.563 (2)	1:59.502 (4)	3:04.025 (5)	4:04.393 (3)	QF
					0.520	1.785	2.799	1.587	
					57.563 (2)	1:01.939 (7)	1:04.523 (5)	1:00.368 (1)	
4	1	ESP	172	CREPO Jose M.	58.029 (3)	1:59.216 (3)	3:03.697 (4)	4:05.273 (4)	QF
					0.986	1.499	2.471	2.467	
					58.029 (3)	1:01.187 (5)	1:04.481 (4)	1:01.576 (4)	
5	7	POL	461	GRZYBOWSKI Marcin	58.630 (4)	1:59.902 (5)	3:02.715 (2)	4:06.213 (5)	QF
					1.587	2.185	1.489	3.407	
					58.630 (4)	1:01.272 (6)	1:02.813 (1)	1:03.498 (7)	
6	3	CHN	111	MENG Guanliang	59.932 (6)	2:00.816 (6)	3:05.747 (6)	4:08.999 (6)	QF
					2.889	3.099	4.521	6.193	
					59.932 (6)	1:00.884 (4)	1:04.931 (6)	1:03.252 (6)	
7	2	SVK	574	OSTRCIL Marian	1:01.045 (8)	2:01.834 (7)	3:07.663 (7)	4:09.146 (7)	QF
					4.002	4.117	6.437	6.340	
					1:01.045 (8)	1:00.789 (3)	1:05.829 (7)	1:01.483 (3)	
8	9	USA	629	MALLOCH Jordan	1:00.600 (7)	2:04.810 (8)	3:10.886 (8)	4:15.278 (8)	??
					3.557	7.093	9.660	12.472	
					1:00.600 (7)	1:04.210 (8)	1:06.076 (8)	1:04.392 (8)	
9	8	CHI	96	CAMUS Cristian	1:01.509 (9)	2:10.602 (9)	3:26.062 (9)	4:38.563 (9)	X
					4.466	12.885	24.836	35.757	
					1:01.509 (9)	1:09.093 (9)	1:15.460 (9)	1:12.501 (9)	

Progression: 1/3 TO FINAL A, 4/7 + 8th BT TO FINAL B, REST OUT

Chief Official:	BEL	LEUKEMANS John	Course Umpire	POL	PISZCZ Rafal
Starter:	CAN	McCABE Peter	Course Umpire	-	-
Course Umpire	NOR	WING Jan Bache	Chief Finishing Line	CZE	BADUROVA Blanka

Weather Conditions	Air Temperature:	19 C	Wind Speed:	0.9/0.9 m/s		
	Water Temperature:	25 C	Conditions:	Sunny	Wind Direction:	NW / NW
	Humidity:	84%				

Legend:

QF	Qualified for Final	*	False Start
QS	Qualified for Semi-final	DSQ	Disqualified
??	Not Clear	DSF	Did not Finish
X	Eliminated	DNS	Did not Start
C	Degree Celsius	m/s	Meter per second

Rank	Lane	Country	Bib	Name	250m	500m	750m	1000m	
1	6	UKR	603	BUNDZ Roman	57.751 (3) 1.942	1:58.786 (3) 3.218	3:01.390 (2) 2.647	4:02.896 (1)	QF
					57.751 (3)	1:01.035 (4)	1:02.604 (1)	1:01.506 (2)	
2	3	BUL	64	ATANASOV Stanimir	55.809 (1)	1:55.568 (1)	2:58.743 (1)	4:02.930 (2)	QF
					55.809 (1)	59.759 (1)	1:03.175 (2)	1:04.187 (4)	0.034
3	5	LAT	386	VINOGRADOVS Dagnis	58.960 (5) 3.151	1:59.739 (4) 4.171	3:03.057 (4) 4.314	4:03.476 (3)	QF
					58.960 (5)	1:00.779 (3)	1:03.318 (3)	1:00.419 (1)	0.580
4	4	GRE	269	KILIGKARIDIS Andreas	57.109 (2) 1.300	1:57.823 (2) 2.255	3:01.891 (3) 3.148	4:04.043 (4)	QF
					57.109 (2)	1:00.714 (2)	1:04.068 (4)	1:02.152 (3)	1.147
5	1	ITA	353	ZANIN Luca	58.450 (4) 2.641	2:01.178 (6) 5.610	3:06.843 (6) 8.100	4:12.795 (5)	QF
					58.450 (4)	1:02.728 (6)	1:05.665 (6)	1:05.952 (5)	9.899
6	7	BLR	47	SAPONENKO Semen	59.491 (6) 3.682	2:00.599 (5) 5.031	3:04.695 (5) 5.952	4:12.989 (6)	QF
					59.491 (6)	1:01.108 (5)	1:04.096 (5)	1:08.294 (7)	10.093
7	8	AUS	14	MARINOV Martin	1:00.244 (7) 4.435	2:03.842 (7) 8.274	3:10.573 (7) 11.830	4:18.678 (7)	QF
					1:00.244 (7)	1:03.598 (7)	1:06.731 (7)	1:08.105 (6)	15.782
8	2	BRA	54	BORGES Antonio	1:01.104 (8) 5.295	2:14.188 (8) 18.620	3:27.159 (8) 28.416	4:36.123 (8)	??
					1:01.104 (8)	1:13.084 (8)	1:12.971 (8)	1:08.964 (8)	33.227
9	9	VIE	645	NGUYEN Klen	1:09.857 (9) 14.048	2:24.101 (9) 28.533	3:40.426 (9) 41.683	4:53.654 (9)	X
					1:09.857 (9)	1:14.244 (9)	1:16.325 (9)	1:13.228 (9)	50.758

Progression: 1/3 TO FINAL A,4/7 + 8th BT TO FINAL B, REST OUT

Chief Official:	BEL	LEUKEMANS John	Course Umpire	ISR	AMPER Dan
Starter:	CAN	McCABE Peter	Course Umpire	-	-
Course Umpire	HUN	VASKUTI Istvan	Chief Finishing Line	CZE	BADUROVA Blanka

Weather Conditions	Air Temperature:	19 C	Wind Speed:	0.9/0.9 m/s		
	Water Temperature:	25 C	Conditions:	Sunny	Wind Direction:	NW / NW
	Humidity:	84%				

Legend:

QF	Qualified for Final	*	False Start
QS	Qualified for Semi-final	DSQ	Disqualified
??	Not Clear	DSF	Did not Finish
X	Eliminated	DNS	Did not Start
C	Degree Celsius	m/s	Meter per second

RESULTS

K1 1000m MEN - SEMIFINAL 1

Fri 30 Aug 2002

Race 72



Rank	Lane	Country	Bib	Name	250m	500m	750m	1000m	
1	5	POL	472	SEROCZYNSKI Adam	51.119 (1)	1:45.369 (1)	2:41.286 (1)	3:37.025 (1)	QF
					51.119 (1)	54.250 (2)	55.917 (3)	55.739 (2)	
2	4	DEN	163	TRANUM JENSEN Torsten	52.887 (4)	1:46.278 (2)	2:42.087 (2)	3:37.532 (2)	QF
					1.768	0.909	0.801	0.507	
					52.887 (4)	53.391 (1)	55.809 (2)	55.445 (1)	
3	6	CAN	95	VANKOEVERDEN Adam	51.758 (2)	1:47.857 (4)	2:43.346 (3)	3:40.252 (3)	??
					0.639	2.488	2.060	3.227	
					51.758 (2)	56.099 (4)	55.489 (1)	56.906 (5)	
4	3	BUL	65	CHALAKOV Encho	53.865 (6)	1:50.165 (6)	2:46.293 (5)	3:42.452 (4)	QF
					2.746	4.796	5.007	5.427	
					53.865 (6)	56.300 (5)	56.128 (4)	56.159 (3)	
5	2	CHN	109	LIU Haitao	52.428 (3)	1:47.268 (3)	2:45.771 (4)	3:42.952 (5)	??
					1.309	1.899	4.485	5.927	
					52.428 (3)	54.840 (3)	58.503 (5)	57.181 (6)	
6	9	USA	633	PEREZ Angel	53.282 (5)	1:49.603 (5)	2:49.280 (6)	3:47.934 (6)	??
					2.163	4.234	7.994	10.909	
					53.282 (5)	56.321 (6)	59.677 (6)	58.654 (7)	
7	8	RUS	535	KNIAZIV Andrei	54.353 (7)	1:51.468 (7)	2:51.613 (7)	3:48.274 (7)	X
					3.234	6.099	10.327	11.249	
					54.353 (7)	57.115 (7)	1:00.145 (7)	56.661 (4)	
8	7	IRI	316	SAMARY Babak	55.902 (8)	1:54.911 (8)	2:57.289 (8)	3:59.763 (8)	X
					4.783	9.542	16.003	22.738	
					55.902 (8)	59.009 (8)	1:02.378 (8)	1:02.474 (8)	
9	1	COL	128	MILLER Jose	59.225 (9)	2:04.298 (9)	3:12.409 (9)	4:19.161 (9)	X
					8.106	18.929	31.123	42.136	
					59.225 (9)	1:05.073 (9)	1:08.111 (9)	1:06.752 (9)	

Progression: 1/2 + 3rd BT TO FINAL A, 3/4-3rd BT + 2BT TO FINAL B

Chief Official:	BEL	LEUKEMANS John	Course Umpire	POL	PISZCZ Rafal
Starter:	CAN	McCABE Peter	Course Umpire	-	-
Course Umpire	NOR	WING Jan Bache	Chief Finishing Line	CZE	BADUROVA Blanka

Weather Conditions	Air Temperature:	19 C	Wind Speed:	0.9/0.9 m/s		
	Water Temperature:	25 C	Conditions:	Sunny	Wind Direction:	NW / NW
	Humidity:	84%				

Legend:

QF	Qualified for Final	*	False Start
QS	Qualified for Semi-final	DSQ	Disqualified
??	Not Clear	DSF	Did not Finish
X	Eliminated	DNS	Did not Start
C	Degree Celsius	m/s	Meter per second

Fri 30 Aug 2002

Race 73



Rank	Lane	Country	Bib	Name	250m	500m	750m	1000m	
1	5	NOR	432	VERAS-LARSEN Eirik	54.488 (5) 3.316 54.488 (5)	1:47.778 (3) 2.154 53.290 (1)		3:36.962 (1)	QF
2	6	AUS	7	BAGGALEY Nathan	51.172 (1) 51.172 (1)	1:45.624 (1) 54.452 (3)		3:37.735 (2) 0.773	QF
3	4	FRA	207	AMIR Tahmasseb B.	53.037 (2) 1.865 53.037 (2)	1:46.752 (2) 1.128 53.715 (2)		3:38.989 (3) 2.027	??
4	7	CZE	154	POLIVKA Jiri	54.016 (4) 2.844 54.016 (4)	1:49.850 (5) 4.226 55.834 (5)		3:42.535 (4) 5.573	QF
5	3	SWE	581	ERIKSSON Johan	55.072 (6) 3.900 55.072 (6)	1:51.657 (6) 6.033 56.585 (6)		3:45.705 (5) 8.743	??
6	8	BLR	45	PETRUSHENKO Roman	53.543 (3) 2.371 53.543 (3)	1:49.139 (4) 3.515 55.596 (4)		3:46.205 (6) 9.243	??
7	1	JPN	358	SHIMAMURA Kenji	55.904 (8) 4.732 55.904 (8)	1:55.421 (7) 9.797 59.517 (7)		3:59.197 (7) 22.235	X
8	2	RSA	521	VAN ROOYEN Hein	55.480 (7) 4.308 55.480 (7)	1:57.247 (8) 11.623 1:01.767 (8)		4:05.566 (8) 28.604	X
9	9	GRE	277	VERENIDIS Estanislav	57.740 (9) 6.568 57.740 (9)	2:01.225 (9) 15.601 1:03.485 (9)		4:05.753 (9) 28.791	X

Progression: 1/2 + 3rd BT TO FINAL A, 3/4-3rdBT + 2BT TO FINAL B

Chief Official:	BEL	LEUKEMANS John	Course Umpire	ISR	AMPER Dan
Starter:	CAN	McCABE Peter	Course Umpire	-	-
Course Umpire	HUN	VASKUTI Istvan	Chief Finishing Line	CZE	BADUROVA Blanka

Weather Conditions	Air Temperature:	19 C	Wind Speed:	0.9/0.9 m/s	
	Water Temperature:	25 C	Conditions:	Sunny	Wind Direction:
	Humidity:	84%			NW / NW

Legend:

QF	Qualified for Final	*	False Start
QS	Qualified for Semi-final	DSQ	Disqualified
??	Not Clear	DSF	Did not Finish
X	Eliminated	DNS	Did not Start
C	Degree Celsius	m/s	Meter per second



Rank	Lane	Country	Bib	Name	250m	500m	750m	1000m	
1	5	GER	254	LIWOWSKI Lutz	51.890 (3) 1.029	1:45.141 (1)	2:41.174 (1)	3:35.246 (1)	QF
					51.890 (3)	53.251 (3)	56.033 (2)	54.072 (1)	
2	6	ARG	2	CORREA Javier	52.140 (4) 1.279	1:45.920 (3)	2:41.816 (2)	3:36.272 (2)	QF
					52.140 (4)	53.780 (4)	55.896 (1)	54.456 (3)	
3	4	GBR	225	BRABANTS Tim	51.413 (2) 0.552	1:45.527 (2)	2:42.893 (3)	3:37.185 (3)	??
					51.413 (2)	54.114 (5)	57.366 (4)	54.292 (2)	
4	3	ITA	343	MAJOCHHI Jacopo	55.003 (8) 4.142	1:46.833 (4)	2:43.533 (4)	3:39.759 (4)	QF
					55.003 (8)	51.830 (2)	56.700 (3)	56.226 (5)	
5	7	BRA	57	CUATTRIN Sebastian	52.404 (5) 1.543	1:48.819 (6)	2:46.620 (5)	3:41.558 (5)	??
					52.404 (5)	56.415 (7)	57.801 (5)	54.938 (4)	
6	8	SUI	561	FAEH Simon	52.679 (6) 1.818	1:47.778 (5)	2:46.887 (6)	3:45.235 (6)	??
					52.679 (6)	55.099 (6)	59.109 (6)	58.348 (7)	
7	1	AUT	24	BRIEDL Gunther	54.821 (7) 3.960	1:51.515 (7)	2:51.326 (7)	3:48.781 (7)	X
					54.821 (7)	56.694 (8)	59.811 (7)	57.455 (6)	
8	9	MDA	403	BITKA Valeriu	1:08.645 (9) 17.784	1:55.702 (8)	3:00.198 (8)	4:00.420 (8)	X
					1:08.645 (9)	47.057 (1)	1:04.496 (8)	1:00.222 (8)	
9	2	SLO	560	ZUPANCIC Jernej	50.861 (1) 50.861 (1)	1:59.723 (9) 14.582	3:14.103 (9) 32.929	4:27.677 (9) 52.431	X
						1:08.862 (9)	1:14.380 (9)	1:13.574 (9)	

Progression: 1/2 + 3rd BT TO FINAL A, 3/4-3rdBT + 2BT TO FINAL B

Chief Official:	BEL	LEUKEMANS John	Course Umpire	FRA	OYON Jean Louis
Starter:	CAN	McCABE Peter	Course Umpire	-	-
Course Umpire	GBR	BLAND Peter	Chief Finishing Line	CZE	BADUROVA Blanka

Weather Conditions	Air Temperature:	19 C	Wind Speed:	0.9/0.9 m/s		
	Water Temperature:	25 C	Conditions:	Sunny	Wind Direction:	NW / NW
	Humidity:	84%				

Legend:

QF	Qualified for Final	*	False Start
QS	Qualified for Semi-final	DSQ	Disqualified
??	Not Clear	DSF	Did not Finish
X	Eliminated	DNS	Did not Start
C	Degree Celsius	m/s	Meter per second

RESULTS

K1 1000m MEN - SEMIFINAL 4

Fri 30 Aug 2002

Race 75



Rank	Lane	Country	Bib	Name	250m	500m	750m	1000m	
1	5	HUN	283	BORHI Zsombor	50.257 (1)	1:45.038 (1)	2:41.637 (2)	3:35.762 (1)	QF
							0.181		
					50.257 (1)	54.781 (5)	56.599 (3)	54.125 (1)	
2	2	ISR	333	YELLIN Roei	54.573 (9)	1:45.883 (3)	2:41.456 (1)	3:35.869 (2)	QF
					4.316	0.845		0.107	
					54.573 (9)	51.310 (1)	55.573 (1)	54.413 (3)	
3	4	BEL	28	MAESEN Bob	51.739 (3)	1:45.577 (2)	2:42.492 (3)	3:36.929 (3)	??
					1.482	0.539	1.036	1.167	
					51.739 (3)	53.838 (2)	56.915 (6)	54.437 (4)	
4	7	YUG	648	JANIC Stjepan	53.562 (7)	1:49.499 (8)	2:45.718 (6)	3:40.002 (4)	QF
					3.305	4.461	4.262	4.240	
					53.562 (7)	55.937 (6)	56.219 (2)	54.284 (2)	
5	6	ESP	179	GONZALEZ Jovino	52.107 (4)	1:46.173 (4)	2:42.901 (4)	3:40.628 (5)	??
					1.850	1.135	1.445	4.866	
					52.107 (4)	54.066 (3)	56.728 (4)	57.727 (8)	
6	3	SVK	573	NEMEC Lubomir	52.346 (5)	1:48.479 (6)	2:45.348 (5)	3:41.455 (6)	??
					2.089	3.441	3.892	5.693	
					52.346 (5)	56.133 (7)	56.869 (5)	56.107 (7)	
7	8	CUB	136	MARTINEZ Lansy	53.100 (6)	1:47.417 (5)	2:46.243 (7)	3:42.128 (7)	X
					2.843	2.379	4.787	6.366	
					53.100 (6)	54.317 (4)	58.826 (7)	55.885 (6)	
8	1	UKR	612	MARKIN Borys	50.632 (2)	1:48.964 (7)	2:48.307 (8)	3:43.302 (8)	X
					0.375	3.926	6.851	7.540	
					50.632 (2)	58.332 (8)	59.343 (8)	54.995 (5)	
9	9	POR	484	FERNANDEZ Rui	53.828 (8)	1:52.606 (9)	2:52.693 (9)	3:52.287 (9)	X
					3.571	7.568	11.237	16.525	
					53.828 (8)	58.778 (9)	1:00.087 (9)	59.594 (9)	

Progression: 1/2 + 3rd BT TO FINAL A, 3/4-3rdBT + 2BT TO FINAL B

Chief Official:	BEL	LEUKEMANS John	Course Umpire	POL	PISZCZ Rafal
Starter:	CAN	McCABE Peter	Course Umpire	-	-
Course Umpire	NOR	WING Jan Bache	Chief Finishing Line	CZE	BADUROVA Blanka

Weather Conditions	Air Temperature:	21 C	Wind Speed:	0.9/0.9 m/s		
	Water Temperature:	25 C	Conditions:	Sunny	Wind Direction:	NW / NW
	Humidity:	70%				

Legend:

QF	Qualified for Final	*	False Start
QS	Qualified for Semi-final	DSQ	Disqualified
??	Not Clear	DSF	Did not Finish
X	Eliminated	DNS	Did not Start
C	Degree Celsius	m/s	Meter per second



Rank	Lane	Country	Bib	Name	250m	500m	750m	1000m	
1	5	AUS	8	BORCHERT Katrin	57.365 (1)	1:57.592 (1)	3:01.813 (1)	4:04.313 (1)	QF
					57.365 (1)	1:00.227 (2)	1:04.221 (2)	1:02.500 (1)	
2	6	GBR	229	DAVEY Tricia	58.002 (2)	1:59.026 (3)	3:03.575 (3)	4:06.852 (2)	QF
					0.637	1.434	1.762	2.539	
					58.002 (2)	1:01.024 (4)	1:04.549 (3)	1:03.277 (2)	
3	4	ISR	330	KARMI Lior	58.684 (3)	1:58.129 (2)	3:03.335 (2)	4:07.392 (3)	QF
					1.319	0.537	1.522	3.079	
					58.684 (3)	59.445 (1)	1:05.206 (4)	1:04.057 (3)	
4	7	NOR	434	BRANNSTEN Hege	1:00.935 (7)	2:03.296 (6)	3:07.472 (4)	4:11.959 (4)	QF
					3.570	5.704	5.659	7.646	
					1:00.935 (7)	1:02.361 (5)	1:04.176 (1)	1:04.487 (4)	
5	8	ESP	188	OSABA Amaia	1:00.469 (6)	2:01.315 (4)	3:07.762 (5)	4:13.845 (5)	QF
					3.104	3.723	5.949	9.532	
					1:00.469 (6)	1:00.846 (3)	1:06.447 (6)	1:06.083 (7)	
6	3	CHN	105	HE Jing	59.237 (4)	2:02.196 (5)	3:08.527 (6)	4:14.072 (6)	QF
					1.872	4.604	6.714	9.759	
					59.237 (4)	1:02.959 (6)	1:06.331 (5)	1:05.545 (5)	
7	2	NZL	441	POCOSK Katherine	59.820 (5)	2:04.116 (7)	3:11.143 (7)	4:17.218 (7)	QF
					2.455	6.524	9.330	12.905	
					59.820 (5)	1:04.296 (7)	1:07.027 (7)	1:06.075 (6)	
8	9	JPN	357	MARUYAMA Sayuri	1:03.278 (9)	2:10.481 (9)	3:18.450 (8)	4:24.587 (8)	??
					5.913	12.889	16.637	20.274	
					1:03.278 (9)	1:07.203 (8)	1:07.969 (8)	1:06.137 (8)	
9	1	KGZ	374	RIBALOVA Elena	1:02.514 (8)	2:10.178 (8)	3:21.827 (9)	4:32.660 (9)	X
					5.149	12.586	20.014	28.347	
					1:02.514 (8)	1:07.664 (9)	1:11.649 (9)	1:10.833 (9)	

Progression: 1/3 TO FINAL A,4/7 + 8th BT TO FINAL B, REST OUT

Chief Official:	BEL	LEUKEMANS John	Course Umpire	ISR	AMPER Dan
Starter:	CAN	McCABE Peter	Course Umpire	-	-
Course Umpire	HUN	VASKUTI Istvan	Chief Finishing Line	CZE	BADUROVA Blanka

Weather Conditions	Air Temperature:	21 C	Wind Speed:	0.9/0.9 m/s		
	Water Temperature:	25 C	Conditions:	Sunny	Wind Direction:	NW / NW
	Humidity:	70%				

Legend:

QF	Qualified for Final	*	False Start
QS	Qualified for Semi-final	DSQ	Disqualified
??	Not Clear	DSF	Did not Finish
X	Eliminated	DNS	Did not Start
C	Degree Celsius	m/s	Meter per second

RESULTS
K1 1000m WOMEN - SEMIFINAL 2

Fri 30 Aug 2002

Race 77



Rank	Lane	Country	Bib	Name	250m	500m	750m	1000m	
1	4	GER	262	WAGNER Katrin	58.216 (2) 0.203 58.216 (2)	1:58.463 (1) 1:00.247 (2)	3:02.153 (1) 1:03.690 (2)	4:06.099 (1) 1:03.946 (5)	QF
2	5	NED	426	BULK Nicole	1:00.316 (5) 2.303 1:00.316 (5)	1:59.478 (2) 1.015 59.162 (1)	3:03.776 (2) 1.623 1:04.298 (3)	4:07.906 (2) 1.807 1:04.130 (7)	QF
3	3	CZE	143	FUTEROVA Barbora	1:00.655 (6) 2.642 1:00.655 (6)	2:01.619 (5) 3.156 1:00.964 (3)	3:04.718 (3) 2.565 1:03.099 (1)	4:08.292 (3) 2.193 1:03.574 (3)	QF
4	6	POL	457	CZAJCZYNSKA Malgorzata	58.013 (1) 58.013 (1)	1:59.929 (3) 1.466 1:01.916 (5)	3:05.757 (4) 3.604 1:05.828 (4)	4:08.606 (4) 2.507 1:02.849 (1)	QF
5	7	BLR	40	BETS Alena	58.577 (3) 0.564 58.577 (3)	2:00.356 (4) 1.893 1:01.779 (4)	3:06.940 (5) 4.787 1:06.584 (5)	4:11.059 (5) 4.960 1:04.119 (6)	QF
6	2	UZB	640	MOSKALEVA Antonina	59.321 (4) 1.308 59.321 (4)	2:04.156 (6) 5.693 1:04.835 (9)	3:11.134 (6) 8.981 1:06.978 (7)	4:14.858 (6) 8.759 1:03.724 (4)	QF
7	8	POR	489	RODRIGUES Helena	1:01.383 (7) 3.370 1:01.383 (7)	2:05.015 (7) 6.552 1:03.632 (7)	3:11.782 (7) 9.629 1:06.767 (6)	4:15.352 (7) 9.253 1:03.570 (2)	QF
8	9	RUS	540	NIKOLAEVA Olga	1:01.552 (8) 3.539 1:01.552 (8)	2:05.540 (8) 7.077 1:03.988 (8)	3:13.077 (8) 10.924 1:07.537 (8)	4:20.164 (8) 14.065 1:07.087 (8)	??
9	1	SLO	558	PONOMARENKO Spela	1:03.822 (9) 5.809 1:03.822 (9)	2:06.035 (9) 7.572 1:02.213 (6)	3:16.739 (9) 14.586 1:10.704 (9)	4:25.327 (9) 19.228 1:08.588 (9)	X

Progression: 1/3 TO FINAL A, 4/7 + 8th BT TO FINAL B, REST OUT

Chief Official:	BEL	LEUKEMANS John	Course Umpire	FRA	OYON Jean Louis
Starter:	CAN	McCABE Peter	Course Umpire	-	-
Course Umpire	GBR	BLAND Peter	Chief Finishing Line	CZE	BADUROVA Blanka

Weather Conditions	Air Temperature:	21 C	Wind Speed:	0.9/0.9 m/s	
	Water Temperature:	25 C	Conditions:	Sunny	Wind Direction:
	Humidity:	70%			NW / NW

Legend:

QF	Qualified for Final	*	False Start
QS	Qualified for Semi-final	DSQ	Disqualified
??	Not Clear	DSF	Did not Finish
X	Eliminated	DNS	Did not Start
C	Degree Celsius	m/s	Meter per second

Rank	Lane	Country	Bib	Name	250m	500m	750m	1000m			
1	6	CAN	94	SCAROLA Mike	53.316 (2)	1:48.393 (2)	2:45.747 (2)	3:40.338 (1)	QF		
					81	DALTON Richard	0.341	0.779	1.244		
							53.316 (2)	55.077 (3)	57.354 (2)	54.591 (1)	
2	5	HUN	286	FURDOK Gabor	55.722 (4)	1:49.200 (3)	2:46.803 (3)	3:42.978 (2)	QF		
					290	HUTTNER Csaba	2.747	1.586	2.300	2.640	
							55.722 (4)	53.478 (1)	57.603 (4)	56.175 (2)	
3	2	FRA	218	LENOIR Jose	52.975 (1)	1:47.614 (1)	2:44.503 (1)	3:43.631 (3)	QF		
					215	LAVIGNE Yannick				3.293	
							52.975 (1)	54.639 (2)	56.889 (1)	59.128 (5)	
4	7	GER	253	KOBEL Lars	54.255 (3)	1:49.720 (4)	2:47.301 (4)	3:43.798 (4)	QF		
					261	UTESSE Stefan	1.280	2.106	2.798	3.460	
							54.255 (3)	55.465 (4)	57.581 (3)	56.497 (3)	
5	9	CHN	106	JING Ying	56.110 (5)	1:53.823 (7)	2:53.502 (6)	3:52.404 (5)	QF		
					112	QIU Sairong	3.135	6.209	8.999	12.066	
							56.110 (5)	57.713 (7)	59.679 (6)	58.902 (4)	
6	4	MEX	419	DEHESA Cristian	56.608 (6)	1:52.719 (5)	2:51.968 (5)	3:53.764 (6)	QF		
					423	ROMERO Antonio	3.633	5.105	7.465	13.426	
							56.608 (6)	56.111 (5)	59.249 (5)	1:01.796 (6)	
7	3	CZE	151	MACHAC Jan	57.131 (7)	1:53.388 (6)	2:53.868 (7)	4:00.140 (7)	QF		
					147	JIRASKY Viktor	4.156	5.774	9.365	19.802	
							57.131 (7)	56.257 (6)	1:00.480 (7)	1:06.272 (7)	
8	8	JPN	355	HIRAYAMA Hiroshi	57.474 (8)	2:02.866 (8)	3:17.341 (8)	4:24.971 (8)	??		
					360	TAKAKI Hiromichi	4.499	15.252	32.838	44.633	
							57.474 (8)	1:05.392 (8)	1:14.475 (8)	1:07.630 (8)	

Progression: 1/3 TO FINAL A, 4/7 + 8th BT TO FINAL B, REST OUT

Chief Official:	BEL	LEUKEMANS John	Course Umpire	POL	PISZCZ Rafal
Starter:	GER	STAHLSCHEMIDT Gunter	Course Umpire	-	-
Course Umpire	NOR	WING Jan Bache	Chief Finishing Line	CZE	BADUROVA Blanka

Weather Conditions	Air Temperature:	21 C	Wind Speed:	0.9/0.9 m/s		
	Water Temperature:	25 C	Conditions:	Sunny	Wind Direction:	NW / NW
	Humidity:	70%				

Legend:

QF	Qualified for Final	*	False Start
QS	Qualified for Semi-final	DSQ	Disqualified
??	Not Clear	DSF	Did not Finish
X	Eliminated	DNS	Did not Start
C	Degree Celsius	m/s	Meter per second

Fri 30 Aug 2002

Race 79



Rank	Lane	Country	Bib	Name	250m	500m	750m	1000m	
1	5	ROM	515	SIMIOCENCU Silviu	52.541 (1)	1:47.106 (1)	2:44.129 (1)	3:39.239 (1)	QF
			510	POPESCU Florin	52.541 (1)	54.565 (2)	57.023 (1)	55.110 (2)	
2	4	RUS	536	KOSTOGLIOD Alexandre	53.146 (2)	1:47.889 (2)	2:45.077 (2)	3:40.365 (2)	QF
			548	ULEGIN Serguei	0.605	0.783	0.948	1.126	
					53.146 (2)	54.743 (3)	57.188 (2)	55.288 (3)	
3	3	SVK	570	KUBICA Jan	54.427 (3)	1:48.518 (3)	2:46.838 (3)	3:42.692 (3)	QF
			575	PALES Peter	1.886	1.412	2.709	3.453	
					54.427 (3)	54.091 (1)	58.320 (4)	55.854 (4)	
4	6	BLR	41	BOGDANOVICH Aleksander	56.031 (6)	1:50.991 (4)	2:48.774 (4)	3:45.065 (4)	QF
			43	KURLANDCHIK Aleksander	3.490	3.885	4.645	5.826	
					56.031 (6)	54.960 (5)	57.783 (3)	56.291 (5)	
5	7	LAT	375	ANDREJEVS Dmitrijs	55.437 (5)	1:52.396 (7)	2:52.319 (6)	3:49.924 (5)	QF
			378	KLEMENTJEVS Jefimij	2.896	5.290	8.190	10.685	
					55.437 (5)	56.959 (7)	59.923 (6)	57.605 (6)	
6	9	AUS	13	MARCZAK Sebastian	55.031 (4)	1:52.123 (6)	2:53.413 (7)	3:51.471 (6)	QF
			11	EGAN Jason	2.490	5.017	9.284	12.232	
					55.031 (4)	57.092 (8)	1:01.290 (7)	58.058 (7)	
7	8	BRA	54	BORGES Antonio	57.254 (8)	1:53.795 (8)	3:00.744 (8)	3:52.611 (7)	QF
			62	SOUZA Rogerio	4.713	6.689	16.615	13.372	
					57.254 (8)	56.541 (6)	1:06.949 (8)	51.867 (1)	
8	2	ITA	350	TESTA Antonio	56.817 (7)	1:51.724 (5)	2:51.382 (5)	3:56.334 (8)	??
			335	BONINI Alberto	4.276	4.618	7.253	17.095	
					56.817 (7)	54.907 (4)	59.658 (5)	1:04.952 (8)	

Progression: 1/3 TO FINAL A, 4/7 + 8th BT TO FINAL B, REST OUT

Chief Official:	BEL	LEUKEMANS John	Course Umpire	ISR	AMPER Dan
Starter:	GER	STAHLSCHMIDT Gunter	Course Umpire	-	-
Course Umpire	HUN	VASKUTI Istvan	Chief Finishing Line	CZE	BADUROVA Blanka

Weather Conditions	Air Temperature:	21 C	Wind Speed:	0.9/0.9 m/s	
	Water Temperature:	25 C	Conditions:	Sunny	Wind Direction:
	Humidity:	70%			NW / NW

Legend:

QF	Qualified for Final	*	False Start
QS	Qualified for Semi-final	DSQ	Disqualified
??	Not Clear	DSF	Did not Finish
X	Eliminated	DNS	Did not Start
C	Degree Celsius	m/s	Meter per second

RESULTS

K2 1000m MEN - SEMIFINAL 1

Race 80



Fri 30 Aug 2002

Rank	Lane	Country	Bib	Name	250m	500m	750m	1000m	
1	5	HUN	305	VEREB Krisztian	48.025 (5)	1:36.658 (4)	2:27.010 (2)	3:16.681 (1)	QF
			306	VERECKEI Akos	1.422	1.567	1.635		
2	6	RUS	544	TICHTCHENKO Anatoli	46.603 (1)	1:35.091 (1)	2:25.375 (1)	3:17.594 (2)	QF
			532	GROUCHIKHINE Vladimir			0.913		
3	4	BUL	67	DIMITROV Marian	49.633 (7)	1:38.397 (6)	2:30.667 (6)	3:18.727 (3)	??
			73	STEFANOV Alekandar	3.030	3.306	5.292	2.046	
4	7	YUG	653	ZORIC Dragan	47.657 (4)	1:35.788 (2)	2:27.572 (3)	3:18.954 (4)	QF
			652	SOTI Jozef	1.054	0.697	2.197	2.273	
5	3	ESP	168	BAÑOS Pablo E.	47.277 (3)	1:48.560 (9)	2:28.970 (4)	3:21.074 (5)	??
			196	VINDEL Damian	0.674	13.469	3.595	4.393	
6	2	SUI	563	TOBLER Lukas	46.904 (2)	1:36.167 (3)	2:29.238 (5)	3:21.207 (6)	??
			562	KUNZ Johannes	0.301	1.076	3.863	4.526	
7	9	LAT	388	ZALUPE Kristaps	48.444 (6)	1:43.223 (8)	2:32.655 (7)	3:24.840 (7)	X
			379	LAZDENIEKS Arnis	1.841	8.132	7.280	8.159	
8	1	URU	624	DEUS Athavalpa	50.183 (8)	1:39.213 (7)	2:41.935 (8)	3:37.065 (8)	X
			621	CARDOZO Andres	3.580	4.122	16.560	20.384	
9	8	IRI	316	SAMARY Babak	51.394 (9)	1:36.992 (5)	2:49.888 (9)	3:50.044 (9)	X
			315	MILAD Mohsen	4.791	1.901	24.513	33.363	
					51.394 (9)	45.598 (1)	1:12.896 (9)	1:00.156 (9)	

Progression: 1/2 + 3rd BT TO F- A, 3/4-3rdBT + 2BT TO F- B, REST OUT

Chief Official:	BEL	LEUKEMANS John	Course Umpire	FRA	OYON Jean Louis
Starter:	GER	STAHLSCHMIDT Gunter	Course Umpire	-	-
Course Umpire	GBR	BLAND Peter	Chief Finishing Line	CZE	BADUROVA Blanka

Weather Conditions	Air Temperature:	21 C	Wind Speed:	0.9/0.9 m/s		
	Water Temperature:	25 C	Conditions:	Sunny	Wind Direction:	NW / NW
	Humidity:	70%				

Legend:

QF	Qualified for Final	*	False Start
QS	Qualified for Semi-final	DSQ	Disqualified
??	Not Clear	DSF	Did not Finish
X	Eliminated	DNS	Did not Start
C	Degree Celsius	m/s	Meter per second

RESULTS

K2 1000m MEN - SEMIFINAL 2

Fri 30 Aug 2002

Race 81



Rank	Lane	Country	Bib	Name	250m	500m	750m	1000m		
1	6	SVK	569	KADNAR Juraj	48.121 (4)	1:36.789 (2)	2:28.106 (2)	3:19.277 (1)	QF	
					1.483	0.224	0.382			
					48.121 (4)	48.668 (2)	51.317 (2)	51.171 (4)		
2	5	NOR	437	FJELDHEIN Nils	49.165 (6)	1:37.042 (3)	2:27.724 (1)	3:20.210 (2)	QF	
					2.527	0.477	0.933			
					49.165 (6)	47.877 (1)	50.682 (1)	52.486 (5)		
3	4	ITA	334	BENEDINI Franco	48.661 (5)	1:37.508 (4)	2:30.330 (3)	3:21.097 (3)	??	
					2.023	0.943	2.606	1.820		
					48.661 (5)	48.847 (3)	52.822 (3)	50.767 (3)		
4	2	IRL	321	MALONEY Brendan	47.615 (3)	1:38.412 (6)	2:37.507 (6)	3:23.337 (4)	QF	
					0.977	1.847	9.783	4.060		
					47.615 (3)	50.797 (6)	59.095 (7)	45.830 (2)		
5	7	USA	631	MOONEY John	46.638 (1)	1:36.565 (1)	2:30.638 (4)	3:23.803 (5)	??	
					636	WOLSKI Bartosz	2.914	4.526		
					46.638 (1)	49.927 (4)	54.073 (5)	53.165 (6)		
6	3	NZL	443	WALILER Mike	47.066 (2)	1:37.847 (5)	2:31.178 (5)	3:24.470 (6)	??	
					448	LONGOILL Peter	0.428	1.282	3.454	5.193
					47.066 (2)	50.781 (5)	53.331 (4)	53.292 (7)		
7	8	VEN	644	RONDON Jose G.	50.960 (8)	1:42.538 (8)	2:56.808 (8)	3:30.706 (7)	X	
					643	PRADA Alberto	4.322	5.973	29.084	11.429
					50.960 (8)	51.578 (8)	1:14.270 (8)	33.898 (1)		
8	9	JPN	354	EGUCHI Takahiko	49.757 (7)	1:41.218 (7)	2:37.822 (7)	3:32.466 (8)	X	
					356	MARUYAMA Ryohei	3.119	4.653	10.098	13.189
					49.757 (7)	51.461 (7)	56.604 (6)	54.644 (8)		
1		COL	128	MILLER Jose					DSQ	
			130	ROJO Alejandro						

Progression: 1/2 + 3rd BT TO F- A, 3/4-3rdBT + 2BT TO F- B, REST OUT

Chief Official:	BEL	LEUKEMANS John	Course Umpire	POL	PISZCZ Rafal
Starter:	GER	STAHLSCHEMIDT Gunter	Course Umpire	-	-
Course Umpire	NOR	WING Jan Bache	Chief Finishing Line	CZE	BADUROVA Blanka

Weather Conditions	Air Temperature:	21 C	Wind Speed:	0.9/0.9 m/s		
	Water Temperature:	25 C	Conditions:	Sunny	Wind Direction:	NW / NW
	Humidity:	70%				

Legend:

QF	Qualified for Final	*	False Start
QS	Qualified for Semi-final	DSQ	Disqualified
??	Not Clear	DSF	Did not Finish
X	Eliminated	DNS	Did not Start
C	Degree Celsius	m/s	Meter per second



Rank	Lane	Country	Bib	Name	250m	500m	750m	1000m	
1	4	DEN	160	WRAAE KNUDSEN Kim	46.909 (1)	1:35.711 (1)	2:26.571 (1)	3:16.864 (1)	QF
			161	KONGSGAARD Mads	46.909 (1)	48.802 (4)	50.860 (1)	50.293 (3)	
2	3	POL	479	WYSOCKI Adam	48.362 (4)	1:36.880 (3)	2:28.952 (3)	3:17.957 (2)	QF
			476	TWARDOWSKI Marek	1.453	1.169	2.381	1.093	
					48.362 (4)	48.518 (3)	52.072 (4)	49.005 (1)	
3	5	GER	250	HERSZEL Marko	47.683 (3)	1:36.079 (2)	2:27.877 (2)	3:18.877 (3)	??
			263	WESTPHALEN Mark	0.774	0.368	1.306	2.013	
					47.683 (3)	48.396 (2)	51.798 (2)	51.000 (5)	
4	7	FRA	213	GOURICHON Stephane	47.268 (2)	1:37.425 (4)	2:30.625 (5)	3:21.177 (4)	QF
			212	GAUTHIER Frederic	0.359	1.714	4.054	4.313	
					47.268 (2)	50.157 (5)	53.200 (6)	50.552 (4)	
5	6	LTU	393	LANKAS Mindaugas	48.769 (5)	1:39.445 (6)	2:32.372 (6)	3:22.177 (5)	??
			399	VAICIKONIS Vytautas	1.860	3.734	5.801	5.313	
					48.769 (5)	50.676 (6)	52.927 (5)	49.805 (2)	
6	2	FIN	199	KESO Mikko	55.666 (9)	1:37.922 (5)	2:29.898 (4)	3:22.530 (6)	??
			201	MIKKONEN Kalle	8.757	2.211	3.327	5.666	
					55.666 (9)	42.256 (1)	51.976 (3)	52.632 (6)	
7	1	MYA	425	PHONE Myint Tazar	49.219 (6)	1:41.921 (7)	2:39.113 (7)	3:36.276 (7)	X
			424	KHIN Maung Myint	2.310	6.210	12.542	19.412	
					49.219 (6)	52.702 (7)	57.192 (7)	57.163 (8)	
8	8	GRE	270	NICOLAOU Christos	50.664 (7)	1:47.754 (8)	2:46.264 (8)	3:43.142 (8)	X
			278	VUMPBRANIETS Ian	3.755	12.043	19.693	26.278	
					50.664 (7)	57.090 (8)	58.510 (8)	56.878 (7)	
9	9	IRQ	328	MUAID Abdul Latif	51.469 (8)	1:55.071 (9)	2:56.301 (9)	3:56.733 (9)	X
			327	HAIDAR Nozad	4.560	19.360	29.730	39.869	
					51.469 (8)	1:03.602 (9)	1:01.230 (9)	1:00.432 (9)	

Progression: 1/2 + 3rd BT TO F- A, 3/4-3rdBT + 2BT TO F- B, REST OUT

Chief Official:	BEL	LEUKEMANS John	Course Umpire	ISR	AMPER Dan
Starter:	GER	STAHLSCHMIDT Gunter	Course Umpire	-	-
Course Umpire	HUN	VASKUTI Istvan	Chief Finishing Line	CZE	BADUROVA Blanka

Weather Conditions	Air Temperature:	23 C	Wind Speed:	1.1/1.1 m/s		
	Water Temperature:	25 C	Conditions:	Sunny	Wind Direction:	NW / NW
	Humidity:	63%				

Legend:

QF	Qualified for Final	*	False Start
QS	Qualified for Semi-final	DSQ	Disqualified
??	Not Clear	DSF	Did not Finish
X	Eliminated	DNS	Did not Start
C	Degree Celsius	m/s	Meter per second



Rank	Lane	Country	Bib	Name	250m	500m	750m	1000m	
1	5	SWE	586	NILSSON Henrik	46.229 (1)	1:35.155 (1)	2:26.564 (1)	3:17.047 (1)	QF
			589	OSKARSSON Marcus	46.229 (1)	48.926 (2)	51.409 (2)	50.483 (3)	
2	6	GBR	242	WYNNE Ian	46.872 (2)	1:35.827 (2)	2:27.157 (2)	3:17.314 (2)	QF
			227	DARBY-DOWMAN Paul	46.872 (2)	48.955 (3)	51.330 (1)	50.157 (2)	
3	3	SLO	560	ZUPANCIC Jernej	48.192 (5)	1:36.697 (3)	2:28.443 (3)	3:17.807 (3)	??
			556	JAZBEC Jaka	48.192 (5)	48.505 (1)	51.746 (3)	49.364 (1)	
4	4	AUS	22	WALLACE Ken	47.787 (4)	1:37.406 (4)	2:29.847 (4)	3:21.720 (4)	QF
			9	COLOMB Keith	47.787 (4)	49.619 (4)	52.441 (4)	51.873 (6)	
5	1	POR	486	GONCALVES Luciano	47.300 (3)	1:37.951 (5)	2:31.495 (5)	3:23.127 (5)	??
			482	CORREIRA Leonel	47.300 (3)	50.651 (5)	53.544 (6)	51.632 (5)	
6	8	CAN	91	POTHIER Jean C.	48.597 (6)	1:39.559 (6)	2:32.541 (6)	3:24.147 (6)	??
			93	SAUVE Dominic	48.597 (6)	50.962 (7)	52.982 (5)	51.606 (4)	
7	7	CHN	113	QU Xianwu	49.341 (7)	1:40.641 (7)	2:34.232 (7)	3:29.756 (7)	X
			110	LIU Mingguang	49.341 (7)	51.300 (8)	53.591 (7)	55.524 (7)	
8	2	RSA	522	MELCK Markus	50.699 (8)	1:41.434 (8)	2:39.108 (8)	3:36.949 (8)	X
			521	VAN ROOYEN Hein	50.699 (8)	50.735 (6)	57.674 (8)	57.841 (8)	
9	9	PUR	497	RUIZ Victor	52.102 (9)	1:47.831 (9)	2:47.714 (9)	3:47.098 (9)	X
			494	JIMENEZ Francisco	52.102 (9)	55.729 (9)	59.883 (9)	59.384 (9)	

Progression: 1/2 + 3rd BT TO F- A, 3/4-3rdBT + 2BT TO F- B, REST OUT

Chief Official:	BEL	LEUKEMANS John	Course Umpire	FRA	OYON Jean Louis
Starter:	GER	STAHLSCHMIDT Gunter	Course Umpire	-	-
Course Umpire	GBR	BLAND Peter	Chief Finishing Line	CZE	BADUROVA Blanka

Weather Conditions	Air Temperature:	23 C	Wind Speed:	1.1/1.1 m/s		
	Water Temperature:	25 C	Conditions:	Sunny	Wind Direction:	NW / NW
	Humidity:	63%				

Legend:

QF	Qualified for Final	*	False Start
QS	Qualified for Semi-final	DSQ	Disqualified
??	Not Clear	DSF	Did not Finish
X	Eliminated	DNS	Did not Start
C	Degree Celsius	m/s	Meter per second

RESULTS

K2 1000m WOMEN - SEMIFINAL 1

Fri 30 Aug 2002

Race 84



Rank	Lane	Country	Bib	Name	250m	500m	750m	1000m	
1	6	POL	469	PYZALSKA Iwona	53.498 (2)	1:49.581 (2)	2:48.788 (2)	3:45.498 (1)	QF
			466	KUCZKOWSKA Dorota	0.453	0.490	0.920		
2	5	BUL	66	DACHEVA Delyana	53.045 (1)	1:49.091 (1)	2:47.868 (1)	3:46.291 (2)	QF
			72	PINDZEVA Bonka				0.793	
3	4	RUS	528	ERCHOVA Elena	54.076 (3)	1:50.156 (3)	2:49.762 (3)	3:47.664 (3)	QF
			545	TISSINA Elena	1.031	1.065	1.894	2.166	
4	3	ROM	512	RUSANESCU Lidia	55.784 (5)	1:51.443 (4)	2:51.382 (4)	3:49.064 (4)	QF
			517	VULPES Florica	2.739	2.352	3.514	3.566	
5	7	ITA	340	FAGIOLI Alice	56.109 (6)	1:53.700 (6)	2:52.551 (6)	3:49.118 (5)	QF
			349	SGROI Fabiana	3.064	4.609	4.683	3.620	
6	9	FIN	205	SJOBERG Filippa	55.135 (4)	1:52.248 (5)	2:51.877 (5)	3:49.484 (6)	QF
			197	HONKANEN Jenni	2.090	3.157	4.009	3.986	
7	2	INA	310	SUHARTATI	57.682 (7)	1:57.275 (7)	3:00.601 (7)	4:01.456 (7)	QF
			309	SARCE Aronggear	4.637	8.184	12.733	15.958	
1	1	BIH	34	SUPUKOVIC Elizabeta	57.682 (7)	59.593 (7)	1:03.326 (7)	1:00.855 (7)	DNS
			32	MASLESA Aleksandra					

Progression: 1/3 TO FINAL A,4/7 + 8th BT TO FINAL B, REST OUT

Chief Official:	BEL	LEUKEMANS John	Course Umpire	POL	PISZCZ Rafal
Starter:	GER	STAHLSCHMIDT Gunter	Course Umpire	-	-
Course Umpire	NOR	WING Jan Bache	Chief Finishing Line	CZE	BADUROVA Blanka

Weather Conditions	Air Temperature:	23 C	Wind Speed:	1.1/1.1 m/s		
	Water Temperature:	25 C	Conditions:	Sunny	Wind Direction:	NW / NW
	Humidity:	63%				

Legend:

QF	Qualified for Final	*	False Start
QS	Qualified for Semi-final	DSQ	Disqualified
??	Not Clear	DSF	Did not Finish
X	Eliminated	DNS	Did not Start
C	Degree Celsius	m/s	Meter per second

RESULTS

K2 1000m WOMEN - SEMIFINAL 2

Race 85



Fri 30 Aug 2002

Rank	Lane	Country	Bib	Name	250m	500m	750m	1000m	
1	4	ESP	191	SANCHEZ Belen	53.498 (1)	1:50.131 (1)	2:49.506 (2)	3:46.625 (1)	QF
			176	GARCIA Maria I.			0.247		
2	5	CHN	103	GAO Yi	55.026 (3)	1:50.855 (3)	2:52.910 (4)	3:47.564 (2)	QF
			102	FAN Lina	1.528	0.724	3.651	0.939	
3	6	ISR	332	PESSAKHOVITCH Larissa	55.026 (3)	55.829 (1)	1:02.055 (4)	54.654 (2)	
			329	GAFNI Adi					
4	2	NOR	435	LINOTNER Marita	54.582 (2)	1:50.536 (2)	2:54.666 (5)	3:47.831 (3)	QF
			433	FEVANG Ellen	1.084	0.405	5.407	1.206	
5	3	YUG	651	SOLAC Branka	55.508 (4)	1:53.747 (5)	2:49.259 (1)	3:51.604 (4)	QF
			650	PANDA Antonija	2.010	3.616		4.979	
6	8	JPN	359	TAKAHASHI Hiromi	55.508 (4)	58.239 (5)	55.512 (1)	1:02.345 (6)	
			361	TSUNA Azusa					
7	9	NZL	439	SNOWDEN Danielle	56.364 (5)	1:53.208 (4)	2:49.875 (3)	3:57.003 (5)	QF
			449	MORRISON Trinity	2.866	3.077	0.616	10.378	
8	7	GRE	267	DIALETARA Violeta	56.364 (5)	56.844 (4)	56.667 (2)	1:07.128 (8)	
			275	TSAMOPOULOU Chrisa					

Progression: 1/3 TO FINAL A,4/7 + 8th BT TO FINAL B, REST OUT

Chief Official:	BEL	LEUKEMANS John	Course Umpire	ISR	AMPER Dan
Starter:	GER	STAHLSCHMIDT Gunter	Course Umpire	-	-
Course Umpire	HUN	VASKUTI Istvan	Chief Finishing Line	CZE	BADUROVA Blanka

Weather Conditions	Air Temperature:	23 C	Wind Speed:	1.1/1.1 m/s		
	Water Temperature:	25 C	Conditions:	Sunny	Wind Direction:	NW / NW
	Humidity:	63%				

Legend:

QF	Qualified for Final	*	False Start
QS	Qualified for Semi-final	DSQ	Disqualified
??	Not Clear	DSF	Did not Finish
X	Eliminated	DNS	Did not Start
C	Degree Celsius	m/s	Meter per second

RESULTS
 C4 1000m MEN - SEMIFINAL 1

Fri 30 Aug 2002

Race 86



Rank	Lane	Country	Bib	Name	250m	500m	750m	1000m	
1	4	CZE	156	SIMECEK Zdenek	50.525 (1)	1:44.424 (2)	2:40.422 (2)	3:33.336 (1)	QF
			144	HELLER Jiri		0.210	0.496		
			140	BRECKA Jan	50.525 (1)	53.899 (3)	55.998 (2)	52.914 (1)	
			152	MINARIK Martin					
2	5	UKR	620	ZERKAL Petro	50.802 (2)	1:44.214 (1)	2:40.906 (3)	3:33.876 (2)	QF
			610	LITVINENKO Oleksandr		0.277	0.980	0.540	
			606	DOBROTVORSKII Victor	50.802 (2)	53.412 (1)	56.692 (3)	52.970 (2)	
			617	SHPAK Oleksiy					
3	3	ESP	192	VALES Xose	51.166 (3)	1:44.682 (3)	2:39.926 (1)	3:35.056 (3)	QF
			173	CURBEIRA David		0.641	0.468	1.720	
			171	CARRAZEDO Jorge	51.166 (3)	53.516 (2)	55.244 (1)	55.130 (4)	
			174	GLAVAN Marcel					
4	6	LTU	392	LABUCKAS Raimondas	51.696 (4)	1:46.709 (4)	2:43.894 (4)	3:38.382 (4)	X
			398	SUKLIN Jevgenij		1.171	2.495	3.968	5.046
			396	PROCHOROV Kiril	51.696 (4)	55.013 (4)	57.185 (4)	54.488 (3)	
			397	REKSNYS Kazimieras					
5	2	BRA	53	BORGES Andre	52.321 (5)	1:52.780 (5)	2:57.360 (5)	3:58.893 (5)	X
			59	FILHO Lourival		1.796	8.566	17.434	25.557
			37	NOVAES Fabio	52.321 (5)	1:00.459 (5)	1:04.580 (5)	1:01.533 (5)	
			61	RAMOS Euvaldo					

Progression: 1/3 TO FINAL, REST OUT

Chief Official:	BEL	LEUKEMANS John	Course Umpire	FRA	OYON Jean Louis
Starter:	BEL	JANSSENS Etienne	Course Umpire	-	-
Course Umpire	GBR	BLAND Peter	Chief Finishing Line	CZE	BADUROVA Blanka

Weather Conditions	Air Temperature:	23 C	Wind Speed:	1.1/1.1 m/s		
	Water Temperature:	25 C	Conditions:	Sunny	Wind Direction:	NW / NW
	Humidity:	63%				

Legend:

QF	Qualified for Final	*	False Start
QS	Qualified for Semi-final	DSQ	Disqualified
??	Not Clear	DSF	Did not Finish
X	Eliminated	DNS	Did not Start
C	Degree Celsius	m/s	Meter per second

RESULTS

K4 1000m MEN - SEMIFINAL 1

Fri 30 Aug 2002

Race 87



Rank	Lane	Country	Bib	Name	250m	500m	750m	1000m	
1	5	SVK	576	RISZDORFER Michal	43.139 (2)	1:26.710 (2)	2:13.063 (2)	2:58.406 (1)	QF
			578	VICEK Erik	0.282	0.464	0.660		
			564	BACA Jurak	43.139 (2)	43.571 (4)	46.353 (2)	45.343 (5)	
			577	RISZDORFER Richard					
2	7	ITA	347	ROSSI Antonio	43.907 (4)	1:27.140 (3)	2:14.011 (3)	2:59.246 (2)	QF
			336	BONOMI Bieniamino	1.050	0.894	1.608	0.840	
			345	PIEMONTE Luca	43.907 (4)	43.233 (1)	46.871 (3)	45.235 (4)	
			339	FACCHIN Andrea					
3	4	ESP	166	ACUÑA Jaime	44.301 (5)	1:28.779 (5)	2:16.052 (5)	3:00.419 (3)	QF
			178	GONZALEZ Aike	1.444	2.533	3.649	2.013	
			167	AIZPURUA Oier	44.301 (5)	44.478 (5)	47.273 (5)	44.367 (3)	
			186	MUÑOZ Manuel					
4	2	ROM	501	BABAN Marian	42.857 (1)	1:26.246 (1)	2:12.403 (1)	3:00.586 (4)	QF
			507	MAGYAR Geza				2.180	
			509	PETCU Sorin	42.857 (1)	43.389 (2)	46.157 (1)	48.183 (8)	
			505	CURUZAN Vasile					
5	6	POL	475	SZALKOWSKI Lukasz	43.536 (3)	1:28.258 (4)	2:15.226 (4)	3:01.032 (5)	QF
			460	GLAZEWSKI Rafal	0.679	2.012	2.823	2.626	
			456	BIALKOWSKI Dariusz	43.536 (3)	44.722 (7)	46.968 (4)	45.806 (6)	
			467	MENDELSKI Tomasz					
6	3	CZE	146	HOTTMAR Pavel	44.771 (6)	1:29.480 (6)	2:18.175 (6)	3:02.366 (6)	QF
			158	ZARUBA Radek	1.914	3.234	5.772	3.960	
			145	HOLUBAR Pavel	44.771 (6)	44.709 (6)	48.695 (6)	44.191 (2)	
			157	SVAB Filip					
7	8	BRA	55	CAMPOS Carlos	45.430 (7)	1:30.452 (8)	2:25.090 (8)	3:04.032 (7)	QF
			56	CAUMO Roger	2.573	4.206	12.687	5.626	
			63	SZUBSKI Sebastian	45.430 (7)	45.022 (8)	54.638 (8)	38.942 (1)	
			58	DEMARCHI Fabio					
8	1	CAN	80	CUTHBERT Ryan	46.566 (9)	1:30.059 (7)	2:19.947 (7)	3:05.845 (8)	??
			87	JORENS Steven	3.709	3.813	7.544	7.439	
			82	DOBER JR Richard	46.566 (9)	43.493 (3)	49.888 (7)	45.898 (7)	
			92	RUSU Jason					
9	9	IRL	325	STREVENS Adam	46.135 (8)	1:34.535 (9)		3:14.721 (9)	X
			319	EGAN Peter	3.278	8.289		16.315	
			318	BRIODY Jason	46.135 (8)	48.400 (9)			
			326	STREVENS Roger					

Progression: 1/3 TO FINAL A, 4/7 + 8th BT TO FINAL B, REST OUT

Chief Official:	BEL	LEUKEMANS John	Course Umpire	POL	PISZCZ Rafal
Starter:	BEL	JANSSENS Etienne	Course Umpire	-	-
Course Umpire	NOR	WING Jan Bache	Chief Finishing Line	CZE	BADUROVA Blanka

Weather Conditions	Air Temperature:	27 C	Wind Speed:	0.4/0.4 m/s	
	Water Temperature:	26 C	Conditions:	Sunny	Wind Direction:
	Humidity:	51%			SE / SE

Legend:

QF	Qualified for Final	*	False Start
QS	Qualified for Semi-final	DSQ	Disqualified
??	Not Clear	DSF	Did not Finish
X	Eliminated	DNS	Did not Start
C	Degree Celsius	m/s	Meter per second

RESULTS

K4 1000m MEN - SEMIFINAL 2

Fri 30 Aug 2002

Race 88



Rank	Lane	Country	Bib	Name	250m	500m	750m	1000m	
1	6	BUL	70	KASANOV Milko	43.393 (2)	1:26.569 (1)	2:12.659 (1)	2:58.463 (1)	QF
			68	HRISTOV Ivan	0.512				
			74	YORDANOV Yordan	43.393 (2)	43.176 (1)	46.090 (1)	45.804 (6)	
			71	MERKOV Petar					
2	5	NOR	436	NAESS Mattis	43.737 (3)	1:27.750 (2)	2:14.694 (2)	3:00.022 (2)	QF
			430	WEFALD Alex	0.856	1.181	2.035	1.559	
			438	FEVANG Per	43.737 (3)	44.013 (2)	46.944 (4)	45.328 (4)	
			431	GJERSOE Andreas					
3	7	AUS	10	DEAN Justin	44.719 (5)	1:29.149 (5)	2:16.481 (4)	3:00.396 (3)	QF
			15	MARTIN Simon	1.838	2.580	3.822	1.933	
			20	RHODES David	44.719 (5)	44.430 (3)	47.332 (5)	43.915 (1)	
			21	RODGERS Craig					
4	4	RUS	533	IVANIK Alexander	42.881 (1)	1:28.914 (4)	2:15.627 (3)	3:00.569 (4)	QF
			547	TOURCHENKOV Denis		2.345	2.968	2.106	
			530	GOROBIY Oleg	42.881 (1)	46.033 (6)	46.713 (3)	44.942 (3)	
			551	ZAROUBIN Roman					
5	3	FRA	214	HUGUET Cyril	44.143 (4)	1:28.694 (3)	2:17.275 (5)	3:02.962 (5)	QF
			219	MAILLOTTE Nicolas	1.262	2.125	4.616	4.499	
			221	PREAUX Eric	44.143 (4)	44.551 (4)	48.581 (8)	45.687 (5)	
			210	BOCCON Maxime					
6	2	SWE	592	SVENSSON Anders	45.070 (6)	1:31.259 (6)	2:19.946 (8)	3:04.635 (6)	QF
			582	GUSTAVSSON Anders	2.189	4.690	7.287	6.172	
			583	HALLKVIST Erik	45.070 (6)	46.189 (8)	48.687 (9)	44.689 (2)	
			585	LINDBERG Erik					
7	1	CHN	109	LIU Haitao	45.493 (7)	1:31.664 (7)	2:19.243 (7)	3:06.302 (7)	QF
			115	WAN Wenjie	2.612	5.095	6.584	7.839	
			108	LIN Yongjing	45.493 (7)	46.171 (7)	47.579 (6)	47.059 (7)	
			114	SONG Zhongdo					
8	8	GBR	232	FOWLER Nick	46.309 (9)	1:31.933 (8)	2:18.304 (6)	3:06.988 (8)	??
			230	ELDRIDGE Glen	3.428	5.364	5.645	8.525	
			241	WILSON Joel	46.309 (9)	45.624 (5)	46.371 (2)	48.684 (9)	
			228	DARBY-DOWMAN Richard					
9	9	POR	487	JESUS Sergio	45.908 (8)	1:32.332 (9)	2:20.633 (9)	3:08.675 (9)	X
			485	GOMES Pedro	3.027	5.763	7.974	10.212	
			483	FERNANDEZ David	45.908 (8)	46.424 (9)	48.301 (7)	48.042 (8)	
			490	SANTOS Nuno					

Progression: 1/3 TO FINAL A, 4/7 + 8th BT TO FINAL B, REST OUT

Chief Official:	BEL	LEUKEMANS John	Course Umpire	ISR	AMPER Dan
Starter:	BEL	JANSSENS Etienne	Course Umpire	-	-
Course Umpire	HUN	VASKUTI Istvan	Chief Finishing Line	CZE	BADUROVA Blanka

Weather Conditions	Air Temperature:	27 C	Wind Speed:	0.4/0.4 m/s		
	Water Temperature:	26 C	Conditions:	Sunny	Wind Direction:	SE / SE
	Humidity:	51%				

Legend:

QF	Qualified for Final	*	False Start
QS	Qualified for Semi-final	DSQ	Disqualified
??	Not Clear	DSF	Did not Finish
X	Eliminated	DNS	Did not Start
C	Degree Celsius	m/s	Meter per second



Fri 30 Aug 2002

Rank	Lane	Country	Bib	Name	250m	500m	
1	5	RUS	542	PORYVAEVA Galina	48.349 (5)	1:34.401 (1)	QF
			545	TISSINA Elena	1.584		
			528	ERCHOVA Elena	48.349 (5)	46.052 (1)	
			531	GOULI Natalia			
2	3	UKR	607	FIKILISOVA Nataly	47.531 (3)	1:34.861 (2)	QF
			615	OSIPENKO Inna	0.766	0.460	
			605	CHEREVATOVA Olena	47.531 (3)	47.330 (3)	
			601	BALABONOVA Hanna			
3	7	CAN	85	HOPKINS Sara	49.456 (7)	1:35.514 (3)	QF
			83	FURNEAUX Karen	2.691	1.113	
			89	LIGHTBOUND Carrie	49.456 (7)	46.058 (2)	
			86	JAIN Kamini			
4	6	BLR	42	BONDARENKO Natalia	48.710 (6)	1:36.168 (4)	QF
			40	BETS Alena	1.945	1.767	
			49	VAKULA Svetlana	48.710 (6)	47.458 (4)	
			36	BAKUNOVA Alesia			
5	4	CHN	102	FAN Lina	47.867 (4)	1:36.281 (5)	QF
			103	GAO Yi	1.102	1.880	
			117	XU Linbei	47.867 (4)	48.414 (6)	
			121	ZHONG Hongyan			
6	2	FRA	220	MARIE Nathalie	47.187 (2)	1:37.721 (6)	QF
			222	THIBAUT Emmanuelle	0.422	3.320	
			223	VIARD Anne L.	47.187 (2)	50.534 (7)	
			217	LEFEBVRE Christelle			
7	8	SWE	593	TYBORN Moa	50.402 (8)	1:37.861 (7)	QF
			588	NYMAN Ylva	3.637	3.460	
			580	ADLERS Johanna	50.402 (8)	47.459 (5)	
			587	NORDLOLV Josefin			
8	1	POR	481	AZEVEDO Elisabete	46.765 (1)	1:41.134 (8)	??
			480	ALMEIDA Veronica		6.733	
			488	PEREIRA Monica	46.765 (1)	54.369 (9)	
			491	SOUSA Joana			
9	9	USA	630	MIJALIS Marie	50.884 (9)	1:41.947 (9)	X
			634	REED Sonrisa	4.119	7.546	
			628	LENZNER Erica	50.884 (9)	51.063 (8)	
			635	UEBEL Nicole			

Progression: 1/3 TO FINAL A, 4/7 + 8th BT TO FINAL B, REST OUT

Chief Official:	BEL	LEUKEMANS John	Course Umpire	FRA	OYON Jean Louis
Starter:	BEL	JANSSENS Etienne	Course Umpire	-	-
Course Umpire	GBR	BLAND Peter	Chief Finishing Line	CZE	BADUROVA Blanka

Weather Conditions	Air Temperature:	30 C	Wind Speed:	2.7/2.7 m/s	
	Water Temperature:	27 C	Conditions:	Sunny	Wind Direction:
	Humidity:	38%			SW / SW


Legend:

QF	Qualified for Final	*	False Start
QS	Qualified for Semi-final	DSQ	Disqualified
??	Not Clear	DSF	Did not Finish
X	Eliminated	DNS	Did not Start
C	Degree Celsius	m/s	Meter per second

RESULTS
K4 500m WOMEN - SEMIFINAL 2

Fri 30 Aug 2002

Race 90



Rank	Lane	Country	Bib	Name	250m	500m	
1	4	POL	473	SKOWRON Joanna	52.897 (8)	1:31.965 (1)	QF
			471	SADALSKA Karolina	6.711		
			455	BIALKOWSKA Aneta	52.897 (8)	39.068 (2)	
			468	PASTUSZKA Aneta			
2	5	ROM	508	MATEESCU Anca	48.273 (6)	1:33.145 (2)	QF
			517	VULPES Florica	2.087	1.180	
			512	RUSANESCU Lidia	48.273 (6)	44.872 (4)	
			502	CIOBANU Mariana			
3	6	AUS	16	MEEK Chantal	46.612 (2)	1:33.491 (3)	QF
			19	RANKIN Amanda	0.426	1.526	
			17	OLDENHOF Lisa	46.612 (2)	46.879 (5)	
			12	HARVEY Paula			
4	2	UZB	640	MOSKALEVA Antonina	50.316 (7)	1:33.624 (4)	QF
			638	BORZOVA Yuliya	4.130	1.659	
			639	LEVINA Tatyana	50.316 (7)	43.308 (3)	
			641	PISHULINA Nadejda			
5	8	NED	428	ROOS Femke	47.483 (4)	1:35.351 (5)	QF
			427	HAAZE Eef	1.297	3.386	
			429	YOSEF Tamara	47.483 (4)	47.868 (6)	
			426	BULK Nicole			
6	7	ITA	346	RICCIOTTI Anna	47.024 (3)	1:35.524 (6)	QF
			340	FAGIOLI Alice	0.838	3.559	
			344	PALLA Monica	47.024 (3)	48.500 (7)	
			349	SGROI Fabiana			
7	3	GBR	240	TRAIN Rachel	1:03.222 (9)	1:35.584 (7)	QF
			226	CATTLE Abi	17.036	3.619	
			233	HARDY Lucy	1:03.222 (9)	32.362 (1)	
			229	DAVEY Tricia			
8	1	NZL	441	POCOSK Katherine	46.186 (1)	1:39.564 (8)	??
			439	SNOWDEN Danielle		7.599	
			440	HARKER Jannene	46.186 (1)	53.378 (8)	
			442	PARKER Leanne			
9	9	GRE	275	TSAMOPOULOU Chrisa	47.888 (5)	1:44.283 (9)	X
			268	KAPAKLI Efstathia	1.702	12.318	
			276	TSEGA Lina	47.888 (5)	56.395 (9)	
			267	DIALETARA Violeta			

Progression: 1/3 TO FINAL A, 4/7 + 8th BT TO FINAL B, REST OUT

Chief Official:	BEL	LEUKEMANS John	Course Umpire	POL	PISZCZ Rafal
Starter:	BEL	JANSSENS Etienne	Course Umpire	-	-
Course Umpire	NOR	WING Jan Bache	Chief Finishing Line	CZE	BADUROVA Blanka

Weather Conditions	Air Temperature:	30 C	Wind Speed:	2.7/2.7 m/s		
	Water Temperature:	27 C	Conditions:	Sunny	Wind Direction:	SW / SW
	Humidity:	38%				

Legend:

QF	Qualified for Final	*	False Start
QS	Qualified for Semi-final	DSQ	Disqualified
??	Not Clear	DSF	Did not Finish
X	Eliminated	DNS	Did not Start
C	Degree Celsius	m/s	Meter per second

RESULTS
 C1 500m MEN - SEMIFINAL 1

Fri 30 Aug 2002

Race 91



Rank	Lane	Country	Bib	Name	250m	500m	
1	6	HUN	295	KOLONICS Gyorgy	53.964 (4) 1.674 53.964 (4)	1:45.683 (1) 51.719 (1)	QF
2	5	CZE	141	DOKTOR Martin	52.894 (2) 0.604 52.894 (2)	1:46.810 (2) 1.127 53.916 (2)	QF
3	3	AUS	14	MARINOV Martin	52.290 (1) 52.290 (1)	1:47.650 (3) 1.967 55.360 (4)	QF
4	4	ITA	337	CANNONE Antonio	54.598 (5) 2.308 54.598 (5)	1:49.303 (4) 3.620 54.705 (3)	QF
5	8	MEX	421	FLORES Javier	56.283 (6) 3.993 56.283 (6)	1:53.326 (5) 7.643 57.043 (5)	QF
6	9	MDA	412	PANI Vladimir	57.372 (8) 5.082 57.372 (8)	1:56.612 (6) 10.929 59.240 (6)	QF
7	7	BRA	53	BORGES Andre	56.799 (7) 4.509 56.799 (7)	1:57.079 (7) 11.396 1:00.280 (7)	X
8	2	JPN	360	TAKAKI Hiromichi	53.408 (3) 1.118 53.408 (3)	1:57.352 (8) 11.669 1:03.944 (8)	X
9	1	VIE	645	NGUYEN Klen	57.859 (9) 5.569 57.859 (9)	2:14.157 (9) 28.474 1:16.298 (9)	X

Progression: 1/3 TO FINAL A, 4/6 TO FINAL B, REST OUT

Chief Official:	BEL	LEUKEMANS John	Course Umpire	ISR	AMPER Dan
Starter:	CAN	McCABE Peter	Course Umpire	-	-
Course Umpire	HUN	VASKUTI Istvan	Chief Finishing Line	CZE	BADUROVA Blanka

Weather Conditions	Air Temperature:	30 C	Wind Speed:	2.7/2.7 m/s	
	Water Temperature:	27 C	Conditions:	Sunny	Wind Direction:
	Humidity:	38 %			SW / SW

Legend:

QF	Qualified for Final	*	False Start
QS	Qualified for Semi-final	DSQ	Disqualified
??	Not Clear	DSF	Did not Finish
X	Eliminated	DNS	Did not Start
C	Degree Celsius	m/s	Meter per second

RESULTS
 C1 500m MEN - SEMIFINAL 2

Race 92



Fri 30 Aug 2002

Rank	Lane	Country	Bib	Name	250m	500m	
1	5	GER	245	DITTMER Andreas	53.379 (3) 1.168	1:46.017 (1)	QF
					53.379 (3)	52.638 (1)	
2	4	CUB	134	AGUILAR Karel	52.648 (2) 0.437	1:46.557 (2)	QF
					52.648 (2)	53.909 (2)	
3	2	BLR	50	ZHUKOVSKII Aleksander	52.211 (1)	1:48.596 (3)	QF
					52.211 (1)	2.579 56.385 (5)	
4	6	CHN	111	MENG Guanliang	54.492 (5) 2.281	1:48.950 (4)	QF
					54.492 (5)	2.933 54.458 (3)	
5	8	GRE	269	KILIGKARIDIS Andreas	54.974 (6) 2.763	1:49.796 (5)	QF
					54.974 (6)	3.779 54.822 (4)	
6	3	LAT	378	KLEMENTJEVS Jefimijs	53.808 (4) 1.597	1:50.689 (6)	QF
					53.808 (4)	4.672 56.881 (6)	
7	9	LTU	398	SUKLIN Jevgenij	56.160 (8) 3.949	1:55.092 (7)	X
					56.160 (8)	9.075 58.932 (7)	
8	7	USA	626	JOHNSON Nate	55.741 (7) 3.530	2:00.468 (8)	X
					55.741 (7)	14.451 1:04.727 (8)	
9	1	BIH	31	LALIC Aleksandar	1:00.473 (9) 8.262	2:11.157 (9)	X
					1:00.473 (9)	25.140 1:10.684 (9)	

Progression: 1/3 TO FINAL A, 4/6 TO FINAL B, REST OUT

Chief Official:	BEL	LEUKEMANS John	Course Umpire	FRA	OYON Jean Louis
Starter:	CAN	McCABE Peter	Course Umpire	-	-
Course Umpire	GBR	BLAND Peter	Chief Finishing Line	CZE	BADUROVA Blanka

Weather Conditions	Air Temperature:	30 C	Wind Speed:	2.7/2.7 m/s		
	Water Temperature:	27 C	Conditions:	Sunny	Wind Direction:	SW / SW
	Humidity:	38%				

Legend:


QF	Qualified for Final	*	False Start
QS	Qualified for Semi-final	DSQ	Disqualified
??	Not Clear	DSF	Did not Finish
X	Eliminated	DNS	Did not Start
C	Degree Celsius	m/s	Meter per second

RESULTS

C1 500m MEN - SEMIFINAL 3

Fri 30 Aug 2002

Race 93



Rank	Lane	Country	Bib	Name	250m	500m	
1	5	RUS	541	OPALEV Maxim	51.659 (1)	1:46.723 (1)	QF
					51.659 (1)	55.064 (3)	
2	6	CAN	81	DALTON Richard	53.697 (4)	1:47.270 (2)	QF
					2.038	0.547	
					53.697 (4)	53.573 (2)	
3	2	BUL	64	ATANASOV Stanimir	55.048 (5)	1:47.510 (3)	QF
					3.389	0.787	
					55.048 (5)	52.462 (1)	
4	4	ESP	170	CAL David	52.528 (2)	1:49.263 (4)	QF
					0.869	2.540	
					52.528 (2)	56.735 (4)	
5	3	POL	470	RYNKIEWICZ Roman	53.099 (3)	1:50.889 (5)	QF
					1.440	4.166	
					53.099 (3)	57.790 (5)	
6	7	SVK	574	OSTRCIL Marian	56.568 (6)	1:55.262 (6)	QF
					4.909	8.539	
					56.568 (6)	58.694 (6)	
<hr/>							
7	9	SLO	559	POZEK Simon	57.603 (7)	1:58.219 (7)	X
					5.944	11.496	
					57.603 (7)	1:00.616 (7)	
8	8	URU	622	CORREA Mauricio	1:00.215 (8)	2:11.607 (8)	X
					8.556	24.884	
					1:00.215 (8)	1:11.392 (8)	

Progression: 1/3 TO FINAL A, 4/6 TO FINAL B, REST OUT

Chief Official:	BEL	LEUKEMANS John	Course Umpire	POL	PISZCZ Rafal
Starter:	CAN	McCABE Peter	Course Umpire	-	-
Course Umpire	NOR	WING Jan Bache	Chief Finishing Line	CZE	BADUROVA Blanka

Weather Conditions	Air Temperature:	30 C	Wind Speed:	2.7/2.7 m/s		
	Water Temperature:	27 C	Conditions:	Sunny	Wind Direction:	SW / SW
	Humidity:	38%				

Legend:

QF	Qualified for Final	*	False Start
QS	Qualified for Semi-final	DSQ	Disqualified
??	Not Clear	DSF	Did not Finish
X	Eliminated	DNS	Did not Start
C	Degree Celsius	m/s	Meter per second

RESULTS
 K1 500m MEN - SEMIFINAL 1

Fri 30 Aug 2002

Race 94



Rank	Lane	Country	Bib	Name	250m	500m	
1	4	BUL	71	MERKOV Petar	48.715 (4) 1.084 48.715 (4)	1:37.041 (1) 48.326 (2)	QF
2	5	HUN	306	VERECKEI Akos	49.045 (5) 1.414 49.045 (5)	1:37.674 (2) 0.633 48.629 (3)	QF
3	6	ESP	179	GONZALEZ Jovino	47.985 (2) 0.354 47.985 (2)	1:37.921 (3) 0.880 49.936 (4)	??
4	3	CAN	95	VANKOEVERDEN Adam	48.357 (3) 0.726 48.357 (3)	1:38.567 (4) 1.526 50.210 (5)	QF
5	2	BRA	57	CUATTRIN Sebastian	47.631 (1) 47.631 (1)	1:39.074 (5) 2.033 51.443 (7)	??
6	9	RUS	535	KNIAZIV Andrei	50.223 (7) 2.592 50.223 (7)	1:40.934 (6) 3.893 50.711 (6)	??
7	1	POR	484	FERNANDEZ Rui	57.960 (9) 10.329 57.960 (9)	1:41.220 (7) 4.179 43.260 (1)	X
8	7	NZL	447	HUGHES Owen	49.402 (6) 1.771 49.402 (6)	1:41.280 (8) 4.239 51.878 (8)	X
9	8	GRE	271	NIKOLOPOULOS Nikolaos	50.601 (8) 2.970 50.601 (8)	1:46.607 (9) 9.566 56.006 (9)	X

Progression: 1/2 + 3rd BT TO FINAL A, 3/4-3rdBT + 2BT TO FINAL B

Chief Official:	BEL	LEUKEMANS John	Course Umpire	ISR	AMPER Dan
Starter:	CAN	McCABE Peter	Course Umpire	-	-
Course Umpire	HUN	VASKUTI Istvan	Chief Finishing Line	CZE	BADUROVA Blanka

Weather Conditions	Air Temperature:	30 C	Wind Speed:	2.7/2.7 m/s		
	Water Temperature:	27 C	Conditions:	Sunny	Wind Direction:	SW / SW
	Humidity:	38%				

Legend:

QF	Qualified for Final	*	False Start
QS	Qualified for Semi-final	DSQ	Disqualified
??	Not Clear	DSF	Did not Finish
X	Eliminated	DNS	Did not Start
C	Degree Celsius	m/s	Meter per second

RESULTS
K1 500m MEN - SEMIFINAL 2

Fri 30 Aug 2002

Race 95



Rank	Lane	Country	Bib	Name	250m	500m	
1	7	USA	637	ZUR Rami	47.626 (3) 1.852 47.626 (3)	1:37.524 (1) 49.898 (4)	QF
2	5	UZB	642	RYAHOV Anton	45.774 (1) 45.774 (1)	1:37.811 (2) 52.037 (6)	QF
3	4	GBR	227	DARBY-DOWMAN Paul	48.488 (4) 2.714 48.488 (4)	1:38.191 (3) 0.667 49.703 (3)	??
4	6	LTU	395	PETRUKANECAS Romas	49.576 (6) 3.802 49.576 (6)	1:38.504 (4) 0.980 48.928 (1)	QF
5	8	SWE	591	PERSSON Niklaes	49.967 (7) 4.193 49.967 (7)	1:39.171 (5) 1.647 49.204 (2)	??
6	3	SUI	561	FAEH Simon	48.963 (5) 3.189 48.963 (5)	1:40.304 (6) 2.780 51.341 (5)	??
7	2	CUB	136	MARTINEZ Lansy	46.228 (2) 0.454 46.228 (2)	1:41.970 (7) 4.446 55.742 (8)	X
8	9	MDA	403	BITKA Valeriu	51.459 (8) 5.685 51.459 (8)	1:45.710 (8) 8.186 54.251 (7)	X
9	1	TUN	598	SDOUKI Mohamed	53.516 (9) 7.742 53.516 (9)	1:52.103 (9) 14.579 58.587 (9)	X

Progression: 1/2 + 3rd BT TO FINAL A, 3/4-3rdBT + 2BT TO FINAL B

Chief Official:	BEL	LEUKEMANS John	Course Umpire	FRA	OYON Jean Louis
Starter:	CAN	McCABE Peter	Course Umpire	-	-
Course Umpire	GBR	BLAND Peter	Chief Finishing Line	CZE	BADUROVA Blanka

Weather Conditions	Air Temperature:	30 C	Wind Speed:	2.7/2.7 m/s	
	Water Temperature:	27 C	Conditions:	Sunny	Wind Direction:
	Humidity:	38 %			SW / SW

Legend:

QF	Qualified for Final	*	False Start
QS	Qualified for Semi-final	DSQ	Disqualified
??	Not Clear	DSF	Did not Finish
X	Eliminated	DNS	Did not Start
C	Degree Celsius	m/s	Meter per second



Rank	Lane	Country	Bib	Name	250m	500m	
1	5	POL	472	SEROCZYNSKI Adam	47.542 (1)	1:37.347 (1)	QF
					47.542 (1)	49.805 (4)	
2	4	AUS	7	BAGGALEY Nathan	47.830 (2)	1:37.461 (2)	QF
					0.288	0.114	
					47.830 (2)	49.631 (3)	
3	6	RSA	519	VAN COLLER Allan	48.201 (3)	1:38.501 (3)	??
					0.659	1.154	
					48.201 (3)	50.300 (5)	
4	7	GER	243	ALTEPOST Lutz	48.940 (5)	1:39.334 (4)	QF
					1.398	1.987	
					48.940 (5)	50.394 (6)	
5	1	BLR	45	PETRUSHENKO Roman	50.287 (7)	1:39.501 (5)	??
					2.745	2.154	
					50.287 (7)	49.214 (2)	
6	3	BEL	28	MAESEN Bob	50.635 (8)	1:39.694 (6)	??
					3.093	2.347	
					50.635 (8)	49.059 (1)	
7	9	AUT	24	BRIEDL Gunther	49.318 (6)	1:42.727 (7)	X
					1.776	5.380	
					49.318 (6)	53.409 (7)	
8	2	MEX	418	CORTINA Manuel	48.579 (4)	1:45.593 (8)	X
					1.037	8.246	
					48.579 (4)	57.014 (9)	
9	8	JPN	358	SHIMAMURA Kenji	52.971 (9)	1:47.506 (9)	X
					5.429	10.159	
					52.971 (9)	54.535 (8)	

Progression: 1/2 + 3rd BT TO FINAL A, 3/4-3rdBT + 2BT TO FINAL B

Chief Official:	BEL	LEUKEMANS John	Course Umpire	POL	PISZCZ Rafal
Starter:	CAN	McCABE Peter	Course Umpire	-	-
Course Umpire	NOR	WING Jan Bache	Chief Finishing Line	CZE	BADUROVA Blanka

Weather Conditions	Air Temperature:	31 C	Wind Speed:	2.8/2.8 m/s		
	Water Temperature:	27 C	Conditions:	Sunny	Wind Direction:	SW /
	Humidity:	34%				

Legend:

QF	Qualified for Final	*	False Start
QS	Qualified for Semi-final	DSQ	Disqualified
??	Not Clear	DSF	Did not Finish
X	Eliminated	DNS	Did not Start
C	Degree Celsius	m/s	Meter per second

RESULTS
 K1 500m MEN - SEMIFINAL 4

Fri 30 Aug 2002

Race 97



Rank	Lane	Country	Bib	Name	250m	500m	
1	5	ISR	331	KOLGANOV Michael	47.054 (1)	1:36.657 (1)	QF
					47.054 (1)	49.603 (3)	
2	4	ARG	2	CORREA Javier	47.334 (2)	1:37.237 (2)	QF
					0.280	0.580	
					47.334 (2)	49.903 (4)	
3	6	FIN	200	LATVAMAKI Kimmo	48.696 (6)	1:38.091 (3)	??
					1.642	1.434	
					48.696 (6)	49.395 (1)	
4	2	ITA	348	SCADUTO Antonio	47.636 (3)	1:38.684 (4)	QF
					0.582	2.027	
					47.636 (3)	51.048 (6)	
5	8	SLO	556	JAZBEC Jaka	49.608 (8)	1:39.031 (5)	??
					2.554	2.374	
					49.608 (8)	49.423 (2)	
6	7	SVK	579	WIEBAUER Andrej	49.144 (7)	1:39.677 (6)	??
					2.090	3.020	
					49.144 (7)	50.533 (5)	
7	3	UKR	613	MORGUN Valeriy	48.363 (5)	1:40.130 (7)	X
					1.309	3.473	
					48.363 (5)	51.767 (7)	
8	1	URU	623	D'AMBROSIO Marcelo	47.955 (4)	1:47.120 (8)	X
					0.901	10.463	
					47.955 (4)	59.165 (9)	
9	9	CYP	139	SKARPARIS Christos	52.571 (9)	1:49.486 (9)	X
					5.517	12.829	
					52.571 (9)	56.915 (8)	

Progression: 1/2+ 3rd BT TO FINAL A, 3/4-3rdBT + 2BT TO FINAL B

Chief Official:	BEL	LEUKEMANS John	Course Umpire	ISR	AMPER Dan
Starter:	CAN	McCABE Peter	Course Umpire	-	-
Course Umpire	HUN	VASKUTI Istvan	Chief Finishing Line	CZE	BADUROVA Blanka

Weather Conditions	Air Temperature:	31 C	Wind Speed:	2.8/2.8 m/s	
	Water Temperature:	27 C	Conditions:	Sunny	Wind Direction:
	Humidity:	34%			SW /

Legend:

QF	Qualified for Final	*	False Start
QS	Qualified for Semi-final	DSQ	Disqualified
??	Not Clear	DSF	Did not Finish
X	Eliminated	DNS	Did not Start
C	Degree Celsius	m/s	Meter per second

RESULTS
 K1 500m WOMEN - SEMIFINAL 1

Fri 30 Aug 2002

Race 98



Rank	Lane	Country	Bib	Name	250m	500m	
1	5	POL	477	URBANCZYK Elzbieta	54.549 (4) 1.016 54.549 (4)	1:50.246 (1) 55.697 (1)	QF
2	6	ISR	330	KARMI Lior	53.838 (2) 0.305 53.838 (2)	1:50.999 (2) 0.753 57.161 (2)	QF
3	4	SVK	568	ERBANOVA Marcela	53.533 (1) 53.533 (1)	1:51.619 (3) 1.373 58.086 (4)	QF
4	7	NED	426	BULK Nicole	54.891 (5) 1.358 54.891 (5)	1:53.512 (4) 3.266 58.621 (6)	QF
5	3	AUT	26	SCHLITZER Petra	55.208 (6) 1.675 55.208 (6)	1:53.739 (5) 3.493 58.531 (5)	QF
6	8	CZE	143	FUTEROVA Barbora	55.878 (8) 2.345 55.878 (8)	1:53.846 (6) 3.600 57.968 (3)	QF
7	1	NZL	441	POCOSK Katherine	54.186 (3) 0.653 54.186 (3)	1:57.119 (7) 6.873 1:02.933 (8)	X
8	9	JPN	357	MARUYAMA Sayuri	57.981 (9) 4.448 57.981 (9)	1:57.485 (8) 7.239 59.504 (7)	X
9	2	RUS	550	YATSUN Marina	55.537 (7) 2.004 55.537 (7)	1:59.325 (9) 9.079 1:03.788 (9)	X

Progression: 1/3 TO FINAL A, 4/6 TO FINAL B, REST OUT

Chief Official:	BEL	LEUKEMANS John	Course Umpire	FRA	OYON Jean Louis
Starter:	CAN	McCABE Peter	Course Umpire	-	-
Course Umpire	GBR	BLAND Peter	Chief Finishing Line	CZE	BADUROVA Blanka

Weather Conditions	Air Temperature:	31 C	Wind Speed:	2.8/2.8 m/s		
	Water Temperature:	27 C	Conditions:	Sunny	Wind Direction:	SW /
	Humidity:	34%				

Legend:

QF	Qualified for Final	*	False Start
QS	Qualified for Semi-final	DSQ	Disqualified
??	Not Clear	DSF	Did not Finish
X	Eliminated	DNS	Did not Start
C	Degree Celsius	m/s	Meter per second

RESULTS
K1 500m WOMEN - SEMIFINAL 2

Fri 30 Aug 2002

Race 99



Rank	Lane	Country	Bib	Name	250m	500m	
1	5	HUN	296	KOVACS Katalin	53.857 (3) 0.655 53.857 (3)	1:49.939 (1) 56.082 (1)	QF
2	6	ESP	191	SANCHEZ Belen	54.915 (6) 1.713 54.915 (6)	1:51.033 (2) 1.094 56.118 (2)	QF
3	3	UZB	638	BORZOVA Yuliya	53.498 (2) 0.296 53.498 (2)	1:51.326 (3) 1.387 57.828 (5)	QF
4	4	GER	257	OPGEN-RHEIN Nadine	54.202 (4) 1.000 54.202 (4)	1:52.372 (4) 2.433 58.170 (6)	QF
5	7	GBR	234	HEMMINGS Anna	55.310 (7) 2.108 55.310 (7)	1:52.619 (5) 2.680 57.309 (4)	QF
6	8	BLR	46	PUCHKOVA Anna	55.922 (8) 2.720 55.922 (8)	1:52.692 (6) 2.753 56.770 (3)	QF
7	9	CHN	118	XU Yaping	57.243 (9) 4.041 57.243 (9)	1:55.945 (7) 6.006 58.702 (7)	X
8	2	POR	489	RODRIGUES Helena	53.202 (1) 53.202 (1)	1:56.012 (8) 6.073 1:02.810 (8)	X
9	1	SLO	558	PONOMARENKO Spela	54.549 (5) 1.347 54.549 (5)	1:59.185 (9) 9.246 1:04.636 (9)	X

Progression: 1/3 TO FINAL A, 4/6 TO FINAL B, REST OUT

Chief Official:	BEL	LEUKEMANS John	Course Umpire	POL	PISZCZ Rafal
Starter:	CAN	McCABE Peter	Course Umpire	-	-
Course Umpire	NOR	WING Jan Bache	Chief Finishing Line	CZE	BADUROVA Blanka

Weather Conditions	Air Temperature:	31 C	Wind Speed:	2.8/2.8 m/s		
	Water Temperature:	27 C	Conditions:	Sunny	Wind Direction:	SW /
	Humidity:	34%				

Legend:

QF	Qualified for Final	*	False Start
QS	Qualified for Semi-final	DSQ	Disqualified
??	Not Clear	DSF	Did not Finish
X	Eliminated	DNS	Did not Start
C	Degree Celsius	m/s	Meter per second

RESULTS
 K1 500m WOMEN - SEMIFINAL 3

Fri 30 Aug 2002

Race 100



Rank	Lane	Country	Bib	Name	250m	500m	
1	4	CAN	77	BRUNET Caroline	52.573 (2) 0.491	1:46.723 (1)	QF
					52.573 (2)	54.150 (2)	
2	5	ITA	342	IDEM Josefa	53.309 (3) 1.227	1:47.283 (2)	QF
					53.309 (3)	53.974 (1)	
3	6	AUS	8	BORCHERT Katrin	54.611 (5) 2.529	1:48.863 (3)	QF
					54.611 (5)	54.252 (3)	
4	3	USA	632	NORTJE Ruth	53.972 (4) 1.890	1:49.276 (4)	QF
					53.972 (4)	55.304 (4)	
5	2	FIN	204	RIKALA Anne	52.082 (1)	1:51.096 (5)	QF
					52.082 (1)	4.373 59.014 (7)	
6	7	FRA	211	DELATTRE Marie	55.783 (7) 3.701	1:51.736 (6)	QF
					55.783 (7)	5.013 55.953 (6)	
7	8	BEL	29	SANTY Petra	56.915 (8) 4.833	1:52.376 (7)	X
					56.915 (8)	5.653 55.461 (5)	
8	9	INA	309	SARCE Aronggear	57.339 (9) 5.257	1:57.002 (8)	X
					57.339 (9)	10.279 59.663 (8)	
9	1	KGZ	374	RIBALOVA Elena	55.153 (6) 3.071	1:58.715 (9)	X
					55.153 (6)	11.992 1:03.562 (9)	

Progression: 1/3 TO FINAL A, 4/6 TO FINAL B, REST OUT

Chief Official:	BEL	LEUKEMANS John	Course Umpire	ISR	AMPER Dan
Starter:	CAN	McCABE Peter	Course Umpire	-	-
Course Umpire	HUN	VASKUTI Istvan	Chief Finishing Line	CZE	BADUROVA Blanka

Weather Conditions	Air Temperature:	31 C	Wind Speed:	2.8/2.8 m/s		
	Water Temperature:	27 C	Conditions:	Sunny	Wind Direction:	SW /
	Humidity:	34%				

Legend:

QF	Qualified for Final	*	False Start
QS	Qualified for Semi-final	DSQ	Disqualified
??	Not Clear	DSF	Did not Finish
X	Eliminated	DNS	Did not Start
C	Degree Celsius	m/s	Meter per second

RESULTS
 C2 500m MEN - SEMIFINAL 1

Fri 30 Aug 2002

Race 101



Rank	Lane	Country	Bib	Name	250m	500m	
1	5	SVK	570	KUBICA Jan	48.887 (3)	1:38.934 (1)	QF
			575	PALES Peter	0.969		
					48.887 (3)	50.047 (3)	
2	4	GER	265	WYLENZEK Tomasz	49.532 (4)	1:39.121 (2)	QF
			247	GILLE Christian	1.614	0.187	
					49.532 (4)	49.589 (2)	
3	6	FRA	216	LE LEUCH Eric	48.305 (2)	1:39.594 (3)	QF
			209	BARBEY Laurent	0.387	0.660	
					48.305 (2)	51.289 (5)	
4	3	CZE	153	NETUSIL Petr	47.918 (1)	1:39.707 (4)	QF
			142	FUKSA Petr	0.773		
					47.918 (1)	51.789 (7)	
5	7	CAN	76	BOILARD Maxime	50.647 (6)	1:39.807 (5)	QF
			88	JOUKOVSKI Dimitri	2.729	0.873	
					50.647 (6)	49.160 (1)	
6	2	ITA	335	BONINI Alberto	50.134 (5)	1:42.140 (6)	QF
			350	TESTA Antonio	2.216	3.206	
					50.134 (5)	52.006 (8)	
7	8	MEX	419	DEHESA Cristian	51.847 (8)	1:42.740 (7)	QF
			423	ROMERO Antonio	3.929	3.806	
					51.847 (8)	50.893 (4)	
8	1	AUS	13	MARCZAK Sebastian	51.275 (7)	1:42.987 (8)	??
			11	EGAN Jason	3.357	4.053	
					51.275 (7)	51.712 (6)	
9	9	BRA	53	BORGES Andre	52.323 (9)	1:46.633 (9)	X
			62	SOUZA Rogerio	4.405	7.699	
					52.323 (9)	54.310 (9)	

Progression: 1/3 TO FINAL A, 4/7 + 8th BT TO FINAL B, REST OUT

Chief Official:	BEL	LEUKEMANS John	Course Umpire	FRA	OYON Jean Louis
Starter:	GER	STAHLSCHMIDT Gunter	Course Umpire	-	-
Course Umpire	GBR	BLAND Peter	Chief Finishing Line	CZE	BADUROVA Blanka

Weather Conditions	Air Temperature:	31 C	Wind Speed:	2.8/2.8 m/s	
	Water Temperature:	27 C	Conditions:	Sunny	Wind Direction:
	Humidity:	34%			SW /

Legend:

QF	Qualified for Final	*	False Start
QS	Qualified for Semi-final	DSQ	Disqualified
??	Not Clear	DSF	Did not Finish
X	Eliminated	DNS	Did not Start
C	Degree Celsius	m/s	Meter per second



Rank	Lane	Country	Bib	Name	250m	500m	
1	4	ROM	515 510	SIMIOCENCU Silviu POPESCU Florin	49.198 (3) 0.705 49.198 (3)	1:38.991 (1) 49.793 (2)	QF
2	5	ESP	169 183	BEA GARCIA Jose A. MASCATO David	49.976 (5) 1.483 49.976 (5)	1:40.064 (2) 1.073 50.088 (4)	QF
3	6	HUN	286 290	FURDOK Gabor HUTTNER Csaba	48.493 (1) 48.493 (1)	1:40.797 (3) 1.806 52.304 (6)	QF
4	7	UKR	608 616	KLIMNUK Sergii SABLIN Dmitro	51.819 (8) 3.326 51.819 (8)	1:40.870 (4) 1.879 49.051 (1)	QF
5	3	BLR	41 43	BOGDANOVICH Aleksander KURLANDCHIK Aleksander	51.113 (7) 2.620 51.113 (7)	1:40.997 (5) 2.006 49.884 (3)	QF
6	2	CHN	119 116	YANG Wenjum WANG Bing	50.578 (6) 2.085 50.578 (6)	1:43.224 (6) 4.233 52.646 (7)	QF
7	9	LTU	397 394	REKSNYS Kazimieras MIASNIANKIN Jevgenij	52.673 (9) 4.180 52.673 (9)	1:44.657 (7) 5.666 51.984 (5)	QF
8	1	CRO	131 133	FUNTAK Drazen LJUBEK Nikica	48.834 (2) 0.341 48.834 (2)	1:46.030 (8) 7.039 57.196 (8)	??
9	8	LAT	380 375	PROKOPENKO Andrejs ANDREJEVS Dmitrijs	49.592 (4) 1.099 49.592 (4)	1:53.832 (9) 14.841 1:04.240 (9)	X

Progression: 1/3 TO FINAL A,4/7 + 8th BT TO FINAL B, REST OUT

Chief Official:	BEL	LEUKEMANS John	Course Umpire	POL	PISZCZ Rafal
Starter:	GER	STAHLSCHEMIDT Gunter	Course Umpire	-	-
Course Umpire	NOR	WING Jan Bache	Chief Finishing Line	CZE	BADUROVA Blanka

Weather Conditions	Air Temperature:	31 C	Wind Speed:	2.8/2.8 m/s		
	Water Temperature:	27 C	Conditions:	Sunny	Wind Direction:	SW /
	Humidity:	34%				

Legend:

QF	Qualified for Final	*	False Start
QS	Qualified for Semi-final	DSQ	Disqualified
??	Not Clear	DSF	Did not Finish
X	Eliminated	DNS	Did not Start
C	Degree Celsius	m/s	Meter per second

Fri 30 Aug 2002

Race 103



Rank	Lane	Country	Bib	Name	250m	500m	
1	5	GER	264	WISKOTTER Tim	43.221 (2)	1:27.272 (1)	QF
			258	RAUHE Ronald	0.420		
					43.221 (2)	44.051 (1)	
			2	4	POL	476	TWARDOWSKI Marek
479	WYSOCKI Adam	1.173					
					42.801 (1)	45.644 (4)	
			3	6	YUG	653	ZORIC Dragan
652	SOTI Jozef	1.346				2.326	
					44.147 (4)	45.451 (3)	
			4	7	IRL	321	MALONEY Brendan
322	MALONEY Conor	1.746				3.113	
					44.547 (5)	45.838 (5)	
			5	2	UKR	604	BUSHINKIN Sergiy
609	KREMER Mycola	0.858				3.846	
					43.659 (3)	47.459 (7)	
			6	8	ARG	6	REDONDO Fernando
4	DECESARE Cesar	2.243				4.799	
					45.044 (6)	47.027 (6)	
			7	3	NZL	443	WALILER Mike
448	LONGOILL Peter	2.725				6.186	
					45.526 (7)	47.932 (8)	
			8	1	MYA	425	PHONE Myint Tazar
424	KHIN Maung Myint	9.803				10.632	
					52.604 (9)	45.300 (2)	
			9	9	GUA	279	ESTRADA Luis A.
280	R. MARROQ. Marvin E.	4.708				20.791	
					47.509 (8)	1:00.554 (9)	


Progression: 1/2 + 3rd BT TO FINAL A, 3/4-3rdBT + 2BT TO FINAL B

Chief Official:	BEL	LEUKEMANS John	Course Umpire	ISR	AMPER Dan
Starter:	GER	STAHLSCHMIDT Gunter	Course Umpire	-	-
Course Umpire	HUN	VASKUTI Istvan	Chief Finishing Line	CZE	BADUROVA Blanka

Weather Conditions	Air Temperature:	31 C	Wind Speed:	1.8/1.8 m/s		
	Water Temperature:	27 C	Conditions:	Sunny	Wind Direction:	SW
	Humidity:	40%				

Legend:

QF	Qualified for Final	*	False Start
QS	Qualified for Semi-final	DSQ	Disqualified
??	Not Clear	DSF	Did not Finish
X	Eliminated	DNS	Did not Start
C	Degree Celsius	m/s	Meter per second



Rank	Lane	Country	Bib	Name	250m	500m	
1	5	LTU	390	BALCIUNAS Egidijus	44.155 (3)	1:28.075 (1)	QF
			391	DUONELA Alvydas	1.527		
					44.155 (3)	43.920 (2)	
			2	4	NOR	436	NAESS Mattis
431	GJERSOE Andreas					1.200	
					42.628 (1)	46.647 (6)	
			3	7	ESP	184	MERCHAN Emilio
189	PEREZ Carlos	2.117				1.260	
					44.745 (4)	44.590 (3)	
			4	6	CZE	146	HOTTMAR Pavel
157	SVAB Filip	0.976				1.500	
					43.604 (2)	45.971 (5)	
			5	3	FIN	199	KESO Mikko
201	MIKKONEN Kalle	3.534				2.786	
					46.162 (6)	44.699 (4)	
			6	9	BRA	55	CAMPOS Carlos
58	DEMARCHI Fabio	6.963				3.860	
					49.591 (9)	42.344 (1)	
			7	8	ROM	518	ZABET Alexandru
513	SCOICA Florin	4.085				5.919	
					46.713 (7)	47.281 (7)	
			8	2	VEN	644	RONDON Jose G.
643	PRADA Alberto	2.647				8.059	
					45.275 (5)	50.859 (8)	
			9	1	IND	312	KARMA Toppo
313	PIJUSH KANTI Baroi	4.918				14.062	
					47.546 (8)	54.591 (9)	

Progression: 1/2 + 3rd BT TO FINAL A, 3/4-3rdBT + 2BT TO FINAL B

Chief Official:	BEL	LEUKEMANS John	Course Umpire	FRA	OYON Jean Louis
Starter:	GER	STAHLSCHMIDT Gunter	Course Umpire	-	-
Course Umpire	GBR	BLAND Peter	Chief Finishing Line	CZE	BADUROVA Blanka

Weather Conditions	Air Temperature:	31 C	Wind Speed:	1.8/1.8 m/s		
	Water Temperature:	27 C	Conditions:	Sunny	Wind Direction:	SW
	Humidity:	40%				

Legend:

QF	Qualified for Final	*	False Start
QS	Qualified for Semi-final	DSQ	Disqualified
??	Not Clear	DSF	Did not Finish
X	Eliminated	ONS	Did not Start
C	Degree Celsius	m/s	Meter per second



Fri 30 Aug 2002

Rank	Lane	Country	Bib	Name	250m	500m	
1	5	SWE	586	NILSSON Henrik	44.239 (2)	1:28.072 (1)	QF
			589	OSKARSSON Marcus	0.435		
					44.239 (2)	43.833 (1)	
			2	4	RUS	544	TICHTCHENKO Anatoli
532	GROUCHIKHINE Vladimir					0.286	
					43.804 (1)	44.554 (2)	
			3	6	GBR	224	ALMASI Peter
238	SABBERTON Ross	0.823				1.900	
					44.627 (3)	45.345 (3)	
			4	3	USA	627	JORGENSEN Stein
633	PEREZ Angel	1.283				2.579	
					45.087 (4)	45.564 (5)	
			5	9	AUS	18	PICKERING Glen
22	WALLACE Ken	2.805				4.019	
					46.609 (8)	45.482 (4)	
			6	7	AUT	27	SCHWARZ Bernhard
25	JANISCH Daniel	1.694				5.173	
					45.498 (5)	47.747 (7)	
			7	8	JPN	354	EGUCHI Takahiko
356	MARUYAMA Ryohei	2.445				5.726	
					46.249 (7)	47.549 (6)	
			8	2	CHN	113	QU Xianwu
110	LIU Mingguang	2.073				5.872	
					45.877 (6)	48.067 (8)	
			9	1	COL	128	MILLER Jose
130	ROJO Alejandro	3.102				18.075	
					46.906 (9)	59.241 (9)	

Progression: 1/2 + 3rd BT TO FINAL A, 3/4-3rdBT + 2BT TO FINAL B

Chief Official:	BEL	LEUKEMANS John	Course Umpire	POL	PISZCZ Rafal
Starter:	GER	STAHLSCHMIDT Gunter	Course Umpire	-	-
Course Umpire	NOR	WING Jan Bache	Chief Finishing Line	CZE	BADUROVA Blanka

Weather Conditions	Air Temperature:	31 C	Wind Speed:	1.8/1.8 m/s	
	Water Temperature:	27 C	Conditions:	Sunny	Wind Direction: SW
	Humidity:	40%			

Legend:

QF	Qualified for Final	*	False Start
QS	Qualified for Semi-final	DSQ	Disqualified
??	Not Clear	DSF	Did not Finish
X	Eliminated	DNS	Did not Start
C	Degree Celsius	rv/s	Meter per second



Rank	Lane	Country	Bib	Name	250m	500m	
1	6	HUN	302	STORCZ Botond	42.918 (1)	1:28.075 (1)	QF
			293	KAMMERER Zoltan	42.918 (1)	45.157 (3)	
2	5	FRA	208	AUBERTIN Philippe	44.199 (4)	1:28.735 (2)	QF
			207	AMIR Tahmasseb B.	1.281	0.660	
3	4	DEN	160	WRAAE KNUDSEN Kim	43.442 (2)	1:28.802 (3)	??
			161	KONGSGAARD Mads	0.524	0.727	
4	7	SVK	567	ERBAN Robert	44.505 (5)	1:29.862 (4)	QF
			566	CHORVATH Martin	1.587	1.787	
5	2	SUI	563	TOBLER Lukas	44.809 (6)	1:31.041 (5)	??
			562	KUNZ Johannes	1.891	2.966	
6	3	CAN	91	POTHIER Jean C.	43.839 (3)	1:31.188 (6)	??
			93	SAUVE Dominic	0.921	3.113	
7	9	ITA	351	TOFANI Pierpaolo	1:01.365 (9)	1:32.381 (7)	X
			336	BONOMI Bieniamino	18.447	4.306	
8	8	RSA	520	IRVINE Brett	45.126 (7)	1:32.495 (8)	X
			524	RUBENSTEIN Sean	2.208	4.420	
9	1	IRI	316	SAMARY Babak	45.713 (8)	1:36.208 (9)	X
			315	MILAD Mohsen	2.795	8.133	
					45.713 (8)	50.495 (9)	


Progression: 1/2 + 3rd BT TO FINAL A, 3/4-3rdBT + 2BT TO FINAL B

Chief Official:	BEL	LEUKEMANS John	Course Umpire	ISR	AMPER Dan
Starter:	GER	STAHLSCHEMIDT Gunter	Course Umpire	-	-
Course Umpire	HUN	VASKUTI Istvan	Chief Finishing Line	CZE	BADUROVA Blanka

Weather Conditions	Air Temperature:	31 C	Wind Speed:	1.8/1.8 m/s		
	Water Temperature:	27 C	Conditions:	Sunny	Wind Direction:	SW
	Humidity:	40%				

Legend:

QF	Qualified for Final	*	False Start
QS	Qualified for Semi-final	DSQ	Disqualified
??	Not Clear	DSF	Did not Finish
X	Eliminated	DNS	Did not Start
C	Degree Celsius	m/s	Meter per second



Rank	Lane	Country	Bib	Name	250m	500m	
1	6	POL	473	SKOWRON Joanna	48.433 (2)	1:37.994 (1)	QF
			468	PASTUSZKA Aneta	0.478		
					48.433 (2)	49.561 (1)	
			2	5	GER	255	MUCKE Manuele
262	WAGNER Katrin					1.313	
					47.955 (1)	51.352 (4)	
			3	3	BUL	66	DACHEVA Delyana
72	PINDZEVA Bonka	2.321				3.100	
					50.276 (4)	50.818 (2)	
			4	4	SWE	590	PALDANIUS Sofia
584	KARLSSON Anna	1.559				5.699	
					49.514 (3)	54.179 (6)	
			5	7	GBR	233	HARDY Lucy
226	CATTLE Abi	4.489				8.226	
					52.444 (5)	53.776 (5)	
			6	1	NOR	433	FEVANG Ellen
434	BRANNSTEN Hege	7.317				8.239	
					55.272 (7)	50.961 (3)	
			7	2	GRE	268	KAPAKLI Efstathia
275	TSAMOPOULOU Chrisa	4.787				13.652	
					52.742 (6)	58.904 (7)	
			8	8	PUR	492	ALMONTE Cristina
498	VILLALOBOS Anitza	11.486				23.364	
					59.441 (8)	1:01.917 (8)	
			9	9	ECU	164	MIRANDA Maria F.
165	VINCES Paulina	15.284				28.897	
					1:03.239 (9)	1:03.652 (9)	

Progression: 1/3 TO FINAL A, 4/6 TO FINAL B, REST OUT

Chief Official:	BEL	LEUKEMANS John	Course Umpire	FRA	OYON Jean Louis
Starter:	GER	STAHLSCHEMIDT Gunter	Course Umpire	-	-
Course Umpire	GBR	BLAND Peter	Chief Finishing Line	CZE	BADUROVA Blanka

Weather Conditions	Air Temperature:	31 C	Wind Speed:	1.8/1.8 m/s		
	Water Temperature:	27 C	Conditions:	Sunny	Wind Direction:	SW
	Humidity:	40%				

Legend:

QF	Qualified for Final	*	False Start
QS	Qualified for Semi-final	DSQ	Disqualified
??	Not Clear	DNF	Did not Finish
X	Eliminated	DNS	Did not Start
C	Degree Celsius	m/s	Meter per second

RESULTS
 K2 500m WOMEN - SEMIFINAL 2

Fri 30 Aug 2002

Race 108



Rank	Lane	Country	Bib	Name	250m	500m	
1	5	ESP	182	MANCHON Beatriz	54.601 (1)	1:38.694 (1)	QF
			185	MOLANES Sonia			
2	7	CHN	117	XU Linbei	54.936 (2)	1:40.840 (2)	QF
			121	ZHONG Hongyan	0.335	2.146	
3	6	FIN	205	SJOBORG Filippa	55.557 (4)	1:40.894 (3)	QF
			197	HONKANEN Jenni	0.956	2.200	
4	3	ROM	512	RUSANESCU Lidia	55.858 (5)	1:41.074 (4)	QF
			502	CIOBANU Mariana	1.257	2.380	
5	4	ISR	332	PESSAKHOVITCH Larissa	55.245 (3)	1:43.014 (5)	QF
			329	GAFNI Adi	0.644	4.320	
6	2	UZB	640	MOSKALEVA Antonina	56.150 (6)	1:45.820 (6)	QF
			641	PISHULINA Nadejda	1.549	7.126	
					56.150 (6)	49.670 (6)	
7	8	JPN	359	TAKAHASHI Hiromi	56.525 (7)	1:48.340 (7)	X
			361	TSUNA Azusa	1.924	9.646	
					56.525 (7)	51.815 (7)	
8	9	BIH	34	SUPUKOVIC Elizabeta	1:04.812 (8)	2:35.628 (8)	X
			32	MASLESA Aleksandra	10.211	56.934	
					1:04.812 (8)	1:30.816 (8)	

Progression: 1/3 TO FINAL A, 4/6 TO FINAL B, REST OUT

Chief Official:	BEL	LEUKEMANS John	Course Umpire	POL	PISZCZ Rafal
Starter:	GER	STAHLSCHMIDT Gunter	Course Umpire	-	-
Course Umpire	NOR	WING Jan Bache	Chief Finishing Line	CZE	BADUROVA Blanka

Weather Conditions	Air Temperature:	30 C	Wind Speed:	1.3/1.3 m/s		
	Water Temperature:	27 C	Conditions:	Sunny	Wind Direction:	SW
	Humidity:	39%				

Legend:

QF	Qualified for Final	*	False Start
QS	Qualified for Semi-final	DSQ	Disqualified
??	Not Clear	DSF	Did not Finish
X	Eliminated	DNS	Did not Start
C	Degree Celsius	m/s	Meter per second

RESULTS
 K2 500m WOMEN - SEMIFINAL 3

Fri 30 Aug 2002

Race 109



Rank	Lane	Country	Bib	Name	250m	500m	
1	5	HUN	284 303	BOTA Kinga SZABO Szilvia	54.935 (1)	1:38.771 (1)	QF
2	7	RUS	542 531	PORYVAEVA Galina GOULI Natalia	54.935 (1) 56.678 (6) 1.743	43.836 (1) 1:40.837 (2) 2.066	QF
3	6	USA	625 632	COLIN Kathy NORTJE Ruth	55.904 (4) 0.969	1:40.997 (3) 2.226	QF
4	4	FRA	220 217	MARIE Nathalie LEFEBVRE Christelle	55.904 (4) 55.577 (3) 0.642	45.093 (3) 1:43.077 (4) 4.306	QF
5	3	BLR	42 36	BONDARENKO Natalia BAKUNOVA Alesia	55.577 (3) 56.360 (5) 1.425	47.500 (5) 1:43.470 (5) 4.699	QF
6	8	YUG	651 650	SOLAC Branka PANDA Antonija	56.360 (5) 57.050 (7) 2.115	47.110 (4) 1:45.770 (6) 6.999	QF
7	2	CAN	83 85	FURNEAUX Karen HOPKINS Sara	57.050 (7) 55.261 (2) 0.326	48.720 (6) 1:45.970 (7) 7.199	X
8	9	INA	310 309	SUHARTATI SARCE Aronggear	55.261 (2) 57.299 (8) 2.364	50.709 (7) 1:49.503 (8) 10.732	X
					57.299 (8)	52.204 (8)	

Progression: 1/3 TO FINAL A, 4/6 TO FINAL B, REST OUT

Chief Official:	BEL	LEUKEMANS John	Course Umpire	ISR	AMPER Dan
Starter:	GER	STAHLSCHEMIDT Gunter	Course Umpire	-	-
Course Umpire	HUN	VASKUTI Istvan	Chief Finishing Line	CZE	BADUROVA Blanka

Weather Conditions	Air Temperature:	30 C	Wind Speed:	1.3/1.3 m/s	
	Water Temperature:	27 C	Conditions:	Sunny	Wind Direction:
	Humidity:	39%			SW

Legend:

QF	Qualified for Final	*	False Start
QS	Qualified for Semi-final	DSQ	Disqualified
??	Not Clear	DSF	Did not Finish
X	Eliminated	DNS	Did not Start
C	Degree Celsius	m/s	Meter per second

RESULTS

C4 500m MEN - SEMIFINAL 1

Fri 30 Aug 2002

Race 110



Rank	Lane	Country	Bib	Name	250m	500m
1	5	UKR	620	ZERKAL Petro	47.516 (2)	1:34.391 (1) QF
			610	LITVINENKO Oleksandr	0.279	
			606	DOBROTVORSKII Victor	47.516 (2)	46.875 (1)
			617	SHPAK Oleksiy		
2	4	CZE	156	SIMECEK Zdenek	47.237 (1)	1:34.744 (2) QF
			144	HELLER Jiri		0.353
			140	BRECKA Jan	47.237 (1)	47.507 (2)
			152	MINARIK Martin		
3	6	LAT	382	SIDORUKS Jevgenijs	48.485 (4)	1:36.178 (3) QF
			381	SICEVSKIS Vladimirs	1.248	1.787
			377	DEMIDOVŠ Edgars	48.485 (4)	47.693 (3)
			386	VINOGRADOVS Dagnis		
4	2	ESP	192	VALES Xose	47.811 (3)	1:36.937 (4) X
			173	CURBEIRA David	0.574	2.546
			171	CARRAZEDO Jorge	47.811 (3)	49.126 (4)
			174	GLAVAN Marcel		
5	3	BRA	53	BORGES Andre	50.766 (5)	1:53.336 (5) X
			59	FILHO Lourival	3.529	18.945
			61	RAMOS Euvaldo	50.766 (5)	1:02.570 (5)
			37	NOVAES Fabio		

Progression: 1/3 TO FINAL, REST OUT

Chief Official:	BEL	LEUKEMANS John	Course Umpire	FRA	OYON Jean Louis
Starter:	BEL	JANSSENS Etienne	Course Umpire	-	-
Course Umpire	GBR	BLAND Peter	Chief Finishing Line	CZE	BADUROVA Blanka

Weather Conditions	Air Temperature:	30 C	Wind Speed:	1.3/1.3 m/s	
	Water Temperature:	27 C	Conditions:	Sunny	Wind Direction: SW
	Humidity:	39%			

Legend:

QF	Qualified for Final	*	False Start
QS	Qualified for Semi-final	DSQ	Disqualified
??	Not Clear	DSF	Did not Finish
X	Eliminated	DNS	Did not Start
C	Degree Celsius	m/s	Meter per second

RESULTS

K4 500m MEN - SEMIFINAL 1

Fri 30 Aug 2002

Race 111



Rank	Lane	Country	Bib	Name	250m	500m	
1	6	BUL	68	HRISTOV Ivan	40.324 (3)	1:20.522 (1)	QF
			71	MERKOV Petar	0.494		
			74	YORDANOV Yordan	40.324 (3)	40.198 (1)	
			70	KASANOV Milko			
2	5	RUS	551	ZARUBIN Roman	40.076 (2)	1:21.022 (2)	QF
			533	IVANIK Alexander	0.246	0.500	
			547	TOURTCHENKOV Denis	40.076 (2)	40.946 (3)	
			546	TISSINE Andrei			
3	4	ROM	501	BABAN Marian	39.830 (1)	1:21.069 (3)	QF
			507	MAGYAR Geza		0.547	
			514	SERBAN Romica	39.830 (1)	41.239 (4)	
			505	CURUZAN Vasile			
4	3	GER	266	ZABEL Marck	40.571 (4)	1:21.369 (4)	QF
			244	BACH Bjorn	0.741	0.847	
			260	ULM Stefan	40.571 (4)	40.798 (2)	
			251	HUTH Tim			
5	7	LAT	388	ZALUPE Kristaps	40.782 (5)	1:22.609 (5)	QF
			384	UPITIS Martins	0.952	2.087	
			383	STALMANIS Ronalds	40.782 (5)	41.827 (5)	
			379	LAZDENIEKS Arnis			
6	8	CAN	80	CUTHBERT Ryan	41.444 (7)	1:23.582 (6)	QF
			87	JORENS Steven	1.614	3.060	
			82	DOBER JR Richard	41.444 (7)	42.138 (6)	
			92	RUSU Jason			
7	1	SWE	592	SVENSSON Anders	41.063 (6)	1:23.955 (7)	QF
			582	GUSTAVSSON Anders	1.233	3.433	
			583	HALLKVIST Erik	41.063 (6)	42.892 (7)	
			585	LINDEBERG Erik			
8	2	GBR	235	JOHNSON Mally	41.772 (8)	1:25.089 (8)	??
			237	MOULE Keith	1.942	4.567	
			231	FOULGER Matt	41.772 (8)	43.317 (8)	
			241	WILSON Joel			
9	9	IRL	324	PRINGLE David	42.589 (9)	1:26.415 (9)	X -
			325	STREVENS Adam	2.759	5.893	
			319	EGAN Peter	42.589 (9)	43.826 (9)	
			326	STREVENS Roger			

Progression: 1/3 TO FINAL A, 4/7 + 8th BT TO FINAL B, REST OUT

Chief Official:	BEL	LEUKEMANS John	Course Umpire	POL	PISZCZ Rafal
Starter:	BEL	JANSSENS Etienne	Course Umpire	-	-
Course Umpire	NOR	WING Jan Bache	Chief Finishing Line	CZE	BADUROVA Blanka

Weather Conditions	Air Temperature:	30 C	Wind Speed:	1.3/1.3 m/s		
	Water Temperature:	27 C	Conditions:	Sunny	Wind Direction:	SW
	Humidity:	39%				


Legend:

QF	Qualified for Final	*	False Start
QS	Qualified for Semi-final	DSQ	Disqualified
??	Not Clear	DSF	Did not Finish
X	Eliminated	DNS	Did not Start
C	Degree Celsius	m/s	Meter per second

RESULTS
K4 500m MEN - SEMIFINAL 2

Fri 30 Aug 2002

Race 112



Rank	Lane	Country	Bib	Name	250m	500m	
1	5	ESP	166	ACUÑA Jaime	40.314 (2)	1:20.506 (1)	QF
			178	GONZALEZ Aike	0.233		
			167	AIZPURUA Oier	40.314 (2)	40.192 (2)	
			186	MUÑOZ Manuel			
2	4	ITA	347	ROSSI Antonio	40.081 (1)	1:20.826 (2)	QF
			334	BENEDINI Franco		0.320	
			345	PIEMONTE Luca	40.081 (1)	40.745 (4)	
			339	FACCHIN Andrea			
3	7	HUN	288	HEGEDUS Robert	42.067 (6)	1:20.872 (3)	QF
			294	KOKENY Roland	1.986	0.366	
			287	GYOKOS Lajos	42.067 (6)	38.805 (1)	
			283	BORHI Zsombor			
4	6	NOR	436	NAESS Mattis	41.399 (5)	1:21.952 (4)	QF
			430	WEFALD Alex	1.318	1.446	
			438	FEVANG Per	41.399 (5)	40.553 (3)	
			431	GJERSOE Andreas			
5	2	POL	475	SZALKOWSKI Lukasz	40.574 (3)	1:22.886 (5)	QF
			460	GLAZEWSKI Rafal	0.493	2.380	
			456	BIALKOWSKI Dariusz	40.574 (3)	42.312 (6)	
			467	MENDELSKI Tomasz			
6	3	AUS	10	DEAN Justin	40.881 (4)	1:23.419 (6)	QF
			15	MARTIN Simon	0.800	2.913	
			20	RHODES David	40.881 (4)	42.538 (7)	
			21	RODGERS Craig			
7	1	FIN	198	KANNIAINEN Panu	45.149 (9)	1:26.259 (7)	QF
			203	PITKANEN Petteri	5.068	5.753	
			206	VASENIUS Marko	45.149 (9)	41.110 (5)	
			202	PALMROTH Lauri			
8	8	GRE	271	NIKOLOPOULOS Nikolaos	42.622 (7)	1:26.998 (8)	??
			270	NICOLAOU Christos	2.541	6.492	
			278	VUMPBRANIETS Ian	42.622 (7)	44.376 (8)	
			272	PAPANDREOU Apostolos			
9	9	PUR	496	PONCE Roberto	44.013 (8)	1:31.705 (9)	X
			494	JIMENEZ Francisco	3.932	11.199	
			495	PONCE Jaime	44.013 (8)	47.692 (9)	
			493	ANGUEIRA Krishna			

Progression: 1/3 TO FINAL A, 4/7 + 8th BT TO FINAL B, REST OUT

Chief Official:	BEL	LEUKEMANS John	Course Umpire	ISR	AMPER Dan
Starter:	BEL	JANSSENS Etienne	Course Umpire	-	-
Course Umpire	HUN	VASKUTI Istvan	Chief Finishing Line	CZE	BADUROVA Blanka

Weather Conditions	Air Temperature:	30 C	Wind Speed:	1.3/1.3 m/s		
	Water Temperature:	27 C	Conditions:	Sunny	Wind Direction:	SW
	Humidity:	39%				

Legend:

QF	Qualified for Final	*	False Start
QS	Qualified for Semi-final	DSQ	Disqualified
??	Not Clear	DSF	Did not Finish
X	Eliminated	DNS	Did not Start
C	Degree Celsius	m/s	Meter per second

RESULTS

K4 1000m WOMEN - FINAL A

Sat 31 Aug 2002

Race 113



Rank	Lane	Country	Bib	Name	250m	500m	750m	1000m
1	4	POL	473	SKOWRON Joanna	47.600 (2)	1:35.593 (2)	2:26.720 (2)	3:17.007 (1)
			471	SADALSKA Karolina	0.507	0.473	0.625	
			455	BIALKOWSKA Aneta	47.600 (2)	47.993 (2)	51.127 (3)	50.287 (5)
			468	PASTUSZKA Aneta				
2	3	CHN	102	FAN Lina	49.461 (8)	1:36.493 (3)	2:26.095 (1)	3:17.194 (2)
			103	GAO Yi	2.368	1.373		0.187
			117	XU Linbei	49.461 (8)	47.032 (1)	49.602 (2)	51.099 (6)
			121	ZHONG Hongyan				
3	5	HUN	299	MONI Katalin	47.093 (1)	1:35.120 (1)	2:28.490 (4)	3:18.487 (3)
			308	XERESZTESI Alexandra			2.395	1.480
			307	VISKI Erzsebet	47.093 (1)	48.027 (3)	53.370 (6)	49.997 (4)
			301	PAKSY Tímea				
4	6	AUS	16	MEEK Chantal	48.429 (4)	1:37.086 (4)	2:29.397 (5)	3:18.601 (4)
			19	RANKIN Amanda	1.336	1.966	3.302	1.594
			17	OLDENHOF Lisa	48.429 (4)	48.657 (4)	52.311 (4)	49.204 (1)
			12	HARVEY Paula				
5	7	ROM	508	MATEESCU Anca	48.748 (5)	1:37.639 (5)	2:30.513 (6)	3:20.320 (5)
			517	VULPES Florica	1.655	2.519	4.418	3.313
			512	RUSANESCU Lidia	48.748 (5)	48.891 (5)	52.874 (5)	49.807 (3)
			502	CIOBANU Mariana				
6	2	UKR	607	FIKILISOVA Nataly	47.982 (3)	1:40.120 (9)	2:28.024 (3)	3:20.454 (6)
			615	OSIPENKO Inna	0.889	5.000	1.929	3.447
			605	CHEREVATOVA Olena	47.982 (3)	52.138 (9)	47.904 (1)	52.430 (7)
			601	BALABONOVA Hanna				
7	8	BLR	42	BONDARENKO Natalia	49.007 (6)	1:38.181 (6)	2:33.517 (8)	3:22.727 (7)
			40	BETS Alena	1.914	3.061	7.422	5.720
			49	VAKULA Svetlana	49.007 (6)	49.174 (7)	55.336 (9)	49.210 (2)
			36	BAKUNOVA Alesia				
8	1	ESP	187	OLIETE Alejandra	49.270 (7)	1:38.720 (7)	2:32.846 (7)	3:26.053 (8)
			193	VARELA Ana	2.177	3.600	6.751	9.046
			175	GARCIA Claudia	49.270 (7)	49.450 (8)	54.126 (7)	53.207 (8)
			177	GARCIA Laura				
9	9	CAN	85	HOPKINS Sara	50.207 (9)	1:39.352 (8)	2:33.745 (9)	3:27.006 (9)
			83	FURNEAUX Karen	3.114	4.232	7.650	9.999
			89	LIGHTBOUND Carrie	50.207 (9)	49.145 (6)	54.393 (8)	53.261 (9)
			86	JAIN Kamini				

Progression:

Chief Official:	BEL	LEUKEMANS John	Course Umpire	FRA	OYON Jean Louis
Starter:	BEL	JANSSENS Etienne	Course Umpire	-	-
Course Umpire	GBR	BLAND Peter	Chief Finishing Line	CZE	BADUROVA Blanka

Weather Conditions	Air Temperature:	20 C	Wind Speed:	0.9/0.9 m/s		
	Water Temperature:	25 C	Conditions:	Cloudy	Wind Direction:	SW /
	Humidity:	80%				

Legend:

QF	Qualified for Final	*	False Start
QS	Qualified for Semi-final	DSQ	Disqualified
??	Not Clear	DSF	Did not Finish
X	Eliminated	DNS	Did not Start
C	Degree Celsius	m/s	Meter per second

RESULTS

C1 1000m MEN - FINAL B

Sat 31 Aug 2002

Race 114



Rank	Lane	Country	Bib	Name	250m	500m	750m	1000m
1	5	ESP	172	CRESPO Jose M.	57.021 (1)	1:56.163 (1)	2:57.508 (2) 1.007	3:55.670 (1) 1.007
2	4	GRE	269	KILIGKARIDIS Andreas	57.021 (1)	59.142 (5)	1:01.345 (4)	
3	3	POL	461	GRZYBOWSKI Marcin	57.327 (2) 0.306	1:56.610 (2) 0.447	2:56.501 (1)	3:56.297 (2) 0.627
4	1	SVK	574	OSTRCIL Marian	57.327 (2)	59.283 (6)	59.891 (2)	
5	8	AUS	14	MARINOV Martin	58.709 (5) 1.688	1:57.141 (3) 0.978	2:58.311 (3) 1.810	3:58.430 (3) 2.760
6	7	CHN	111	MENG Guanliang	58.709 (5)	58.432 (3)	1:01.170 (3)	
7	9	USA	629	MALLOCH Jordan	59.369 (6) 2.348	1:57.942 (4) 1.779	3:03.119 (8) 6.618	3:59.376 (4) 3.706
8	2	BLR	47	SAPONENKO Semen	59.369 (6)	58.573 (4)	1:05.177 (9)	
9	6	ITA	353	ZANIN Luca	1:10.713 (9) 13.692	2:01.105 (8) 4.942	3:02.454 (7) 5.953	4:00.383 (5) 4.713
					1:10.713 (9)	50.392 (2)	1:01.349 (5)	
					58.511 (4) 1.490	1:59.508 (6) 3.345	3:02.144 (6) 5.643	4:01.563 (6) 5.893
					58.511 (4)	1:00.997 (8)	1:02.636 (7)	
					1:00.022 (7) 3.001	2:01.623 (9) 5.460	3:03.417 (9) 6.916	4:03.056 (7) 7.386
					1:00.022 (7)	1:01.601 (9)	1:01.794 (6)	
					1:10.538 (8) 13.517	2:00.327 (7) 4.164	2:59.711 (4) 3.210	4:03.269 (8) 7.599
					1:10.538 (8)	49.789 (1)	59.384 (1)	
					58.138 (3) 1.117	1:58.897 (5) 2.734	3:01.881 (5) 5.380	4:05.349 (9) 9.679
					58.138 (3)	1:00.759 (7)	1:02.984 (8)	

Progression:

Chief Official:	BEL	LEUKEMANS John	Course Umpire	POL	PISZCZ Rafal
Starter:	CAN	McCABE Peter	Course Umpire	-	-
Course Umpire	NOR	WING Jan Bache	Chief Finishing Line	CZE	BADUROVA Blanka

Weather Conditions	Air Temperature:	20 C	Wind Speed:	0.9/0.9 m/s	
	Water Temperature:	25 C	Conditions:	Cloudy	Wind Direction:
	Humidity:	80%			SW /

Legend:

QF	Qualified for Final	*	False Start
QS	Qualified for Semi-final	DSQ	Disqualified
??	Not Clear	DSF	Did not Finish
X	Eliminated	DNS	Did not Start
C	Degree Celsius	m/s	Meter per second

RESULTS
C1 1000m MEN - FINAL B

Sat 31 Aug 2002

Race 114



CORRECTED

Rank	Lane	Country	Bib	Name	250m	500m	750m	1000m
1	5	ESP	172	CRESPO Jose M.	57.021 (1)	1:56.163 (1)		3:55.670 (1)
					57.021 (1)	59.142 (4)		
2	4	GRE	269	KILIGKARIDIS Andreas	57.327 (2)	1:56.610 (2)		3:56.297 (2)
					0.306	0.447		0.627
					57.327 (2)	59.283 (5)		
3	1	SVK	574	OSTRCIL Marian	59.369 (5)	1:57.942 (3)		3:59.376 (3)
					2.348	1.779		3.706
					59.369 (5)	58.573 (3)		
4	8	AUS	14	MARINOV Martin	1:10.713 (8)	2:01.105 (7)		4:00.383 (4)
					13.692	4.942		4.713
					1:10.713 (8)	50.392 (2)		
5	7	CHN	111	MENG Guanliang	58.511 (4)	1:59.508 (5)		4:01.563 (5)
					1.490	3.345		5.893
					58.511 (4)	1:00.997 (7)		
6	9	USA	629	MALLOCH Jordan	1:00.022 (6)	2:01.623 (8)		4:03.056 (6)
					3.001	5.460		7.386
					1:00.022 (6)	1:01.601 (8)		
7	2	BLR	47	SAPONENKO Semen	1:10.538 (7)	2:00.327 (6)		4:03.269 (7)
					13.517	4.164		7.599
					1:10.538 (7)	49.789 (1)		
8	6	ITA	353	ZANIN Luca	58.138 (3)	1:58.897 (4)		4:05.349 (8)
					1.117	2.734		9.679
					58.138 (3)	1:00.759 (6)		
	3	POL	461	GRZYBOWSKI Marcin				

DSQ

Progression:

Chief Official:	BEL	LEUKEMANS John	Course Umpire	POL	PISZCZ Rafal
Starter:	CAN	McCABE Peter	Course Umpire	-	-
Course Umpire	NOR	WING Jan Bache	Chief Finishing Line	CZE	BADUROVA Blanka

Weather Conditions	Air Temperature:	20 C	Wind Speed:	0.9/0.9 m/s		
	Water Temperature:	25 C	Conditions:	Cloudy	Wind Direction:	SW /
	Humidity:	80%				

Legend:

QF	Qualified for Final	*	False Start
QS	Qualified for Semi-final	DSQ	Disqualified
??	Not Clear	DSF	Did not Finish
X	Eliminated	DNS	Did not Start
C	Degree Celsius	m/s	Meter per second

RESULTS
C1 1000m MEN - FINAL A

Sat 31 Aug 2002

Race 115



Rank	Lane	Country	Bib	Name	250m	500m	750m	1000m
1	3	GER	245	DITTMER Andreas				3:49.031 (1)
2	5	RUS	541	OPALEV Maxim				3:49.644 (2) 0.613
3	4	CAN	84	GILES Stephen				3:50.737 (3) 1.706
4	1	CUB	134	AGUILAR Karel				3:53.164 (4) 4.133
5	2	BUL	64	ATANASOV Stanimir				3:53.384 (5) 4.353
6	8	CZE	141	DOKTOR Martin				3:53.457 (6) 4.426
7	7	UKR	603	BUNDZ Roman				3:56.150 (7) 7.119
8	6	HUN	295	KOLONICS Gyorgy				3:57.363 (8) 8.332
9	9	LAT	386	VINOGRADOVS Dagnis				3:57.390 (9) 8.359

Progression:

Chief Official:	BEL	LEUKEMANS John	Course Umpire	ISR	AMPER Dan
Starter:	CAN	McCABE Peter	Course Umpire	-	-
Course Umpire	HUN	VASKUTI Istvan	Chief Finishing Line	CZE	BADUROVA Blanka

Weather Conditions	Air Temperature:	20 C	Wind Speed:	0.9/0.9 m/s		
	Water Temperature:	25 C	Conditions:	Cloudy	Wind Direction:	SW /
	Humidity:	80%				

Legend:

QF	Qualified for Final	*	False Start
QS	Qualified for Semi-final	DSQ	Disqualified
??	Not Clear	DSF	Did not Finish
X	Eliminated	DNS	Did not Start
C	Degree Celsius	m/s	Meter per second

RESULTS
 K1 1000m MEN - FINAL B

Sat 31 Aug 2002

Race 116



Rank	Lane	Country	Bib	Name	250m	500m	750m	1000m
1	6	FRA	207	AMIR Tahmasseb B.				3:30.612 (1)
2	5	GBR	225	BRABANTS Tim				3:31.832 (2) 1.220
3	7	ITA	343	MAJOCHHI Jacopo				3:33.506 (3) 2.894
4	4	CAN	95	VANKOEVERDEN Adam				3:33.712 (4) 3.100
5	8	YUG	648	JANIC Stjepan				3:35.305 (5) 4.693
6	1	ESP	179	GONZALEZ Jovino				3:35.399 (6) 4.787
7	2	CZE	154	POLIVKA Jiri				3:35.752 (7) 5.140
8	9	SVK	573	NEMEC Lubomir				3:37.352 (8) 6.740
9	3	BUL	65	CHALAKOV Encho				3:37.865 (9) 7.253

Progression:

Chief Official:	BEL	LEUKEMANS John	Course Umpire	FRA	OYON Jean Louis
Starter:	CAN	McCABE Peter	Course Umpire	-	-
Course Umpire	GBR	BLAND Peter	Chief Finishing Line	CZE	BADUROVA Blanka

Weather Conditions	Air Temperature:	20 C	Wind Speed:	0.9/0.9 m/s		
	Water Temperature:	25 C	Conditions:	Cloudy	Wind Direction:	SW /
	Humidity:	80%				

Legend:

QF	Qualified for Final	*	False Start
QS	Qualified for Semi-final	DSQ	Disqualified
??	Not Clear	DSF	Did not Finish
X	Eliminated	DNS	Did not Start
C	Degree Celsius	m/s	Meter per second

RESULTS
K1 1000m MEN - FINAL A

Sat 31 Aug 2002

Race 117



Rank	Lane	Country	Bib	Name	250m	500m	750m	1000m
1	4	NOR	432	VERAS-LARSEN Eirik	49.428 (2) 0.225 49.428 (2)	1:44.239 (9) 2.773 54.811 (9)	2:38.609 (9) 3.350 54.370 (6)	3:27.586 (1) 48.977 (1)
2	8	ARG	2	CORREA Javier	50.387 (6) 1.184 50.387 (6)	1:41.748 (2) 0.282 51.361 (1)	2:35.674 (2) 0.415 53.926 (3)	3:28.273 (2) 0.687 52.599 (5)
3	5	POL	472	SEROCZYNSKI Adam	49.203 (1) 49.203 (1)	1:41.466 (1) 52.263 (4)	2:35.259 (1) 53.793 (2)	3:28.400 (3) 0.814 53.141 (8)
4	9	ISR	333	YELLIN Roei	51.368 (9) 2.165 51.368 (9)	1:42.920 (6) 1.454 51.552 (2)	2:36.373 (3) 1.114 53.453 (1)	3:28.560 (4) 0.974 52.187 (4)
5	7	AUS	7	BAGGALEY Nathan	49.908 (4) 0.705 49.908 (4)	1:42.621 (5) 1.155 52.713 (8)	2:36.684 (4) 1.425 54.063 (4)	3:29.306 (5) 1.720 52.622 (6)
6	2	DEN	163	TRANUM JENSEN Torsten	50.948 (8) 1.745 50.948 (8)	1:43.524 (8) 2.058 52.576 (7)	2:37.652 (6) 2.393 54.128 (5)	3:29.380 (6) 1.794 51.728 (3)
7	3	HUN	283	BORHI Zsombor	50.659 (7) 1.456 50.659 (7)	1:43.227 (7) 1.761 52.568 (6)	2:38.294 (8) 3.035 55.067 (8)	3:29.433 (7) 1.847 51.139 (2)
8	6	GER	254	LIWOWSKI Lutz	50.151 (5) 0.948 50.151 (5)	1:42.327 (4) 0.861 52.176 (3)	2:37.309 (5) 2.050 54.982 (7)	3:30.193 (8) 2.607 52.884 (7)
9	1	BEL	28	MAESEN Bob	49.671 (3) 0.468 49.671 (3)	1:42.035 (3) 0.569 52.364 (5)	2:37.996 (7) 2.737 55.961 (9)	3:31.979 (9) 4.393 53.983 (9)

Progression:

Chief Official:	BEL	LEUKEMANS John	Course Umpire	POL	PISZCZ Rafal
Starter:	CAN	McCABE Peter	Course Umpire	-	-
Course Umpire	NOR	WING Jan Bache	Chief Finishing Line	CZE	BADUROVA Blanka

Weather Conditions	Air Temperature:	20 C	Wind Speed:	0.9/0.9 m/s		
	Water Temperature:	25 C	Conditions:	Cloudy	Wind Direction:	SW /
	Humidity:	80%				

Legend:

QF	Qualified for Final	*	False Start
QS	Qualified for Semi-final	DSQ	Disqualified
??	Not Clear	DSF	Did not Finish
X	Eliminated	DNS	Did not Start
C	Degree Celsius	m/s	Meter per second

RESULTS
K1 1000m WOMEN - FINAL B

Race 118



Sat 31 Aug 2002

Rank	Lane	Country	Bib	Name	250m	500m	750m	1000m
1	4	POL	457	CZAJCZYNSKA Malgorzata				4:05.493 (1)
2	5	NOR	434	BRANNSTEN Hege				4:06.886 (2) 1.393
3	7	CHN	105	HE Jing				4:08.012 (3) 2.519
4	2	UZB	640	MOSKALEVA Antonina				4:09.506 (4) 4.013
5	6	BLR	40	BETS Alena				4:10.125 (5) 4.632
6	3	ESP	188	OSABA Amaia				4:10.365 (6) 4.872
7	1	NZL	441	POCOSK Katherine				4:11.665 (7) 6.172
8	9	RUS	540	NIKOLAEVA Olga				4:15.705 (8) 10.212
9	8	POR	489	RODRIGUES Helena				4:16.625 (9) 11.132

Progression:

Chief Official:	BEL	LEUKEMANS John	Course Umpire	ISR	AMPER Dan
Starter:	CAN	McCABE Peter	Course Umpire	-	-
Course Umpire	HUN	VASKUTI Istvan	Chief Finishing Line	CZE	BADUROVA Blanka

Weather Conditions	Air Temperature:	20 C	Wind Speed:	0.9/0.9 m/s		
	Water Temperature:	25 C	Conditions:	Cloudy	Wind Direction:	SW /
	Humidity:	80%				

Legend:

QF	Qualified for Final	*	False Start
QS	Qualified for Semi-final	DSQ	Disqualified
??	Not Clear	DSF	Did not Finish
X	Eliminated	DNS	Did not Start
C	Degree Celsius	m/s	Meter per second

RESULTS

K1 1000m WOMEN - FINAL A

Race 119



Sat 31 Aug 2002

Rank	Lane	Country	Bib	Name	250m	500m	750m	1000m
1	6	HUN	296	KOVACS Katalin	56.109 (3)	1:52.221 (1)	2:53.592 (1)	3:53.340 (1)
					1.400			
					56.109 (3)	56.112 (1)	1:01.371 (5)	59.748 (5)
2	7	GER	262	WAGNER Katrin	56.478 (5)	1:54.300 (3)	2:55.017 (2)	3:53.920 (2)
					1.769	2.079	1.425	0.580
					56.478 (5)	57.822 (2)	1:00.717 (2)	58.903 (3)
3	5	ITA	342	IDEM Josefa	55.874 (2)	1:53.982 (2)	2:56.083 (4)	3:54.770 (3)
					1.165	1.761	2.491	1.430
					55.874 (2)	58.108 (3)	1:02.101 (7)	58.687 (2)
4	3	AUS	8	BORCHERT Katrin	56.293 (4)	1:55.783 (5)	2:56.900 (5)	3:54.780 (4)
					1.584	3.562	3.308	1.440
					56.293 (4)	59.490 (4)	1:01.117 (4)	57.880 (1)
5	4	CAN	77	BRUNET Caroline	54.709 (1)	1:55.054 (4)	2:55.216 (3)	3:56.787 (5)
						2.833	1.624	3.447
					54.709 (1)	1:00.345 (6)	1:00.162 (1)	1:01.571 (6)
6	1	ISR	330	KARMI Lior	57.965 (8)	1:58.564 (8)	3:00.109 (7)	3:59.566 (6)
					3.256	6.343	6.517	6.226
					57.965 (8)	1:00.599 (8)	1:01.545 (6)	59.457 (4)
7	8	GBR	229	DAVEY Tricia	57.348 (7)	1:57.749 (7)	2:58.488 (6)	4:01.579 (7)
					2.639	5.528	4.896	8.239
					57.348 (7)	1:00.401 (7)	1:00.739 (3)	1:03.091 (7)
8	2	NED	426	BULK Nicole	56.650 (6)	1:56.883 (6)	3:01.575 (8)	4:05.806 (8)
					1.941	4.662	7.983	12.466
					56.650 (6)	1:00.233 (5)	1:04.692 (9)	1:04.231 (9)
9	9	CZE	143	FUTEROVA Barbora	58.624 (9)	1:59.775 (9)	3:04.040 (9)	4:08.165 (9)
					3.915	7.554	10.448	14.825
					58.624 (9)	1:01.151 (9)	1:04.265 (8)	1:04.125 (8)

Progression:

Chief Official:	BEL	LEUKEMANS John	Course Umpire	FRA	OYON Jean Louis
Starter:	CAN	McCABE Peter	Course Umpire	-	-
Course Umpire	GBR	BLAND Peter	Chief Finishing Line	CZE	BADUROVA Blanka

Weather Conditions	Air Temperature:	20 C	Wind Speed:	0.9/0.9 m/s	
	Water Temperature:	25 C	Conditions:	Cloudy	Wind Direction: SW /
	Humidity:	80%			

Legend:

QF	Qualified for Final	*	False Start
QS	Qualified for Semi-final	DSQ	Disqualified
??	Not Clear	DSF	Did not Finish
X	Eliminated	DNS	Did not Start
C	Degree Celsius	m/s	Meter per second

RESULTS
C2 1000m MEN - FINAL B

Race 120



Sat 31 Aug 2002

Rank	Lane	Country	Bib	Name	250m	500m	750m	1000m
1	5	GER	253	KOBER Lars	52.626 (1)	1:47.954 (1)	2:44.687 (1)	3:38.802 (1)
			261	UTESS Stefan	52.626 (1)	55.328 (1)	56.733 (3)	54.115 (2)
2	4	BLR	41	BOGDANOVICH Aleksander	52.879 (2)	1:49.757 (3)	2:46.384 (2)	3:42.428 (2)
			43	KURLANDCHIK Aleksander	0.253	1.803	1.697	3.626
3	7	MEX	419	DEHESA Cristian	52.879 (2)	56.878 (6)	56.627 (2)	56.044 (4)
			423	ROMERO Antonio	53.121 (3)	1:49.003 (2)	2:47.180 (3)	3:42.621 (3)
4	9	ITA	350	TESTA Antonio	0.495	1.049	2.493	3.819
			335	BONINI Alberto	53.121 (3)	55.882 (3)	58.177 (6)	55.441 (3)
5	3	CHN	106	JING Ying	54.583 (7)	1:50.140 (4)	2:50.244 (8)	3:44.141 (4)
			112	QIU Sairong	1.957	2.186	5.557	5.339
6	6	LAT	375	ANDREJEVS Dmitrijs	54.583 (7)	55.557 (2)	1:00.104 (9)	53.897 (1)
			378	KLEMENTJEVS Jefimijis	54.063 (6)	1:50.480 (5)	2:48.142 (4)	3:45.028 (5)
7	2	AUS	13	MARCZAK Sebastian	1.437	2.526	3.455	6.226
			11	EGAN Jason	54.063 (6)	56.417 (5)	57.662 (5)	56.886 (6)
8	1	CZE	151	MACHAC Jan	54.836 (8)	1:50.846 (6)	2:49.550 (7)	3:45.948 (6)
			147	JIRASKY Viktor	2.210	2.892	4.863	7.146
9	8	BRA	54	BORGES Antonio	54.836 (8)	56.010 (4)	58.704 (7)	56.398 (5)
			62	SOUZA Rogerio	53.772 (5)	2:06.070 (9)	2:48.337 (5)	3:46.194 (7)
8	1	CZE	151	MACHAC Jan	1.146	18.116	3.650	7.392
			147	JIRASKY Viktor	53.772 (5)	1:12.298 (9)	42.267 (1)	57.857 (7)
9	8	BRA	54	BORGES Antonio	53.501 (4)	1:51.345 (7)	2:48.948 (6)	3:48.074 (8)
			62	SOUZA Rogerio	0.875	3.391	4.261	9.272
9	8	BRA	54	BORGES Antonio	53.501 (4)	57.844 (8)	57.603 (4)	59.126 (8)
			62	SOUZA Rogerio	55.115 (9)	1:52.193 (8)	2:51.871 (9)	3:57.813 (9)
9	8	BRA	54	BORGES Antonio	2.489	4.239	7.184	19.011
			62	SOUZA Rogerio	55.115 (9)	57.078 (7)	59.678 (8)	1:05.942 (9)

Progression:

Chief Official:	BEL	LEUKEMANS John	Course Umpire	POL	PISZCZ Rafal
Starter:	GER	STAHLSCHMIDT Gunter	Course Umpire	-	-
Course Umpire	NOR	WING Jan Bache	Chief Finishing Line	CZE	BADUROVA Blanka

Weather Conditions	Air Temperature:	20 C	Wind Speed:	0.9/0.9 m/s	
	Water Temperature:	25 C	Conditions:	Cloudy	Wind Direction: SW /
	Humidity:	80%			

Legend:

QF	Qualified for Final	*	False Start
QS	Qualified for Semi-final	DSQ	Disqualified
??	Not Clear	DSF	Did not Finish
X	Eliminated	DNS	Did not Start
C	Degree Celsius	m/s	Meter per second

RESULTS

C2 1000m MEN - FINAL A

Sat 31 Aug 2002

Race 121



Rank	Lane	Country	Bib	Name	250m	500m	750m	1000m
1	5	POL	474	SLIWINSKI Michal	51.004 (3)	1:43.547 (1)	2:38.737 (1)	3:32.456 (1)
			465	KOBIERSKI Marcin	51.004 (3)	52.543 (1)	55.190 (6)	53.719 (2)
2	6	CUB	135	BALCEIRO Ledi F.	50.411 (1)	1:44.022 (2)	2:39.139 (2)	3:33.676 (2)
			137	ROJAS Ibrahim	50.411 (1)	53.611 (3)	55.117 (4)	54.537 (6)
3	3	CAN	94	SCAROLA Mike	52.030 (6)	1:46.549 (6)	2:41.009 (5)	3:33.969 (3)
			81	DALTON Richard	52.030 (6)	54.519 (7)	54.460 (1)	52.960 (1)
4	7	ROM	515	SIMIOCENCU Silviu	51.481 (4)	1:45.603 (4)	2:40.272 (3)	3:34.069 (4)
			510	POPESCU Florin	51.481 (4)	54.122 (5)	54.669 (2)	53.797 (3)
5	4	ESP	169	BEA GARCIA Jose A.	52.530 (7)	1:45.077 (3)	2:40.572 (4)	3:34.735 (5)
			183	MASCATO David	52.530 (7)	52.547 (2)	55.495 (8)	54.163 (5)
6	2	RUS	536	KOSTOGLOD Alexandre	50.661 (2)	1:46.112 (5)	2:41.403 (6)	3:35.329 (6)
			548	ULEGIN Serguei	50.661 (2)	55.451 (8)	55.291 (7)	53.926 (4)
7	9	SVK	570	KUBICA Jan	53.019 (8)	1:46.989 (7)	2:42.084 (7)	3:36.655 (7)
			575	PALES Peter	53.019 (8)	53.970 (4)	55.095 (3)	54.571 (7)
8	8	HUN	286	FURDOK Gabor	54.359 (9)	1:48.481 (9)	2:43.620 (8)	3:39.482 (8)
			290	HUTTNER Csaba	54.359 (9)	54.122 (5)	55.139 (5)	55.862 (8)
9	1	FRA	218	LENOIR Jose	51.714 (5)	1:47.503 (8)	2:46.641 (9)	3:47.454 (9)
			215	LAVIGNE Yannick	51.714 (5)	55.789 (9)	59.138 (9)	1:00.813 (9)

Progression:

Chief Official:	BEL	LEUKEMANS John	Course Umpire	ISR	AMPER Dan
Starter:	GER	STAHLSCHMIDT Gunter	Course Umpire	-	-
Course Umpire	HUN	VASKUTI Istvan	Chief Finishing Line	CZE	BADUROVA Blanka

Weather Conditions	Air Temperature:	20 C	Wind Speed:	0.9/0.9 m/s	
	Water Temperature:	25 C	Conditions:	Cloudy	Wind Direction: SW /
	Humidity:	80%			

Legend:

QF	Qualified for Final	*	False Start
QS	Qualified for Semi-final	DSQ	Disqualified
??	Not Clear	DSF	Did not Finish
X	Eliminated	DNS	Did not Start
C	Degree Celsius	m/s	Meter per second

RESULTS

K2 1000m MEN - FINAL B

Sat 31 Aug 2002

Race 122



Rank	Lane	Country	Bib	Name	250m	500m	750m	1000m
1	6	GER	250	HERSZEL Marko	45.591 (1)	1:36.831 (2)	2:27.532 (2)	3:16.817 (1)
			263	WESTPHALEN Mark		0.359	0.448	
					45.591 (1)	51.240 (8)	50.701 (3)	49.285 (3)
2	8	AUS	22	WALLACE Ken	47.381 (6)	1:36.472 (1)	2:27.084 (1)	3:16.964 (2)
			9	COLOMB Keith	1.790			0.147
					47.381 (6)	49.091 (1)	50.612 (2)	49.880 (4)
3	5	BUL	67	DIMITROV Marian	49.980 (9)	1:39.602 (9)	2:31.264 (9)	3:17.357 (3)
			73	STEFANOV Alekandar	4.389	3.130	4.180	0.540
					49.980 (9)	49.622 (2)	51.662 (7)	46.093 (1)
4	7	FRA	213	GOURICHON Stephane	46.437 (3)	1:39.026 (8)	2:27.919 (3)	3:18.284 (4)
			212	GAUTHIER Frederic	0.846	2.554	0.835	1.467
					46.437 (3)	52.589 (9)	48.893 (1)	50.365 (7)
5	3	YUG	653	ZORIC Dragan	46.744 (4)	1:37.468 (4)	2:28.550 (4)	3:18.517 (5)
			652	SOTI Jozef	1.153	0.996	1.466	1.700
					46.744 (4)	50.724 (5)	51.082 (4)	49.967 (5)
6	9	SUI	563	TOBLER Lukas	47.660 (7)	1:37.867 (5)	2:30.417 (8)	3:19.411 (6)
			562	KUNZ Johannes	2.069	1.395	3.333	2.594
					47.660 (7)	50.207 (3)	52.550 (9)	48.994 (2)
7	2	IRL	321	MALONEY Brendan	47.060 (5)	1:38.198 (6)	2:29.485 (6)	3:20.030 (7)
			320	FLEMING Neil	1.469	1.726	2.401	3.213
					47.060 (5)	51.138 (7)	51.287 (5)	50.545 (8)
8	1	ESP	168	BAÑOS Pablo E.	47.988 (8)	1:38.595 (7)	2:29.917 (7)	3:20.197 (8)
			196	VINDEL Damian	2.397	2.123	2.833	3.380
					47.988 (8)	50.607 (4)	51.322 (6)	50.280 (6)
9	4	ITA	334	BENEDINI Franco	46.058 (2)	1:37.172 (3)	2:28.910 (5)	3:20.444 (9)
			351	TOFANI Pierpaolo	0.467	0.700	1.826	3.627
					46.058 (2)	51.114 (6)	51.738 (8)	51.534 (9)

Progression:

Chief Official:	BEL	LEUKEMANS John	Course Umpire	FRA	OYON Jean Louis
Starter:	GER	STAHLSCHMIDT Gunter	Course Umpire	-	-
Course Umpire	GBR	BLAND Peter	Chief Finishing Line	CZE	BADUROVA Blanka

Weather Conditions	Air Temperature:	20 C	Wind Speed:	0.9/0.9 m/s		
	Water Temperature:	25 C	Conditions:	Cloudy	Wind Direction:	SW /
	Humidity:	80%				

Legend:

QF	Qualified for Final	*	False Start
QS	Qualified for Semi-final	DSQ	Disqualified
??	Not Clear	DSF	Did not Finish
X	Eliminated	DNS	Did not Start
C	Degree Celsius	m/s	Meter per second

RESULTS

K2 1000m MEN - FINAL A

Race 123



Sat 31 Aug 2002

Rank	Lane	Country	Bib	Name	250m	500m	750m	1000m
1	3	SWE	586	NILSSON Henrik	45.560 (1)	1:34.407 (1)		3:12.625 (1)
			589	OSKARSSON Marcus	45.560 (1)	48.847 (2)		
2	7	NOR	437	FJELDHEIN Nils	47.469 (8)	1:36.843 (7)		3:13.691 (2)
			432	VERAS-LARSEN Eirik	1.909	2.436	49.374 (4)	1.066
3	5	HUN	305	VEREB Krisztian	46.397 (4)	1:34.954 (2)		3:14.438 (3)
			306	VERECKEI Akos	0.837	0.547	48.557 (1)	1.813
4	8	RUS	544	TICHTCHENKO Anatoli	46.659 (5)	1:35.687 (4)		3:15.151 (4)
			532	GROUCHIKHINE Vladimir	1.099	1.280	49.028 (3)	2.526
5	6	DEN	160	WRAAE KNUDSEN Kim	45.851 (2)	1:35.299 (3)		3:15.311 (5)
			161	KONGSGAARD Mads	0.291	0.892	49.448 (5)	2.686
6	2	POL	479	WYSOCKI Adam	47.199 (7)	1:37.290 (8)		3:15.478 (6)
			476	TWARDOWSKI Marek	1.639	2.883	50.091 (9)	2.853
7	4	SVK	569	KADNAR Juraj	46.137 (3)	1:36.053 (5)		3:16.451 (7)
			567	ERBAN Robert	0.577	1.646	49.916 (8)	3.826
8	9	GBR	242	WYNNE Ian	46.919 (6)	1:36.464 (6)		3:17.377 (8)
			227	DARBY-DOWMAN Paul	1.359	2.057	49.545 (6)	4.752
9	1	SLO	560	ZUPANCIC Jernej	48.038 (9)	1:37.742 (9)		3:18.664 (9)
			556	JAZBEC Jaka	2.478	3.335	49.704 (7)	6.039

Progression:

Chief Official:	BEL	LEUKEMANS John	Course Umpire	POL	PISZCZ Rafal
Starter:	GER	STAHLSCHMIDT Gunter	Course Umpire	-	-
Course Umpire	NOR	WING Jan Bache	Chief Finishing Line	CZE	BADUROVA Blanka

Weather Conditions	Air Temperature:	20 C	Wind Speed:	0.9/0.9 m/s		
	Water Temperature:	25 C	Conditions:	Cloudy	Wind Direction:	SW /
	Humidity:	80%				

Legend:

QF	Qualified for Final	*	False Start
QS	Qualified for Semi-final	DSQ	Disqualified
??	Not Clear	DSF	Did not Finish
X	Eliminated	DNS	Did not Start
C	Degree Celsius	m/s	Meter per second

RESULTS

K2 1000m WOMEN - FINAL B

Sat 31 Aug 2002

Race 124



Rank	Lane	Country	Bib	Name	250m	500m	750m	1000m
1	4	NOR	435	LINOTNER Marita	55.099 (2)	1:53.842 (2)	2:54.329 (2)	3:51.181 (1)
			433	FEVANG Ellen	0.742	2.245	1.858	
2	6	YUG	651	SOLAC Branka	55.099 (2)	58.743 (2)	1:00.487 (2)	56.852 (1)
			650	PANDA Antonija	54.357 (1)	1:51.597 (1)	2:52.471 (1)	3:52.741 (2)
3	3	ITA	340	FAGIOLI Alice	54.357 (1)	57.240 (1)	1:00.874 (3)	1:00.270 (5)
			349	SGROI Fabiana	55.364 (3)	1:54.496 (3)	2:54.861 (3)	3:53.954 (3)
4	2	JPN	359	TAKAHASHI Hiromi	1.007	2.899	2.390	2.773
			361	TSUNA Azusa	55.364 (3)	59.132 (3)	1:00.365 (1)	59.093 (3)
5	1	INA	310	SUHARTATI	55.930 (5)	1:56.583 (5)	2:59.181 (5)	3:57.913 (4)
			309	SARCE Aronggear	1.573	4.986	6.710	6.732
6	9	GRE	267	DIALETARA Violeta	55.930 (5)	1:00.653 (6)	1:02.598 (4)	58.732 (2)
			275	TSAMOPOULOU Chrisa	55.653 (4)	1:55.373 (4)	2:58.058 (4)	3:59.227 (5)
7	5	ROM	512	RUSANESCU Lidia	1.296	3.776	5.587	8.046
			517	VULPES Florica	57.992 (7)	1:57.892 (6)	3:01.873 (6)	4:04.133 (6)
8	8	NZL	439	SNOWDEN Danielle	3.635	6.295	9.402	12.952
			449	MORRISON Trinity	57.992 (7)	59.900 (5)	1:03.981 (7)	1:02.260 (7)
9	7	FIN	205	SJOBBERG Filippa	56.254 (6)	2:02.945 (8)	3:07.004 (8)	4:06.926 (7)
			197	HONKANEN Jenni	1.897	11.348	14.533	15.745
9	7	FIN	205	SJOBBERG Filippa	56.254 (6)	1:06.691 (9)	1:04.059 (8)	59.922 (4)
			197	HONKANEN Jenni	59.546 (8)	2:01.395 (7)	3:05.219 (7)	4:07.559 (8)
9	7	FIN	205	SJOBBERG Filippa	5.189	9.798	12.748	16.378
			197	HONKANEN Jenni	59.546 (8)	1:01.849 (7)	1:03.824 (6)	1:02.340 (8)
9	7	FIN	205	SJOBBERG Filippa	1:02.075 (9)	2:06.460 (9)	3:12.169 (9)	4:18.625 (9)
			197	HONKANEN Jenni	7.718	14.863	19.698	27.444
					1:02.075 (9)	1:04.385 (8)	1:05.709 (9)	1:06.456 (9)

Progression:

Chief Official:	BEL	LEUKEMANS John	Course Umpire	ISR	AMPER Dan
Starter:	GER	STAHLSCHMIDT Gunter	Course Umpire	-	-
Course Umpire	HUN	VASKUTI Istvan	Chief Finishing Line	CZE	BADUROVA Blanka

Weather Conditions	Air Temperature:	21 C	Wind Speed:	0.9/0.9 m/s		
	Water Temperature:	25 C	Conditions:	Cloudy	Wind Direction:	SW
	Humidity:	77%				

Legend:

QF	Qualified for Final	*	False Start
QS	Qualified for Semi-final	DSQ	Disqualified
??	Not Clear	DSF	Did not Finish
X	Eliminated	DNS	Did not Start
C	Degree Celsius	m/s	Meter per second

RESULTS

K2 1000m WOMEN - FINAL A

Sat 31 Aug 2002

Race 125



Rank	Lane	Country	Bib	Name	250m	500m	750m	1000m
1	4	HUN	284	BOTA Kinga	52.478 (3)	1:47.178 (1)	2:42.736 (1)	3:37.259 (1)
			303	SZABO Szilvia	0.411			
2	5	GER	255	MUCKE Manuele	52.267 (2)	1:47.456 (2)	2:43.455 (2)	3:38.572 (2)
			257	OPGEN-RHEIN Nadine	0.200	0.278	0.719	1.313
3	9	ISR	332	PESSAKHOVITCH Larissa	52.267 (2)	55.189 (5)	55.999 (3)	55.117 (3)
			329	GAFNI Adi	2.163	1.825	4.343	4.906
4	8	BUL	66	DACHEVA Delyana	54.230 (8)	1:49.003 (7)	2:47.079 (7)	3:42.165 (3)
			72	PINDZEVA Bonka	54.230 (8)	54.773 (3)	58.076 (7)	55.086 (2)
5	7	ESP	191	SANCHEZ Belen	53.948 (7)	1:48.075 (4)	2:46.196 (5)	3:42.292 (4)
			176	GARCIA Maria I.	1.881	0.897	3.460	5.033
6	6	USA	625	COLIN Kathy	53.948 (7)	54.127 (1)	58.121 (8)	56.096 (4)
			632	NORTJE Ruth	53.211 (6)	1:48.681 (6)	2:46.666 (6)	3:43.645 (5)
7	3	POL	469	PYZALSKA Iwona	1.144	1.503	3.930	6.386
			466	KUCZKOWSKA Dorota	53.211 (6)	55.470 (6)	57.985 (5)	56.979 (5)
8	2	CHN	103	GAO Yi	52.983 (5)	1:47.771 (3)	2:45.771 (4)	3:44.025 (6)
			102	FAN Lina	0.916	0.593	3.035	6.766
9	1	RUS	528	ERCHOVA Elena	52.983 (5)	54.788 (4)	58.000 (6)	58.254 (6)
			545	TISSINA Elena	52.067 (1)	1:48.391 (5)	2:45.392 (3)	3:46.838 (7)
9	1	RUS	528	ERCHOVA Elena	52.067 (1)	56.324 (7)	57.001 (4)	1:01.446 (9)
			545	TISSINA Elena	55.549 (9)	1:51.982 (9)	2:47.759 (8)	3:47.024 (8)
9	1	RUS	528	ERCHOVA Elena	3.482	4.804	5.023	9.765
			545	TISSINA Elena	55.549 (9)	56.433 (8)	55.777 (2)	59.265 (7)
9	1	RUS	528	ERCHOVA Elena	52.769 (4)	1:49.559 (8)	2:49.704 (9)	3:49.351 (9)
			545	TISSINA Elena	0.702	2.381	6.968	12.092
9	1	RUS	528	ERCHOVA Elena	52.769 (4)	56.790 (9)	1:00.145 (9)	59.647 (8)
			545	TISSINA Elena				

Progression:

Chief Official:	BEL	LEUKEMANS John	Course Umpire	FRA	OYON Jean Louis
Starter:	GER	STAHLSCHMIDT Gunter	Course Umpire	-	-
Course Umpire	GBR	BLAND Peter	Chief Finishing Line	CZE	BADUROVA Blanka

Weather Conditions	Air Temperature:	21 C	Wind Speed:	0.9/0.9 m/s		
	Water Temperature:	25 C	Conditions:	Cloudy	Wind Direction:	SW
	Humidity:	77%				

Legend:

QF	Qualified for Final	*	False Start
QS	Qualified for Semi-final	DSQ	Disqualified
??	Not Clear	DSF	Did not Finish
X	Eliminated	DNS	Did not Start
C	Degree Celsius	m/s	Meter per second

RESULTS
C4 1000m MEN - FINAL A

Race 126



Sat 31 Aug 2002

Rank	Lane	Country	Bib	Name	250m	500m	750m	1000m
1	2	POL	459	GINTER Adam	46.896 (2)	1:35.262 (1)	2:26.100 (1)	3:17.794 (1)
			458	GAJOWNIK Michal	0.672			
			470	RYNKIEWICZ Roman	46.896 (2)	48.366 (1)	50.838 (1)	51.694 (6)
			463	JEZERSKI Andrzej				
2	3	CAN	76	BOILARD Maxime	47.386 (4)	1:37.605 (4)	2:29.061 (4)	3:18.127 (2)
			79	BUDAY JR Tamas	1.162	2.343	2.961	0.333
			78	BUDAY Attila	47.386 (4)	50.219 (4)	51.456 (4)	49.066 (2)
			88	JOUKOVSKI Dimitri				
3	4	BLR	43	KURLANDCHIK Aleksander	47.920 (6)	1:39.335 (6)	2:33.402 (6)	3:18.421 (3)
			41	BOGDANOVICH Aleksander	1.696	4.073	7.302	0.627
			47	SAPONENKO Semen	47.920 (6)	51.415 (7)	54.067 (6)	45.019 (1)
			50	ZHUKOVSKII Aleksander				
4	6	ROM	511	PRICOP Mitica	47.658 (5)	1:38.453 (5)	2:29.383 (5)	3:19.274 (4)
			504	CONDRAT Petra	1.434	3.191	3.283	1.480
			499	ANISIM Iosif	47.658 (5)	50.795 (6)	50.930 (2)	49.891 (3)
			500	AVERIAN Ionel				
5	7	HUN	297	KOZMMANN Gyorgy	47.134 (3)	1:35.787 (2)	2:27.728 (2)	3:20.047 (5)
			282	BELICZA Bela	0.910	0.525	1.628	2.253
			291	IVAN Gabor	47.134 (3)	48.653 (2)	51.941 (5)	52.319 (7)
			300	NOVAK Ferenc				
6	5	RUS	537	KROUGLIAKOV Roman	46.224 (1)	1:36.713 (3)	2:28.087 (3)	3:21.854 (6)
			549	VOLKONSKIY Alexey		1.451	1.987	4.060
			534	KABANOV Andrei	46.224 (1)	50.489 (5)	51.374 (3)	53.767 (8)
			529	FOMICHEV Konstantin				
7	8	CZE	156	SIMECEK Zdenek	51.062 (9)	1:41.112 (8)	2:36.277 (7)	3:27.723 (7)
			144	HELLER Jiri	4.838	5.850	10.177	9.929
			140	BRECKA Jan	51.062 (9)	50.050 (3)	55.165 (7)	51.446 (5)
			152	MINARIK Martin				
8	1	UKR	620	ZERKAL Petro	48.253 (7)	1:40.575 (7)	2:38.963 (8)	3:28.856 (8)
			610	LITVINENKO Oleksandr	2.029	5.313	12.863	11.062
			606	DOBROTVORSKII Victor	48.253 (7)	52.322 (8)	58.388 (8)	49.893 (4)
			617	SHPAK Oleksiy				
9	9	ESP	192	VALES Xose	48.701 (8)	1:41.737 (9)	2:43.379 (9)	3:37.662 (9)
			173	CURBEIRA David	2.477	6.475	17.279	19.868
			171	CARRAZEDO Jorge	48.701 (8)	53.036 (9)	1:01.642 (9)	54.283 (9)
			174	GLAVAN Marcel				

Progression:

Chief Official:	BEL	LEUKEMANS John	Course Umpire	POL	PISZCZ Rafal
Starter:	BEL	JANSSENS Etienne	Course Umpire	-	-
Course Umpire	NOR	WING Jan Bache	Chief Finishing Line	CZE	BADUROVA Blanka

Weather Conditions	Air Temperature:	22 C	Wind Speed:	1.8/1.8 m/s		
	Water Temperature:	25 C	Conditions:	Cloudy	Wind Direction:	NW
	Humidity:	72%				

Legend:

QF	Qualified for Final	*	False Start
QS	Qualified for Semi-final	DSQ	Disqualified
??	Not Clear	DSF	Did not Finish
X	Eliminated	DNS	Did not Start
C	Degree Celsius	m/s	Meter per second

RESULTS

K4 1000m MEN - FINAL B

Sat 31 Aug 2002

Race 127



Rank	Lane	Country	Bib	Name	250m	500m	750m	1000m
1	4	RUS	533	IVANIK Alexander	41.770 (1)	1:26.249 (1)	2:12.143 (1)	2:58.106 (1)
			547	TOURTCHENKOV Denis	41.770 (1)	44.479 (4)	45.894 (1)	45.963 (5)
			530	GOROBIY Oleg				
			551	ZAROUBIN Roman				
2	6	FRA	214	HUGUET Cyril	43.996 (8)	1:27.116 (3)	2:13.355 (2)	2:58.839 (2)
			219	MAILLOTTE Nicolas	2.226	0.867	1.212	0.733
			221	PREAUX Eric	43.996 (8)	43.120 (1)	46.239 (2)	45.484 (3)
			210	BOCCON Maxime				
3	7	CZE	146	HOTTMAR Pavel	43.152 (5)	1:26.749 (2)	2:13.663 (3)	2:59.113 (3)
			158	ZARUBA Radek	1.382	0.500	1.520	1.007
			145	HOLUBAR Pavel	43.152 (5)	43.597 (2)	46.914 (4)	45.450 (2)
			157	SVAB Filip				
4	3	POL	475	SZALKOWSKI Lukasz	43.707 (7)	1:27.573 (4)	2:15.339 (5)	3:00.366 (4)
			460	GLAZEWSKI Rafal	1.937	1.324	3.196	2.260
			456	BIALKOWSKI Dariusz	43.707 (7)	43.866 (3)	47.766 (7)	45.027 (1)
			467	MENDELSKI Tomasz				
5	8	CHN	109	LIU Haitao	43.418 (6)	1:28.047 (5)	2:14.706 (4)	3:01.419 (5)
			115	WAN Wenjie	1.648	1.798	2.563	3.313
			108	LIN Yongjing	43.418 (6)	44.629 (5)	46.659 (3)	46.713 (8)
			114	SONG Zhongdo				
6	2	SWE	592	SVENSSON Anders	42.651 (3)	1:29.083 (7)	2:16.273 (6)	3:02.879 (6)
			582	GUSTAVSSON Anders	0.881	2.834	4.130	4.773
			583	HALLKVIST Erik	42.651 (3)	46.432 (8)	47.190 (5)	46.606 (7)
			585	LINDBERG Erik				
7	9	CAN	80	CUTHBERT Ryan	44.381 (9)	1:30.208 (9)	2:17.760 (8)	3:03.432 (7)
			87	JORENS Steven	2.611	3.959	5.617	5.326
			82	DOBER JR Richard	44.381 (9)	45.827 (6)	47.552 (6)	45.672 (4)
			92	RUSU Jason				
8	5	ROM	501	BABAN Marian	42.412 (2)	1:28.540 (6)	2:16.825 (7)	3:03.912 (8)
			507	MAGYAR Geza	0.642	2.291	4.682	5.806
			509	PETCU Sorin	42.412 (2)	46.128 (7)	48.285 (8)	47.087 (9)
			505	CURUZAN Vasile				
9	1	BRA	55	CAMPOS Carlos	42.897 (4)	1:29.682 (8)	2:18.509 (9)	3:04.932 (9)
			56	CAUMO Roger	1.127	3.433	6.366	6.826
			63	SZUBSKI Sebastian	42.897 (4)	46.785 (9)	48.827 (9)	46.423 (6)
			58	DEMARCHI Fabio				

Progression:

Chief Official:	BEL	LEUKEMANS John	Course Umpire	ISR	AMPER Dan
Starter:	BEL	JANSSENS Etienne	Course Umpire	-	-
Course Umpire	HUN	VASKUTI Istvan	Chief Finishing Line	CZE	BADUROVA Blanka

Weather Conditions	Air Temperature:	22 C	Wind Speed:	1.8/1.8 m/s		
	Water Temperature:	25 C	Conditions:	Cloudy	Wind Direction:	NW
	Humidity:	72%				

Legend:

QF	Qualified for Final	*	False Start
QS	Qualified for Semi-final	DSQ	Disqualified
??	Not Clear	DSF	Did not Finish
X	Eliminated	DNS	Did not Start
C	Degree Celsius	m/s	Meter per second

RESULTS
K4 1000m MEN - FINAL A

Sat 31 Aug 2002

Race 128



Rank	Lane	Country	Bib	Name	250m	500m	750m	1000m
1	3	SVK	576	RISZDORFER Michal	41.244 (2)	1:24.581 (1)	2:09.148 (1)	2:52.837 (1)
			578	VICEK Erik	0.318			
			564	BACA Jurak	41.244 (2)	43.337 (2)	44.567 (3)	43.689 (4)
			577	RISZDORFER Richard				
2	5	GER	244	BACH Bjorn	41.766 (4)	1:25.327 (3)	2:11.397 (5)	2:52.910 (2)
			260	ULM Stefan	0.840	0.746	2.249	0.073
			252	IHLE Andreas	41.766 (4)	43.561 (3)	46.070 (7)	41.513 (1)
			266	ZABEL Marck				
3	7	BUL	70	KASANOV Milko	42.012 (5)	1:24.950 (2)	2:09.725 (2)	2:53.990 (3)
			68	HRISTOV Ivan	1.086	0.369	0.577	1.153
			74	YORDANOV Yordan	42.012 (5)	42.938 (1)	44.775 (5)	44.265 (5)
			71	MERKOV Petar				
4	4	HUN	302	STORCZ Botond	40.926 (1)	1:25.713 (4)	2:10.732 (4)	2:55.243 (4)
			294	KOKENY Roland		1.132	1.584	2.406
			289	HORVATH Gabor	40.926 (1)	44.787 (8)	45.019 (6)	44.511 (6)
			293	KAMMERER Zoltan				
5	6	BLR	48	SKURKOVSKII Aleksei	42.293 (6)	1:26.139 (5)	2:10.123 (3)	2:55.576 (5)
			35	ABALMASOV Aleksei	1.367	1.558	0.975	2.739
			44	MAKHNEV Vadim	42.293 (6)	43.846 (4)	43.984 (2)	45.453 (8)
			45	PETRUSHENKO Roman				
6	2	NOR	436	NAESS Mattis	42.869 (8)	1:26.954 (7)	2:13.551 (8)	2:56.156 (6)
			430	WEFALD Alex	1.943	2.373	4.403	3.319
			438	FEVANG Per	42.869 (8)	44.085 (6)	46.597 (9)	42.605 (2)
			431	GJERSOE Andreas				
7	8	ITA	347	ROSSI Antonio	42.586 (7)	1:26.532 (6)	2:12.978 (7)	2:56.190 (7)
			336	BONOMI Bieniamino	1.660	1.951	3.830	3.353
			345	PIEMONTE Luca	42.586 (7)	43.946 (5)	46.446 (8)	43.212 (3)
			339	FACCHIN Andrea				
8	9	AUS	10	DEAN Justin	43.271 (9)	1:27.581 (8)	2:12.337 (6)	2:58.803 (8)
			15	MARTIN Simon	2.345	3.000	3.189	5.966
			20	RHODES David	43.271 (9)	44.310 (7)	44.756 (4)	46.466 (9)
			21	RODGERS Craig				
9	1	ESP	166	ACUÑA Jaime	41.473 (3)	1:36.402 (9)	2:14.006 (9)	2:59.156 (9)
			178	GONZALEZ Aike	0.547	11.821	4.858	6.319
			167	AIZPURUA Oier	41.473 (3)	54.929 (9)	37.604 (1)	45.150 (7)
			186	MUÑOZ Manuel				

Progression:

Chief Official:	BEL	LEUKEMANS John	Course Umpire	FRA	OYON Jean Louis
Starter:	BEL	JANSSENS Etienne	Course Umpire	-	-
Course Umpire	GBR	BLAND Peter	Chief Finishing Line	CZE	BADUROVA Blanka

Weather Conditions	Air Temperature:	22 C	Wind Speed:	1.8/1.8 m/s		
	Water Temperature:	25 C	Conditions:	Cloudy	Wind Direction:	NW
	Humidity:	72%				

Legend:

QF	Qualified for Final	*	False Start
QS	Qualified for Semi-final	DSQ	Disqualified
??	Not Clear	DSF	Did not Finish
X	Eliminated	DNS	Did not Start
C	Degree Celsius	m/s	Meter per second

RESULTS

K4 200m WOMEN - HEAT 1

Race 129



Sat 31 Aug 2002

Rank	Lane	Country	Bib	Name	200m	
1	5	HUN	303	SZABO Szilvia	34.550 (1)	QF
			284	BOTA Kinga		
			301	PAKSY Tímea	34.550 (1)	
			292	JANICS Natasa		
2	7	GER	259	SCHUCK Anett	35.837 (2)	QF
			255	MUCKE Manuele	1.287	
			256	NOLLEN Maike	35.837 (2)	
			262	WAGNER Katrin		
3	6	CAN	85	HOPKINS Sara	36.217 (3)	QF
			83	FURNEAUX Karen	1.667	
			89	LIGHTBOUND Carrie	36.217 (3)	
			86	JAIN Kamini		
4	4	RUS	540	NIKOLAEVA Olga	36.470 (4)	QS
			545	TISSINA Elena	1.920	
			528	ERCHOVA Elena	36.470 (4)	
			550	YATSUN Marina		
5	1	BLR	42	BONDARENKO Natalia	36.937 (5)	QS
			40	BETS Alena	2.387	
			49	VAKULA Svetlana	36.937 (5)	
			36	BAKUNOVA Alesia		
6	3	ITA	346	RICCIOTTI Anna	37.383 (6)	QS
			340	FAGIOLI Alice	2.833	
			352	VERONESE Elisabetta	37.383 (6)	
			349	SGROI Fabiana		
7	2	POR	481	AZEVEDO Elisabete	37.883 (7)	QS
			480	ALMEIDA Veronica	3.333	
			488	PEREIRA Monica	37.883 (7)	
			491	SOUSA Joana		
8	9	NZL	449	MORRISON Trinity	39.670 (8)	??
			439	SNOWDEN Danielle	5.120	
			440	HARKER Jannene	39.670 (8)	
			442	PARKER Leanne		
9	8	GRE	267	DIALETARA Violeta	41.483 (9)	X
			268	KAPAKLI Efstathia	6.933	
			276	TSERGA Lina	41.483 (9)	
			274	SPYROPOULOU Eleni		

Progression: 1/3 TO F, 4/7 AND 8th BEST TIME TO SF, REST OUT

Chief Official:	BEL	LEUKEMANS John	Course Umpire	-	-
Starter:	BEL	JANSSENS Etienne	Course Umpire	-	-
Course Umpire	-	-	Chief Finishing Line	CZE	BADUROVA Blanka

Weather Conditions	Air Temperature:	29 C	Wind Speed:	3.1/3.1 m/s	
	Water Temperature:	26 C	Conditions:	Sunny	Wind Direction: SW
	Humidity:	44%			

Legend:

QF	Qualified for Final	*	False Start
QS	Qualified for Semi-final	DSQ	Disqualified
??	Not Clear	DSF	Did not Finish
X	Eliminated	DNS	Did not Start
C	Degree Celsius	m/s	Meter per second

RESULTS

K4 200m WOMEN - HEAT 2

Sat 31 Aug 2002

Race 130



Rank	Lane	Country	Bib	Name	200m
1	5	ESP	185	MOLANES Sonia	34.834 (1) QF
			182	MANCHON Beatriz	
			176	GARCIA Maria I.	
			190	PORTELA Teresa	
2	9	UZB	640	MOSKALEVA Antonina	36.007 (2) QF
			638	BORZOVA Yuliya	
			639	LEVINA Tatyana	
			641	PISHULINA Nadejda	
3	4	POL	466	KUCZKOWSKA Dorota	36.214 (3) QF
			457	CZAJCZYNSKA Malgorzata	
			455	BIALKOWSKA Aneta	
			471	SADALSKA Karolina	
4	8	NED	428	ROOS Femke	36.937 (4) QS
			427	HAAZE Eef	
			429	YOSEF Tamara	
			426	BULK Nicole	
5	6	ROM	517	VULPES Florica	36.943 (5) QS
			512	RUSANESCU Lidia	
			508	MATEESCU Anca	
			502	CIOBANU Mariana	
6	3	AUS	16	MEEK Chantal	37.093 (6) QS
			19	RANKIN Amanda	
			17	OLDENHOF Lisa	
			12	HARVEY Paula	
7	1	SWE	593	TYBORN Moa	37.500 (7) QS
			588	NYMAN Ylva	
			580	ADLERS Johanna	
			587	NORDLOLV Josefin	
8	2	CHN	121	ZHONG Hongyan	38.480 (8) ??
			102	FAN Lina	
			103	GAO Yi	
			117	XU Linbei	
9	7	USA	630	MIJALIS Marie	39.187 (9) X
			634	REED Sonrisa	
			628	LENZNER Erica	
			635	UEBEL Nicole	

Progression: 1/3 TO F, 4/7 AND 8th BEST TIME TO SF, REST OUT

Chief Official:	BEL	LEUKEMANS John	Course Umpire	-	-
Starter:	BEL	JANSENS Etienne	Course Umpire	-	-
Course Umpire	-	-	Chief Finishing Line	CZE	BADUROVA Blanka

Weather Conditions	Air Temperature:	29 C	Wind Speed:	3.1/3.1 m/s	
	Water Temperature:	26 C	Conditions:	Sunny	Wind Direction:
	Humidity:	44%			SW

Legend:

QF	Qualified for Final	*	False Start
QS	Qualified for Semi-final	DSQ	Disqualified
??	Not Clear	DSF	Did not Finish
X	Eliminated	DNS	Did not Start
C	Degree Celsius	m/s	Meter per second

RESULTS
 C1 200m MEN - HEAT 1

Race 131



Sat 31 Aug 2002

Rank	Lane	Country	Bib	Name	200m
1	5	UKR	616	SABLIN Dmitro	39.620 (1) QF 39.620 (1)
2	9	CHN	111	MENG Guanliang	40.920 (2) QS 1.300 40.920 (2)
3	4	SVK	658	GRASSL Anton	41.246 (3) QS 1.626 41.246 (3)
4	3	ITA	337	CANNONE Antonio	42.040 (4) QS 2.420 42.040 (4)
5	2	LTU	394	MIASNIANKIN Jevgenij	42.273 (5) QS 2.653 42.273 (5)
6	6	ESP	172	CRESPO Jose M.	42.306 (6) QS 2.686 42.306 (6)
7	7	MEX	421	FLORES Javier	42.820 (7) QS 3.200 42.820 (7)
8	8	SLO	559	POZEK Simon	43.919 (8) X 4.299 43.919 (8)
9	1	BIH	31	LALIC Aleksandar	47.272 (9) X 7.652 47.272 (9)

Progression: 1ST TO FINAL A, 2/7 TO SEMI-FINAL, REST OUT

Chief Official:	BEL	LEUKEMANS John	Course Umpire	-	-
Starter:	CAN	McCABE Peter	Course Umpire	-	-
Course Umpire	-	-	Chief Finishing Line	CZE	BADUROVA Blanka

Weather Conditions	Air Temperature:	29 C	Wind Speed:	3.1/3.1 m/s	
	Water Temperature:	26 C	Conditions:	Sunny	Wind Direction: SW
	Humidity:	44%			

Legend:

QF	Qualified for Final	*	False Start
QS	Qualified for Semi-final	DSQ	Disqualified
??	Not Clear	DSF	Did not Finish
X	Eliminated	DNS	Did not Start
C	Degree Celsius	m/s	Meter per second

RESULTS
 C1 200m MEN - HEAT 2

Sat 31 Aug 2002

Race 132



Rank	Lane	Country	Bib	Name	200m
1	5	RUS	541	OPALEV Maxim	41.666 (1) QF 41.666 (1)
2	4	HUN	298	MALOMSOKI Sandor	42.453 (2) QS 0.787 42.453 (2)
3	2	BUL	64	ATANASOV Stanimir	42.660 (3) QS 0.994 42.660 (3)
4	8	USA	629	MALLOCH Jordan	43.100 (4) QS 1.434 43.100 (4)
5	6	LAT	378	KLEMENTJEVS Jefimijš	43.386 (5) QS 1.720 43.386 (5)
6	7	JPN	360	TAKAKI Hiromichi	43.706 (6) QS 2.040 43.706 (6)
7	1	URU	622	CORREA Mauricio	44.986 (7) QS 3.320 44.986 (7)
8	9	BRA	62	SOUZA Rogerio	45.886 (8) X 4.220 45.886 (8)

Progression: 1ST TO FINAL A, 2/7 TO SEMI-FINAL, REST OUT

Chief Official:	BEL	LEUKEMANS John	Course Umpire	-	-
Starter:	CAN	McCABE Peter	Course Umpire	-	-
Course Umpire	-	-	Chief Finishing Line	CZE	BADUROVA Blanka

Weather Conditions	Air Temperature:	29 C	Wind Speed:	3.1/3.1 m/s	
	Water Temperature:	26 C	Conditions:	Sunny	Wind Direction: SW
	Humidity:	44%			

Legend:

QF	Qualified for Final	*	False Start
QS	Qualified for Semi-final	DSQ	Disqualified
??	Not Clear	DSF	Did not Finish
X	Eliminated	DNS	Did not Start
C	Degree Celsius	m/s	Meter per second

RESULTS
 C1 200m MEN - HEAT 3

Sat 31 Aug 2002

Race 133



Rank	Lane	Country	Bib	Name	200m
1	5	POL	463	JEZERSKI Andrzej	40.033 (1) QF 40.033 (1)
2	4	CZE	141	DOKTOR Martin	40.900 (2) QS 0.867 40.900 (2)
3	6	GER	247	GILLE Christian	41.353 (3) QS 1.320 41.353 (3)
4	1	CAN	81	DALTON Richard	41.426 (4) QS 1.393 41.426 (4)
5	7	AUS	14	MARINOV Martin	42.013 (5) QS 1.980 42.013 (5)
6	2	BLR	50	ZHUKOVSKII Aleksander	42.053 (6) QS 2.020 42.053 (6)
7	3	GRE	269	KILIGKARIDIS Andreas	42.253 (7) QS 2.220 42.253 (7)
8	9	MDA	412	PANI Vladimir	44.553 (8) X 4.520 44.553 (8)
9	8	CHI	96	CAMUS Cristian	44.979 (9) X 4.946 44.979 (9)

Progression: 1ST TO FINAL A, 2/7 TO SEMI-FINAL, REST OUT

Chief Official:	BEL	LEUKEMANS John	Course Umpire	-	-
Starter:	CAN	McCABE Peter	Course Umpire	-	-
Course Umpire	-	-	Chief Finishing Line	CZE	BADUROVA Blanka

Weather Conditions	Air Temperature:	29 C	Wind Speed:	3.1/3.1 m/s		
	Water Temperature:	26 C	Conditions:	Sunny	Wind Direction:	SW
	Humidity:	44%				

Legend:

QF	Qualified for Final	*	False Start
QS	Qualified for Semi-final	DSQ	Disqualified
??	Not Clear	DSF	Did not Finish
X	Eliminated	DNS	Did not Start
C	Degree Celsius	m/s	Meter per second

RESULTS

K1 200m MEN - HEAT 1

Sat 31 Aug 2002

Race 135



Rank	Lane	Country	Bib	Name	200m
1	5	GER	258	RAUHE Ronald	36.030 (1) QS 36.030 (1)
2	1	LTU	395	PETRUKANECAS Romas	36.284 (2) QS 0.254 36.284 (2)
3	4	RSA	519	VAN COLLER Allan	36.657 (3) QS 0.627 36.657 (3)
4	8	CUB	136	MARTINEZ Lansy	36.857 (4) QS 0.827 36.857 (4)
5	6	ITA	348	SCADUTO Antonio	37.070 (5) QS 1.040 37.070 (5)
6	7	POR	484	FERNANDEZ Rui	37.310 (6) QS 1.280 37.310 (6)
7	2	SLO	557	KAVCIC David	38.957 (7) QS 2.927 38.957 (7)
8	3	GUA	280	R. MARROQ. Marvin E.	43.096 (8) ?? 7.066 43.096 (8)
9	9	SEY	555	LESPOIR Tony	43.669 (9) X 7.639 43.669 (9)

Progression: 1/7 AND 8th BEST TIME TO SEMI-FINAL, REST OUT

Chief Official:	BEL	LEUKEMANS John	Course Umpire	-	-
Starter:	CAN	McCABE Peter	Course Umpire	-	-
Course Umpire	-	-	Chief Finishing Line	CZE	BADUROVA Blanka

Weather Conditions	Air Temperature:	29 C	Wind Speed:	3.1/3.1 m/s	
	Water Temperature:	26 C	Conditions:	Sunny	Wind Direction: SW
	Humidity:	44 %			

Legend:

QF	Qualified for Final	*	False Start
QS	Qualified for Semi-final	DSQ	Disqualified
??	Not Clear	DSF	Did not Finish
X	Eliminated	DNS	Did not Start
C	Degree Celsius	m/s	Meter per second

RESULTS
K1 200m MEN - HEAT 2

Sat 31 Aug 2002

Race 136



Rank	Lane	Country	Bib	Name	200m
1	6	USA	636	WOLSKI Bartosz	36.140 (1) QS 36.140 (1)
2	5	UKR	618	SLIVINSKIY Oleksiy	36.587 (2) QS 0.447 36.587 (2)
3	4	YUG	647	FILIPOVIC Ognjen	36.740 (3) QS 0.600 36.740 (3)
4	1	IRI	315	MILAD Mohsen	38.273 (4) QS 2.133 38.273 (4)
5	8	GRE	273	PAPANIKOLAOU Dimitrios	38.493 (5) QS 2.353 38.493 (5)
6	7	BIH	33	MEMISEVIC Abud	41.006 (6) QS 4.866 41.006 (6)
7	3	TUN	597	DAKHLI Sarhane	41.726 (7) QS 5.586 41.726 (7)
8	2	PAK	450	SHAHJAN Khan	41.893 (8) ?? 5.753 41.893 (8)
9	9	COL	126	GONZALEZ Leonardo	43.140 (9) X 7.000 43.140 (9)

Progression: 1/7 AND 8th BEST TIME TO SEMI-FINAL, REST OUT

Chief Official:	BEL	LEUKEMANS John	Course Umpire	-	-
Starter:	CAN	McCABE Peter	Course Umpire	-	-
Course Umpire	-	-	Chief Finishing Line	CZE	BADUROVA Blanka

Weather Conditions	Air Temperature:	29 C	Wind Speed:	3.1/3.1 m/s	
	Water Temperature:	26 C	Conditions:	Sunny	Wind Direction: SW
	Humidity:	44%			

Legend:

QF	Qualified for Final	*	False Start
QS	Qualified for Semi-final	DSQ	Disqualified
??	Not Clear	DSF	Did not Finish
X	Eliminated	DNS	Did not Start
C	Degree Celsius	m/s	Meter per second

RESULTS
K1 200m MEN - HEAT 3

Sat 31 Aug 2002

Race 137



Rank	Lane	Country	Bib	Name	200m
1	4	ESP	196	VINDEL Damian	36.067 (1) QS 36.067 (1)
2	3	ARG	3	CORREA Miguel	36.180 (2) QS 0.113 36.180 (2)
3	5	UZB	642	RYAHOV Anton	36.220 (3) QS 0.153 36.220 (3)
4	2	ISR	331	KOLGANOV Michael	36.300 (4) QS 0.233 36.300 (4)
5	8	BUL	67	DIMITROV Marian	37.667 (5) QS 1.600 37.667 (5)
6	7	NZL	447	HUGHES Owen	37.813 (6) QS 1.746 37.813 (6)
7	6	JPN	358	SHIMAMURA Kenji	41.476 (7) QS 5.409 41.476 (7)
8	9	PAR	452	ORTEGA Zeus	45.686 (8) ?? 9.619 45.686 (8)

Progression: 1/7 AND 8th BEST TIME TO SEMI-FINAL, REST OUT

Chief Official:	BEL	LEUKEMANS John	Course Umpire	-	-
Starter:	CAN	McCABE Peter	Course Umpire	-	-
Course Umpire	-	-	Chief Finishing Line	CZE	BADUROVA Blanka

Weather Conditions	Air Temperature:	29 C	Wind Speed:	3.1/3.1 m/s		
	Water Temperature:	26 C	Conditions:	Sunny	Wind Direction:	SW
	Humidity:	44%				

Legend:

QF	Qualified for Final				False Start
QS	Qualified for Semi-final				DSQ Disqualified
??	Not Clear				DSF Did not Finish
X	Eliminated				DNS Did not Start
C	Degree Celsius			m/s	Meter per second

RESULTS
K1 200m MEN - HEAT 4

Race 138



Sat 31 Aug 2002

Rank	Lane	Country	Bib	Name	200m	
1	3	SVK	566	CHORVATH Martin	37.057 (1)	QS
					37.057 (1)	
2	7	BRA	58	DEMARCHI Fabio	37.770 (2)	QS
					0.713	
					37.770 (2)	
3	6	RUS	543	TCHERTOV Oleg	37.897 (3)	QS
					0.840	
					37.897 (3)	
4	4	CAN	95	VANKOEVERDEN Adam	38.123 (4)	QS
					1.066	
					38.123 (4)	
5	9	URU	623	D'AMBROSIO Marcelo	38.143 (5)	QS
					1.086	
					38.143 (5)	
6	8	AUS	9	COLOMB Keith	38.430 (6)	QS
					1.373	
					38.430 (6)	
7	5	HUN	285	FEHEVARI Vince	39.677 (7)	QS
					2.620	
					39.677 (7)	
8	2	BOL	52	RIVERA Dennis	46.243 (8)	??
					9.186	
					46.243 (8)	
9	1	MEX	418	CORTINA Manuel	47.502 (9)	X
					10.445	
					47.502 (9)	

Progression: 1/7 AND 8th BEST TIME TO SEMI-FINAL, REST OUT

Chief Official:	BEL	LEUKEMANS John	Course Umpire	-	-
Starter:	CAN	McCABE Peter	Course Umpire	-	-
Course Umpire	-	-	Chief Finishing Line	CZE	BADUROVA Blanka

Weather Conditions	Air Temperature:	29 C	Wind Speed:	3.1/3.1 m/s		
	Water Temperature:	26 C	Conditions:	Sunny	Wind Direction:	SW
	Humidity:	44%				

Legend:

QF	Qualified for Final	*	False Start
QS	Qualified for Semi-final	DSQ	Disqualified
??	Not Clear	DSF	Did not Finish
X	Eliminated	DNS	Did not Start
C	Degree Celsius	m/s	Meter per second

RESULTS
K1 200m MEN - HEAT 5

Race 139



Sat 31 Aug 2002

Rank	Lane	Country	Bib	Name	200m
1	5	FIN	200	LATVAMAKI Kimmo	35.904 (1) QS 35.904 (1)
2	4	POL	467	MENDELSKI Tomasz	35.997 (2) QS 0.093 35.997 (2)
3	9	BEL	657	CALUWIER Dieter	38.257 (3) QS 2.353 38.257 (3)
4	3	AUT	24	BRIEDL Gunther	38.303 (4) QS 2.399 38.303 (4)
5	2	IRL	320	FLEMING Neil	38.570 (5) QS 2.666 38.570 (5)
6	1	MDA	403	BITKA Valeriu	39.337 (6) QS 3.433 39.337 (6)
7	6	CYP	139	SKARPARIS Christos	39.723 (7) QS 3.819 39.723 (7)
8	7	PUR	496	PONCE Roberto	41.510 (8) ?? 5.606 41.510 (8)
9	8	IRQ	327	H Aidar Nozad	43.516 (9) X 7.612 43.516 (9)

Progression: 1/7 AND 8th BEST TIME TO SEMI-FINAL, REST OUT

Chief Official:	BEL	LEUKEMANS John	Course Umpire	-	-
Starter:	CAN	McCABE Peter	Course Umpire	-	-
Course Umpire	-	-	Chief Finishing Line	CZE	BADUROVA Blanka

Weather Conditions	Air Temperature:	29 C	Wind Speed:	3.1/3.1 m/s		
	Water Temperature:	26 C	Conditions:	Sunny	Wind Direction:	SW
	Humidity:	44%				

Legend:

QF	Qualified for Final	*	False Start
QS	Qualified for Semi-final	DSQ	Disqualified
??	Not Clear	DSF	Did not Finish
X	Eliminated	DNS	Did not Start
C	Degree Celsius	m/s	Meter per second

RESULTS

K1 200m WOMEN - HEAT 1

Sat 31 Aug 2002

Race 140



Rank	Lane	Country	Bib	Name	200m
1	5	CAN	77	BRUNET Caroline	41.136 (1) QF 41.136 (1)
2	6	UZB	638	BORZOVA Yuliya	41.683 (2) QS 0.547 41.683 (2)
3	4	SVK	568	ERBANOVA Marcela	42.750 (3) QS 1.614 42.750 (3)
4	1	RUS	550	YATSUN Marina	43.056 (4) QS 1.920 43.056 (4)
5	8	POR	489	RODRIGUES Helena	43.090 (5) QS 1.954 43.090 (5)
6	7	JPN	357	MARUYAMA Sayuri	43.483 (6) QS 2.347 43.483 (6)
7	2	NZL	442	PARKER Leanne	43.603 (7) QS 2.467 43.603 (7)
8	9	SLO	558	PONOMARENKO Spela	44.063 (8) X 2.927 44.063 (8)

Progression: 1ST TO FINAL A, 2/7 TO SEMI-FINAL, REST OUT

Chief Official:	BEL	LEUKEMANS John	Course Umpire	-	-
Starter:	CAN	McCABE Peter	Course Umpire	-	-
Course Umpire	-	-	Chief Finishing Line	CZE	BADUROVA Blanka

Weather Conditions	Air Temperature:	29 C	Wind Speed:	3.1/3.1 m/s		
	Water Temperature:	26 C	Conditions:	Sunny	Wind Direction:	SW
	Humidity:	44%				

Legend:

QF	Qualified for Final	*	False Start
QS	Qualified for Semi-final	DSQ	Disqualified
??	Not Clear	DSF	Did not Finish
X	Eliminated	DNS	Did not Start
C	Degree Celsius	m/s	Meter per second

RESULTS
 K1 200m WOMEN - HEAT 2

Sat 31 Aug 2002

Race 141



Rank	Lane	Country	Bib	Name	200m
1	5	POL	477	URBANCZYK Elzbieta	41.273 (1) QF 41.273 (1)
2	8	BLR	40	BETS Alena	41.373 (2) QS 0.100 41.373 (2)
3	3	GBR	240	TRAIN Rachel	42.206 (3) QS 0.933 42.206 (3)
4	6	FIN	204	RIKALA Anne	42.440 (4) QS 1.167 42.440 (4)
5	4	GER	246	ERLEBACH Yvett	43.100 (5) QS 1.827 43.100 (5)
6	2	KGZ	374	RIBALOVA Elena	43.713 (6) QS 2.440 43.713 (6)
7	9	GRE	274	SPYROPOULOU Eleni	45.219 (7) QS 3.946 45.219 (7)
8	7	CHN	107	LIANG Weizhen	45.999 (8) X 4.726 45.999 (8)
9	1	PUR	498	VILLALOBOS Anitza	48.612 (9) X 7.339 48.612 (9)

Progression: 1ST TO FINAL A, 2/7 TO SEMI-FINAL, REST OUT

Chief Official:	BEL	LEUKEMANS John	Course Umpire	-	-
Starter:	CAN	McCABE Peter	Course Umpire	-	-
Course Umpire	-	-	Chief Finishing Line	CZE	BADUROVA Blanka

Weather Conditions	Air Temperature:	29 C	Wind Speed:	3.1/3.1 m/s		
	Water Temperature:	26 C	Conditions:	Sunny	Wind Direction:	SW
	Humidity:	44 %				

Legend:

QF	Qualified for Final	*	False Start
QS	Qualified for Semi-final	DSQ	Disqualified
??	Not Clear	DSF	Did not Finish
X	Eliminated	DNS	Did not Start
C	Degree Celsius	m/s	Meter per second

RESULTS
K1 200m WOMEN - HEAT 3

Sat 31 Aug 2002

Race 142



Rank	Lane	Country	Bib	Name	200m	
1	4	ESP	190	PORTELA Teresa	40.493 (1)	QF
					40.493 (1)	
2	5	HUN	292	JANICS Natasa	42.266 (2)	QS
					1.773	
					42.266 (2)	
3	8	AUT	26	SCHLITZER Petra	42.906 (3)	QS
					2.413	
					42.906 (3)	
4	3	BEL	29	SANTY Petra	43.646 (4)	QS
					3.153	
					43.646 (4)	
5	6	ITA	346	RICCIOTTI Anna	44.173 (5)	QS
					3.680	
					44.173 (5)	
6	7	BRA	60	PINTO Ariela	46.299 (6)	QS
					5.806	
					46.299 (6)	
7	2	TPE	596	HUANG Chia Hui	48.012 (7)	QS
					7.519	
					48.012 (7)	
8	9	PHI	453	SCOLLANTE Leonora	50.652 (8)	X
					10.159	
					50.652 (8)	

Progression: 1ST TO FINAL A, 2/7 TO SEMI-FINAL, REST OUT

Chief Official:	BEL	LEUKEMANS John	Course Umpire	-	-
Starter:	CAN	McCABE Peter	Course Umpire	-	-
Course Umpire	-	-	Chief Finishing Line	CZE	BADUROVA Blanka

Weather Conditions	Air Temperature:	29 C	Wind Speed:	3.1/3.1 m/s		
	Water Temperature:	26 C	Conditions:	Sunny	Wind Direction:	SW
	Humidity:	44%				

Legend:

QF	Qualified for Final	*	False Start
QS	Qualified for Semi-final	DSQ	Disqualified
??	Not Clear	DSF	Did not Finish
X	Eliminated	DNS	Did not Start
C	Degree Celsius	m/s	Meter per second

RESULTS
C2 200m MEN - HEAT 1

Sat 31 Aug 2002

Race 143



Rank	Lane	Country	Bib	Name	200m
1	5	POL	462	JEDRASZKO Daniel	37.293 (1) QF
			454	BARASZKIEWICZ Pawel	37.293 (1)
2	8	CHN	111	MENG Guanliang	37.953 (2) QS
			116	WANG Bing	0.660 37.953 (2)
3	4	HUN	304	VASALI Laszlo	38.460 (3) QS
			298	MALOMSOKI Sandor	1.167 38.460 (3)
4	3	CAN	76	BOILARD Maxime	39.200 (4) QS
			88	JOUKOVSKI Dimitri	1.907 39.200 (4)
5	7	MEX	420	FERRER Ramon	39.780 (5) QS
			423	ROMERO Antonio	2.487 39.780 (5)
6	6	ITA	335	BONINI Alberto	39.867 (6) QS
			350	TESTA Antonio	2.574 39.867 (6)
7	2	JPN	355	HIRAYAMA Hiroshi	40.280 (7) QS
			360	TAKAKI Hiromichi	2.987 40.280 (7)

Progression: 1ST TO FINAL A, 2/7 TO SEMI-FINAL, REST OUT

Chief Official:	BEL	LEUKEMANS John	Course Umpire	-	-
Starter:	GER	STAHLSCHMIDT Gunter	Course Umpire	-	-
Course Umpire	-	-	Chief Finishing Line	CZE	BADUROVA Blanka

Weather Conditions	Air Temperature:	29 C	Wind Speed:	3.1/3.1 m/s		
	Water Temperature:	26 C	Conditions:	Sunny	Wind Direction:	SW
	Humidity:	44%				

Legend:

QF	Qualified for Final	*	False Start
QS	Qualified for Semi-final	DSQ	Disqualified
??	Not Clear	DSF	Did not Finish
X	Eliminated	DNS	Did not Start
C	Degree Celsius	m/s	Meter per second

RESULTS
C2 200m MEN - HEAT 2

Sat 31 Aug 2002

Race 144



Rank	Lane	Country	Bib	Name	200m
1	5	ROM	500	AVERIAN Ionel	37.290 (1) QF
			516	VARTOLOMEI Mihail	37.290 (1)
2	4	RUS	527	ARTEMIDA Alexandre	38.350 (2) QS
			529	FOMICHEV Konstantin	1.060 38.350 (2)
3	6	BLR	41	BOGDANOVICH Aleksander	40.323 (3) QS
			43	KURLANDCHIK Aleksander	3.033 40.323 (3)
4	3	LAT	376	BOBKOVs Andrejs	40.396 (4) QS
			382	SIDORUKS Jevgenijs	3.106 40.396 (4)
5	8	DEN	162	VISSING Martin	41.636 (5) QS
			159	SCALES Carsten	4.346 41.636 (5)
6	2	CHI	100	UBAL Marcelo	44.423 (6) QS
			97	LABRAÑA Alvaro	7.133 44.423 (6)

Progression: 1ST TO FINAL A, 2/7 TO SEMI-FINAL, REST OUT

Chief Official:	BEL	LEUKEMANS John	Course Umpire	-	-
Starter:	GER	STAHLSCHEMIDT Gunter	Course Umpire	-	-
Course Umpire	-	-	Chief Finishing Line	CZE	BADUROVA Blanka

Weather Conditions	Air Temperature:	29 C	Wind Speed:	3.1/3.1 m/s		
	Water Temperature:	26 C	Conditions:	Sunny	Wind Direction:	SW
	Humidity:	44 %				

Legend:

QF	Qualified for Final	*	False Start
QS	Qualified for Semi-final	DSQ	Disqualified
??	Not Clear	DSF	Did not Finish
X	Eliminated	DNS	Did not Start
C	Degree Celsius	m/s	Meter per second

RESULTS

C2 200m MEN - HEAT 3

Race 145

Sat 31 Aug 2002



Rank	Lane	Country	Bib	Name	200m
1	4	CZE	153	NETUSIL Petr	36.630 (1) QF
			142	FUKSA Petr	36.630 (1)
2	5	CUB	135	BALCEIRO Ledi F.	37.023 (2) QS
			137	ROJAS Ibrahim	0.393 37.023 (2)
3	8	ESP	194	VILLAR Borja	38.170 (3) QS
			195	VILLAR Cristian	1.540 38.170 (3)
4	2	AUS	13	MARCZAK Sebastian	39.050 (4) QS
			11	EGAN Jason	2.420 39.050 (4)
5	3	LTU	394	MIASNIANKIN Jevgenij	39.683 (5) QS
			396	PROCHOROV Kiril	3.053 39.683 (5)
6	6	CRO	131	FUNTAK Drazen	40.816 (6) QS
			133	LJUBEK Nikica	4.186 40.816 (6)
7	7	BRA	53	BORGES Andre	41.603 (7) QS
			62	SOUZA Rogerio	4.973 41.603 (7)

Progression: 1ST TO FINAL A, 2/7 TO SEMI-FINAL, REST OUT

Chief Official:	BEL	LEUKEMANS John	Course Umpire	-	-
Starter:	GER	STAHLSCHMIDT Gunter	Course Umpire	-	-
Course Umpire	-	-	Chief Finishing Line	CZE	BADUROVA Blanka

Weather Conditions	Air Temperature:	29 C	Wind Speed:	3.1/3.1 m/s		
	Water Temperature:	26 C	Conditions:	Sunny	Wind Direction:	SW
	Humidity:	44 %				

Legend:

QF	Qualified for Final	*	False Start
QS	Qualified for Semi-final	DSQ	Disqualified
??	Not Clear	DSF	Did not Finish
X	Eliminated	DNS	Did not Start
C	Degree Celsius	m/s	Meter per second

RESULTS
 K2 200m MEN - HEAT 1

Race 146



Sat 31 Aug 2002

Rank	Lane	Country	Bib	Name	200m
1	5	LTU	390	BALCIUNAS Egidijus	32.541 (1) QS
			391	DUONELA Alvydas	32.541 (1)
2	9	USA	631	MOONEY John	33.394 (2) QS
			637	ZUR Rami	0.853 33.394 (2)
3	6	ARG	6	REDONDO Fernando	33.847 (3) QS
			4	DECESARE Cesar	1.306 33.847 (3)
4	4	CAN	91	POTHIER Jean C.	34.427 (4) QS
			93	SAUVE Dominic	1.886 34.427 (4)
5	8	JPN	354	EGUCHI Takahiko	35.254 (5) QS
			356	MARUYAMA Ryohei	2.713 35.254 (5)
6	3	URU	624	DEUS Athavaipa	36.567 (6) QS
			621	CARDOZO Andres	4.026 36.567 (6)
7	1	CYP	138	KANARI Chrysanthos	39.790 (7) QS
			139	SKARPARIS Christos	7.249 39.790 (7)
8	2	SEY	555	LESPOIR Tony	45.439 (8) ??
			554	ALBERT Philip	12.898 45.439 (8)
9	7	SUI	563	TOBLER Lukas	45.899 (9) X
			562	KUNZ Johannes	13.358 45.899 (9)

Progression: 1/7 AND 8th BEST TIME TO SEMI-FINAL, REST OUT

Chief Official:	BEL	LEUKEMANS John	Course Umpire	-	-
Starter:	GER	STAHLSCHMIDT Gunter	Course Umpire	-	-
Course Umpire	-	-	Chief Finishing Line	CZE	BADUROVA Blanka

Weather Conditions	Air Temperature:	29 C	Wind Speed:	3.1/3.1 m/s	
	Water Temperature:	26 C	Conditions:	Sunny	Wind Direction: SW
	Humidity:	44%			

Legend:

QF	Qualified for Final	*	False Start
QS	Qualified for Semi-final	DSQ	Disqualified
??	Not Clear	DSF	Did not Finish
X	Eliminated	DNS	Did not Start
C	Degree Celsius	m/s	Meter per second

RESULTS
 K2 200m MEN - HEAT 2

Sat 31 Aug 2002

Race 147



Rank	Lane	Country	Bib	Name	200m
1	5	GER	264	WISKOTTER Tim	33.914 (1) QS
			258	RAUHE Ronald	33.914 (1)
2	4	CZE	146	HOTTMAR Pavel	34.197 (2) QS
			157	SVAB Filip	0.283 34.197 (2)
3	6	POR	487	JESUS Sergio	34.210 (3) QS
			490	SANTOS Nuno	0.296 34.210 (3)
4	8	NZL	443	WALILER Mike	35.567 (4) QS
			448	LONGOILL Peter	1.653 35.567 (4)
5	1	PUR	494	JIMENEZ Francisco	37.513 (5) QS
			493	ANGUEIRA Krishna	3.599 37.513 (5)
6	7	GUA	279	ESTRADA Luis A.	40.686 (6) QS
			280	R. MARROQ. Marvin E.	6.772 40.686 (6)
7	3	IRQ	328	MUAID Adbul Latif	40.746 (7) QS
			327	HAIDAR Nozad	6.832 40.746 (7)
8	2	BOL	51	JIMENEZ Luis	46.912 (8) ??
			52	RIVERA Dennis	12.998 46.912 (8)

Progression: 1/7 AND 8th BEST TIME TO SEMI-FINAL, REST OUT

Chief Official:	BEL	LEUKEMANS John	Course Umpire	-	-
Starter:	GER	STAHLSCHMIDT Gunter	Course Umpire	-	-
Course Umpire	-	-	Chief Finishing Line	CZE	BADUROVA Blanka

Weather Conditions	Air Temperature:	29 C	Wind Speed:	3.1/3.1 m/s	
	Water Temperature:	26 C	Conditions:	Sunny	Wind Direction: SW
	Humidity:	44 %			

Legend:

QF	Qualified for Final	*	False Start
QS	Qualified for Semi-final	DSQ	Disqualified
??	Not Clear	DSF	Did not Finish
X	Eliminated	DNS	Did not Start
C	Degree Celsius	m/s	Meter per second

RESULTS
K2 200m MEN - HEAT 3

Sat 31 Aug 2002

Race 148



Rank	Lane	Country	Bib	Name	200m
1	1	MEX	422	REZA Ricardo	32.791 (1) QS
			418	CORTINA Manuel	32.791 (1)
2	5	UKR	614	ZAICHENKOV Mikola	32.904 (2) QS
			611	LUCHNYK Mykhailo	0.113 32.904 (2)
3	4	RUS	546	TISSINE Andrei	33.344 (3) QS
			532	GROUCHIKHINE Vladimir	0.553 33.344 (3)
4	3	LAT	383	STALMANIS Ronalds	34.030 (4) QS
			384	UPITIS Martins	1.239 34.030 (4)
5	6	AUS	18	PICKERING Glen	35.030 (5) QS
			22	WALLACE Ken	2.239 35.030 (5)
6	8	BRA	57	CUATTRIN Sebastian	35.310 (6) QS
			55	CAMPOS Carlos	2.519 35.310 (6)
7	2	HUN	288	HEGEDUS Robert	36.204 (7) QS
			285	FEHEVARI Vince	3.413 36.204 (7)
8	7	COL	125	GIRALDO Arles de Jesus	42.000 (8) ??
			126	GONZALEZ Leon-rdo	9.209 42.000 (8)

Progression: 1/7 AND 8th BEST TIME TO SEMI-FINAL, REST OUT

Chief Official:	BEL	LEUKEMANS John	Course Umpire	-	-
Starter:	GER	STAHLSCHEMIDT Gunter	Course Umpire	-	-
Course Umpire	-	-	Chief Finishing Line	CZE	BADUROVA Blanka

Weather Conditions	Air Temperature:	29 C	Wind Speed:	3.1/3.1 m/s		
	Water Temperature:	26 C	Conditions:	Sunny	Wind Direction:	SW
	Humidity:	44 %				

Legend:

QF	Qualified for Final	*	False Start
QS	Qualified for Semi-final	DSQ	Disqualified
??	Not Clear	DSF	Did not Finish
X	Eliminated	DNS	Did not Start
C	Degree Celsius	m/s	Meter per second



Rank	Lane	Country	Bib	Name	200m
1	4	ESP	184	MERCHAN Emilio	33.271 (1) QS
			189	PEREZ Carlos	33.271 (1)
2	5	SWE	592	SVENSSON Anders	33.370 (2) QS
			585	LINDBERG Erik	0.099 33.370 (2)
3	3	RSA	520	IRVINE Brett	34.350 (3) QS
			524	RUBENSTEIN Sean	1.079 34.350 (3)
4	8	ITA	345	PIEMONTE Luca	34.837 (4) QS
			339	FACCHIN Andrea	1.566 34.837 (4)
5	1	CHN	122	ZHOU Jianqiang	36.837 (5) QS
			120	YIN Yijun	3.566 36.837 (5)
6	7	MYA	425	PHONE Myint Tazar	36.957 (6) QS
			424	KHIN Maung Myint	3.686 36.957 (6)
7	2	VEN	644	RONDON Jose G.	37.403 (7) QS
			643	PRADA Alberto	4.132 37.403 (7)

Progression: 1/7 AND 8th BEST TIME TO SEMI-FINAL, REST OUT

Chief Official:	BEL	LEUKEMANS John	Course Umpire	-	-
Starter:	GER	STAHLSCHMIDT Gunter	Course Umpire	-	-
Course Umpire	-	-	Chief Finishing Line	CZE	BADUROVA Blanka

Weather Conditions	Air Temperature:	29 C	Wind Speed:	3.1/3.1 m/s		
	Water Temperature:	26 C	Conditions:	Sunny	Wind Direction:	SW
	Humidity:	44 %				

Legend:

QF	Qualified for Final	*	False Start
QS	Qualified for Semi-final	DSQ	Disqualified
??	Not Clear	DSF	Did not Finish
X	Eliminated	DNS	Did not Start
C	Degree Celsius	m/s	Meter per second

RESULTS

K2 200m MEN - HEAT 5

Sat 31 Aug 2002

Race 150



Rank	Lane	Country	Bib	Name	200m	
1	5	POL	476	TWARDOWSKI Marek	33.024 (1)	QS
			479	WYSOCKI Adam	33.024 (1)	
2	2	MDA	402	BESPALOV Vladimir	33.557 (2)	QS
			416	TUROV Vladimir	0.533 33.557 (2)	
3	4	FIN	199	KESO Mikko	33.717 (3)	QS
			201	MIKKONEN Kalle	0.693 33.717 (3)	
4	3	AUT	27	SCHWARZ Bernhard	34.437 (4)	QS
			25	JANISCH Daniel	1.413 34.437 (4)	
5	6	ROM	518	ZABET Alexandru	34.624 (5)	QS
			513	SCOICA Florin	1.600 34.624 (5)	
6	7	GRE	272	PAPANDREOU Apostolos	34.640 (6)	QS
			273	PAPANIKOLAOU Dimitrios	1.616 34.640 (6)	
7	8	PAK	451	THAIR SHAHZAD Akbarr	40.500 (7)	QS
			450	SHAHJAN Khan	7.476 40.500 (7)	

Progression: 1/7 AND 8th BEST TIME TO SEMI-FINAL, REST OUT

Chief Official:	BEL	LEUKEMANS John	Course Umpire	-	-
Starter:	GER	STAHLSCHMIDT Gunter	Course Umpire	-	-
Course Umpire	-	-	Chief Finishing Line	CZE	BADUROVA Blanka

Weather Conditions	Air Temperature:	29 C	Wind Speed:	3.1/3.1 m/s		
	Water Temperature:	26 C	Conditions:	Sunny	Wind Direction:	SW
	Humidity:	44 %				

Legend:

QF	Qualified for Final	*	False Start
QS	Qualified for Semi-final	DSQ	Disqualified
??	Not Clear	DSF	Did not Finish
X	Eliminated	DNS	Did not Start
C	Degree Celsius	m/s	Meter per second

RESULTS
K2 200m WOMEN - HEAT 1

Sat 31 Aug 2002

Race 151



Rank	Lane	Country	Bib	Name	200m
1	5	ESP	182	MANCHON Beatriz	37.257 (1) QF
			185	MOLANES Sonia	37.257 (1)
2	4	BUL	66	DACHEVA Delyana	38.770 (2) QS
			72	PINDZEVA Bonka	1.513 38.770 (2)
3	7	FIN	205	SJOBORG Filippa	39.963 (3) QS
			197	HONKANEN Jenni	2.706 39.963 (3)
4	6	BLR	42	BONDARENKO Natalia	41.456 (4) QS
			36	BAKUNOVA Alesia	4.199 41.456 (4)
5	2	ECU	164	MIRANDA Maria F.	52.279 (5) QS
			165	VINCES Paulina	15.022 52.279 (5)

Progression: 1ST TO FINAL A 2/7 TO SEMI-FINAL, REST OUT

Chief Official:	BEL	LEUKEMANS John	Course Umpire	-	-
Starter:	GER	STAHLSCHMIDT Gunter	Course Umpire	-	-
Course Umpire	-	-	Chief Finishing Line	CZE	BADUROVA Blanka

Weather Conditions	Air Temperature:	29 C	Wind Speed:	3.1/3.1 m/s	
	Water Temperature:	26 C	Conditions:	Sunny	Wind Direction: SW
	Humidity:	44%			

Legend:

QF	Qualified for Final	*	False Start
QS	Qualified for Semi-final	DSQ	Disqualified
??	Not Clear	DSF	Did not Finish
X	Eliminated	DNS	Did not Start
C	Degree Celsius	m/s	Meter per second

RESULTS

K2 200m WOMEN - HEAT 2

Race 152

Sat 31 Aug 2002



Rank	Lane	Country	Bib	Name	200m
1	5	POL	473	SKOWRON Joanna	38.230 (1) QF
			468	PASTUSZKA Aneta	38.230 (1)
2	6	ROM	512	RUSANESCU Lidia	39.063 (2) QS
			502	CIOBANU Mariana	0.833 39.063 (2)
3	4	SWE	590	PALDANIUS Sofia	39.170 (3) QS
			584	KARLSSON Anna	0.940 39.170 (3)
4	8	CHN	118	XU Yaping	40.536 (4) QS
			105	HE Jing	2.306 40.536 (4)
5	3	YUG	651	SOLAC Branka	41.523 (5) QS
			650	PANDA Antonija	3.293 41.523 (5)
6	7	USA	630	MIJALIS Marie	41.970 (6) QS
			635	UEBEL Nicole	3.740 41.970 (6)
7	2	GRE	275	TSAMOPOULOU Chrisa	43.696 (7) QS
			274	SPYROPOULOU Eleni	5.466 43.696 (7)

Progression: 1ST TO FINAL A, 2/7 TO SEMI-FINAL, REST OUT

Chief Official:	BEL	LEUKEMANS John	Course Umpire	-	-
Starter:	GER	STAHLSCHMIDT Gunter	Course Umpire	-	-
Course Umpire	-	-	Chief Finishing Line	CZE	BADUROVA Blanka

Weather Conditions	Air Temperature:	29 C	Wind Speed:	3.1/3.1 m/s		
	Water Temperature:	26 C	Conditions:	Sunny	Wind Direction:	SW
	Humidity:	44%				

Legend:

QF	Qualified for Final	*	False Start
QS	Qualified for Semi-final	DSQ	Disqualified
??	Not Clear	DSF	Did not Finish
X	Eliminated	DNS	Did not Start
C	Degree Celsius	m/s	Meter per second

RESULTS

K2 200m WOMEN - HEAT 3

Sat 31 Aug 2002

Race 153



Rank	Lane	Country	Bib	Name	200m
1	5	HUN	301 296	PAKSY Tímea KOVACS Katalin	37.573 (1) QF 37.573 (1)
2	8	RUS	542 531	PORYVAEVA Galina GOULI Natalia	38.360 (2) QS 0.787 38.360 (2)
3	3	GBR	240 234	TRAIN Rachel HEMMINGS Anna	38.420 (3) QS 0.847 38.420 (3)
4	4	GER	257 246	OPGEN-RHEIN Nadine ERLEBACH Yvett	39.847 (4) QS 2.274 39.847 (4)
5	6	UZB	640 641	MOSKALEVA Antonina PISHULINA Nadejda	40.113 (5) QS 2.540 40.113 (5)
6	7	JPN	359 361	TAKAHASHI Hironi TSUNA Azusa	41.666 (6) QS 4.093 41.666 (6)
7	2	PUR	492 498	ALMONTE Cristina VILLALOBOS Anitza	47.636 (7) QS 10.063 47.636 (7)

Progression: 1ST TO FINAL A, 2/7 TO SEMI-FINAL, REST OUT

Chief Official:	BEL	LEUKEMANS John	Course Umpire	-	-
Starter:	GER	STAHLSCHMIDT Gunter	Course Umpire	-	-
Course Umpire	-	-	Chief Finishing Line	CZE	BADUROVA Blanka

Weather Conditions	Air Temperature:	29 C	Wind Speed:	3.1/3.1 m/s	
	Water Temperature:	26 C	Conditions:	Sunny	Wind Direction: SW
	Humidity:	44%			

Legend:

QF	Qualified for Final	*	False Start
QS	Qualified for Semi-final	DSQ	Disqualified
??	Not Clear	DSF	Did not Finish
X	Eliminated	DNS	Did not Start
C	Degree Celsius	m/s	Meter per second

RESULTS

C4 200m MEN - HEAT 1

Race 154

Sat 31 Aug 2002



Rank	Lane	Country	Bib	Name	200m
1	4	ROM	500	AVERIAN Ionel	33.714 (1) QF
			511	PRICOP Mitica	
			504	CONDRAAT Petra	33.714 (1)
			516	VARTOLOMEI Mihail	
2	5	HUN	298	MALOMSOKI Sandor	34.047 (2) QF
			304	VASALI Laszlo	0.333
			291	IVAN Gabor	34.047 (2)
			295	KOLONICS Gyorgy	
3	6	POL	459	GINTER Adam	34.340 (3) QF
			458	GAJOWNIK Michal	0.626
			470	RYNKIEWICZ Roman	34.340 (3)
			454	BARASZKIEWICZ Pawel	
4	3	CAN	79	BUDAY JR Tamas	35.714 (4) QS
			78	BUDAY Attila	2.000
			90	OLDERSHAW Mark	35.714 (4)
			84	GILES Stephen	
5	2	LTU	392	LABUCKAS Raimondas	36.540 (5) QS
			398	SUKLIN Jevgenij	2.826
			396	PROCHOROV Kiril	36.540 (5)
			397	REKSNYS Kazimieras	
6	7	LAT	382	SIDORUKS Jevgenijs	36.960 (6) QS
			381	SICEVSKIS Vladimirs	3.246
			377	DEMIDOVs Edgars	36.960 (6)
			386	VINOGRADOVS Dagnis	

Progression: 1/3 TO F, 4/7 AND 8th BEST TIME TO SF, REST OUT

Chief Official:	BEL	LEUKEMANS John	Course Umpire	-	-
Starter:	BEL	JANSENS Etienne	Course Umpire	-	-
Course Umpire	-	-	Chief Finishing Line	CZE	BADUROVA Blanka

Weather Conditions	Air Temperature:	29 C	Wind Speed:	3.1/3.1 m/s		
	Water Temperature:	26 C	Conditions:	Sunny	Wind Direction:	SW
	Humidity:	44%				

Legend:

QF	Qualified for Final	*	False Start
QS	Qualified for Semi-final	DSQ	Disqualified
??	Not Clear	DSF	Did not Finish
X	Eliminated	CNS	Did not Start
C	Degree Celsius	m/s	Meter per second

RESULTS

C4 200m MEN - HEAT 2

Sat 31 Aug 2002

Race 155



Rank	Lane	Country	Bib	Name	200m
1	4	RUS	537	KROUGLIAKOV Roman	33.617 (1) QF
			548	ULEGIN Serguei	0.073
			536	KOSTOGLOD Alexandre	33.617 (1)
			541	OPALEV Maxim	
2	5	CZE	140	BRECKA Jan	33.620 (2) QF
			155	PROCHAZKA Petr	0.003
			148	KOZISEK Kerel	33.620 (2)
			142	FUKSA Petr	
3	6	FRA	218	LENOIR Jose	35.154 (3) QF
			209	BARBEY Laurent	1.537
			216	LE LEUCH Eric	35.154 (3)
			215	LAVIGNE Yannick	
4	3	BLR	43	KURLANDCHIK Aleksander	35.894 (4) QS
			41	BOGDANOVICH Aleksander	2.277
			47	SAPONENKO Semen	35.894 (4)
			50	ZHUKOVSKII Aleksander	
5	7	ESP	192	VALES Xose	37.413 (5) QS
			173	CURBEIRA David	3.796
			171	CARRAZEDO Jorge	37.413 (5)
			174	GLAVAN Marcel	
6	2	BRA	53	BORGES Andre	39.040 (6) QS
			59	FILHO Lourival	5.423
			61	RAMOS Euvaldo	39.040 (6)
			62	SOUZA Rogerio	

Progression: 1/3 TO F, 4/7 AND 8th BEST TIME TO SF, REST OUT

Chief Official:	BEL	LEUKEMANS John	Course Umpire	-	-
Starter:	BEL	JANSSENS Etienne	Course Umpire	-	-
Course Umpire	-	-	Chief Finishing Line	CZE	BADUROVA Blanka

Weather Conditions	Air Temperature:	29 C	Wind Speed:	3.1/3.1 m/s	
	Water Temperature:	26 C	Conditions:	Sunny	Wind Direction: SW
	Humidity:	44%			

Legend:

QF	Qualified for Final	*	False Start
QS	Qualified for Semi-final	DSQ	Disqualified
??	Not Clear	DSF	Did not Finish
X	Eliminated	DNS	Did not Start
C	Degree Celsius	m/s	Meter per second

RESULTS
K4 200m MEN - HEAT 1

Sat 31 Aug 2002

Race 156



Rank	Lane	Country	Bib	Name	200m
1	5	HUN	288	HEGEDUS Robert	30.157 (1) QF
			289	HORVATH Gabor	
			281	BEE Istvan	
			285	FEHEVARI Vince	
2	4	CZE	145	HOLUBAR Pavel	30.777 (2) QS
			150	LESTINA Karel	
			149	KUSAK Bohumil	
			158	ZARUBA Radek	
3	7	BLR	48	SKURKOVSKII Aleksei	30.911 (3) QS
			35	ABALMASOV Aleksei	
			44	MAKHNEV Vadim	
			45	PETRUSHENKO Roman	
4	8	AUS	10	DEAN Justin	32.164 (4) QS
			15	MARTIN Simon	
			20	RHODES David	
			21	RODGERS Craig	
5	6	POL	472	SEROCZYNSKI Adam	32.284 (5) QS
			460	GLAZEWSKI Rafal	
			456	BIALKOWSKI Dariusz	
			475	SZALKOWSKI Lukasz	
6	3	CAN	87	JORENS Steven	32.377 (6) QS
			82	DOBER JR Richard	
			75	ANDERSON David	
			80	CUTHBERT Ryan	
7	1	COL	129	MIRAÑA Elbano	37.773 (7) QS
			125	GIRALDO Arles de Jesus	
			128	MILLER Jose	
			126	GONZALEZ Leonardo	

Progression: 1ST TO FINAL A, 2/7 TO SEMI-FINAL, REST OUT

Chief Official:	BEL	LEUKEMANS John	Course Umpire	-	-
Starter:	BEL	JANSSENS Etienne	Course Umpire	-	-
Course Umpire	-	-	Chief Finishing Line	CZE	BADUROVA Blanka

Weather Conditions	Air Temperature:	29 C	Wind Speed:	3.1/3.1 m/s	
	Water Temperature:	26 C	Conditions:	Sunny	Wind Direction: SW
	Humidity:	44%			

Legend:

QF	Qualified for Final	*	False Start
QS	Qualified for Semi-final	DSQ	Disqualified
??	Not Clear	DSF	Did not Finish
X	Eliminated	DNS	Did not Start
C	Degree Celsius	m/s	Meter per second

RESULTS
K4 200m MEN - HEAT 2

Sat 31 Aug 2002

Race 157



Rank	Lane	Country	Bib	Name	200m
1	6	SVK	571	KUZEL Rastislav	30.097 (1) QF
			565	BELOVIC Ladislav	
			572	LIPTAK Juraj	30.097 (1)
			566	CHORVATH Martin	
2	5	RUS	533	IVANIK Alexander	30.631 (2) QS
			547	TOURTCHEKOV Denis	0.534
			530	GOROBIY Oleg	30.631 (2)
			551	ZAROUBIN Roman	
3	4	ROM	501	BABAN Marian	30.824 (3) QS
			507	MAGYAR Geza	0.727
			514	SERBAN Romica	30.824 (3)
			505	CURUZAN Vasile	
4	2	POR	487	JESUS Sergio	31.504 (4) QS
			485	GOMES Pedro	1.407
			483	FERNANDEZ David	31.504 (4)
			490	SANTOS Nuno	
5	3	GER	243	ALTEPOST Lutz	32.371 (5) QS
			248	GOLDSCHMIDT Arnd	2.274
			244	BACH Bjorn	32.371 (5)
			251	HUTH Tim	
6	8	LAT	388	ZALUPE Kristaps	32.531 (6) QS
			384	UPITIS Martins	2.434
			383	STALMANIS Ronalds	32.531 (6)
			379	LAZDENIEKS Arnis	
7	7	GRE	271	NIKOLOPOULOS Nikolaos	33.251 (7) QS
			273	PAPANIKOLAOU Dimitrios	3.154
			278	VUMPBANIETS Ian	33.251 (7)
			272	PAPANDREOU Apostolos	

Progression: 1ST TO FINAL A, 2/7 TO SEMI-FINAL, REST OUT

Chief Official:	BEL	LEUKEMANS John	Course Umpire	-	-
Starter:	BEL	JANSSENS Etienne	Course Umpire	-	-
Course Umpire	-	-	Chief Finishing Line	CZE	BADUROVA Blanka

Weather Conditions	Air Temperature:	29 C	Wind Speed:	3.1/3.1 m/s		
	Water Temperature:	26 C	Conditions:	Sunny	Wind Direction:	SW
	Humidity:	44%				

Legend:

QF	Qualified for Final	*	False Start
QS	Qualified for Semi-final	DSQ	Disqualified
??	Not Clear	DSF	Did not Finish
X	Eliminated	DNS	Did not Start
C	Degree Celsius	m/s	Meter per second

RESULTS
K4 200m MEN - HEAT 3

Sat 31 Aug 2002

Race 158



Rank	Lane	Country	Bib	Name	200m	
1	4	ESP	166	ACUÑA Jaime	29.994 (1)	QF
			178	GONZALEZ Aike		
			167	AIZPURUA Oier	29.994 (1)	
			186	MUÑOZ Manuel		
2	5	UKR	614	ZAICHENKOV Mikola	31.021 (2)	QS
			602	BOZUKOV Andriy	1.027	
			618	SLIVINSKIY Oleksiy	31.021 (2)	
			611	LUCHNYK Mykhailo		
3	3	ITA	334	BENEDINI Franco	31.134 (3)	QS
			336	BONOMI Bieniamino	1.140	
			345	PIEMONTE Luca	31.134 (3)	
			347	ROSSI Antonio		
4	6	FIN	198	KANNIAINEN Panu	31.761 (4)	QS
			203	PITKANEN Petteri	1.767	
			206	VASENIUS Marko	31.761 (4)	
			202	PALMROTH Lauri		
5	7	CHN	122	ZHOU Jianqiang	32.347 (5)	QS
			113	QU Xianwu	2.353	
			110	LIU Mingguang	32.347 (5)	
			120	YIN Yijun		
6	2	IRL	324	PRINGLE David	32.581 (6)	QS
			325	STREVENS Adam	2.587	
			319	EGAN Peter	32.581 (6)	
			326	STREVENS Roger		
7	8	PUR	496	PONCE Roberto	34.514 (7)	QS
			494	JIMENEZ Francisco	4.520	
			495	PONCE Jaime	34.514 (7)	
			493	ANGUEIRA Krishna		

Progression: 1ST TO FINAL A, 2/7 TO SEMI-FINAL, REST OUT

Chief Official:	BEL	LEUKEMANS John	Course Umpire	-	-
Starter:	BEL	JANSSENS Etienne	Course Umpire	-	-
Course Umpire	-	-	Chief Finishing Line	CZE	BADUROVA Blanka

Weather Conditions	Air Temperature:	29 C	Wind Speed:	3.1/3.1 m/s		
	Water Temperature:	26 C	Conditions:	Sunny	Wind Direction:	SW
	Humidity:	44%				

Legend:

QF	Qualified for Final	*	False Start
QS	Qualified for Semi-final	DSQ	Disqualified
??	Not Clear	DSF	Did not Finish
X	Eliminated	DNS	Did not Start
C	Degree Celsius	m/s	Meter per second

RESULTS

K4 200m WOMEN - SEMIFINAL 1

Sat 31 Aug 2002

Race 159



Rank	Lane	Country	Bib	Name	200m	
1	3	ROM	517	VULPES Florica	35.917 (1)	QF
			512	RUSANESCU Lidia		
			508	MATEESCU Anca	35.917 (1)	
			502	CIOBANU Mariana		
2	4	NED	428	ROOS Femke	36.297 (2)	QF
			427	HAAZE Eef	0.380	
			429	YOSEF Tamara	36.297 (2)	
			426	BULK Nicole		
3	6	BLR	42	BONDARENKO Natalia	36.437 (3)	QF
			40	BETS Alena	0.520	
			49	VAKULA Svetlana	36.437 (3)	
			36	BAKUNOVA Alesia		
4	5	RUS	540	NIKOLAEVA Olga	36.550 (4)	X
			545	TISSINA Elena	0.633	
			528	ERCHOVA Elena	36.550 (4)	
			550	YATSUN Marina		
5	7	AUS	16	MEEK Chantal	36.757 (5)	X
			19	RANKIN Amanda	0.840	
			17	OLDENHOF Lisa	36.757 (5)	
			12	HARVEY Paula		
6	1	SWE	593	TYBORN Moa	36.963 (6)	X
			588	NYMAN Ylva	1.046	
			580	ADLERS Johanna	36.963 (6)	
			587	NORDLOLV Josefin		
7	2	ITA	346	RICCIOTTI Anna	37.110 (7)	X
			340	FAGIOLI Alice	1.193	
			352	VERONESE Elisabetta	37.110 (7)	
			349	SGROI Fabiana		
8	8	POR	481	AZEVEDO Elisabete	37.657 (8)	X
			480	ALMEIDA Veronica	1.740	
			488	PEREIRA Monica	37.657 (8)	
			491	SOUSA Joana		
9	9	CHN	121	ZHONG Hongyan	37.863 (9)	X
			102	FAN Lina	1.946	
			103	GAO Yi	37.863 (9)	
			117	XU Linbei		

Progression: 1/3 TO FINAL, REST OUT

Chief Official:	BEL	LEUKEMANS John	Course Umpire	-	-
Starter:	BEL	JANSSENS Etienne	Course Umpire	-	-
Course Umpire	-	-	Chief Finishing Line	CZE	BADUROVA Blanka

Weather Conditions	Air Temperature:	29 C	Wind Speed:	8/8 m/s		
	Water Temperature:	26 C	Conditions:	Sunny	Wind Direction:	SW
	Humidity:	53%				


Legend:

QF	Qualified for Final	*	False Start
QS	Qualified for Semi-final	DSQ	Disqualified
??	Not Clear	DSF	Did not Finish
X	Eliminated	DNS	Did not Start
C	Degree Celsius	m/s	Meter per second

RESULTS
C1 200m MEN - SEMIFINAL 1

Sat 31 Aug 2002

Race 160



Rank	Lane	Country	Bib	Name	200m
1	6	GER	247	GILLE Christian	40.706 (1) QF 40.706 (1)
2	3	CAN	81	DALTON Richard	41.173 (2) QF 0.467 41.173 (2)
3	4	BUL	64	ATANASOV Stanimir	41.540 (3) QF 0.834 41.540 (3)
4	5	CHN	111	MENG Guanliang	41.700 (4) QF 0.994 41.700 (4)
5	2	LAT	378	KLEMENTJEVS Jefimijs	41.766 (5) QF 1.060 41.766 (5)
6	8	BLR	50	ZHUKOVSKII Aleksander	41.946 (6) QF 1.240 41.946 (6)
7	1	ESP	172	CRESPO Jose M.	41.993 (7) QF 1.287 41.993 (7)
8	7	ITA	337	CANNONE Antonio	42.446 (8) ?? 1.740 42.446 (8)
9	9	URU	622	CORREA Mauricio	44.539 (9) X 3.833 44.539 (9)

Progression: 1/3 TO FINAL A,4/7 + 8th BT TO FINAL B, REST OUT

Chief Official:	BEL	LEUKEMANS John	Course Umpire	-	-
Starter:	CAN	McCABÉ Peter	Course Umpire	-	-
Course Umpire	-	-	Chief Finishing Line	CZE	BADUROVA Blanka

Weather Conditions	Air Temperature:	29 C	Wind Speed:	8/8 m/s		
	Water Temperature:	26 C	Conditions:	Sunny	Wind Direction:	SW
	Humidity:	53%				


Legend:

QF	Qualified for Final	*	False Start
QS	Qualified for Semi-final	DSQ	Disqualified
??	Not Clear	DSF	Did not Finish
X	Eliminated	DNS	Did not Start
C	Degree Celsius	m/s	Meter per second

RESULTS
C1 200m MEN - SEMIFINAL 2

Sat 31 Aug 2002

Race 161



Rank	Lane	Country	Bib	Name	200m
1	4	CZE	141	DOKTOR Martin	40.196 (1) QF 40.196 (1)
2	2	AUS	14	MARINOV Martin	40.290 (2) QF 0.094 40.290 (2)
3	6	SVK	658	GRASSL Anton	40.876 (3) QF 0.680 40.876 (3)
4	5	HUN	298	MALOMSOKI Sandor	40.990 (4) QF 0.794 40.990 (4)
5	9	GRE	269	KILIGKARIDIS Andreas	42.223 (5) QF 2.027 42.223 (5)
6	7	LTU	394	MIASNIANKIN Jevgenij	42.556 (6) QF 2.360 42.556 (6)
7	3	USA	629	MALLOCH Jordan	42.716 (7) QF 2.520 42.716 (7)
8	1	MEX	421	FLORES Javier	43.030 (8) ?? 2.834 43.030 (8)
9	8	JPN	360	TAKAKI Hiromichi	43.223 (9) X 3.027 43.223 (9)

Progression: 1/3 TO FINAL A, 4/7 + 8th BT TO FINAL B, REST OUT

Chief Official:	BEL	LEUKEMANS John	Course Umpire	-	-
Starter:	CAN	McCABE Peter	Course Umpire	-	-
Course Umpire	-	-	Chief Finishing Line	CZE	BADUROVA Blanka

Weather Conditions	Air Temperature:	29 C	Wind Speed:	8/8 m/s		
	Water Temperature:	26 C	Conditions:	Sunny	Wind Direction:	SW
	Humidity:	53%				

Legend:


QF	Qualified for Final	*	False Start
QS	Qualified for Semi-final	DSQ	Disqualified
??	Not Clear	DSF	Did not Finish
X	Eliminated	DNS	Did not Start
C	Degree Celsius	m/s	Meter per second

RESULTS

K1 200m MEN - SEMIFINAL 1

Sat 31 Aug 2002

Race 163



Rank	Lane	Country	Bib	Name	200m
1	4	FIN	200	LATVAMAKI Kimmo	35.437 (1) QF 35.437 (1)
2	6	LTU	395	PETRUKANECAS Romas	35.550 (2) QF 0.113 35.550 (2)
3	7	ISR	331	KOLGANOV Michael	35.590 (3) ?? 0.153 35.590 (3)
4	5	USA	636	WOLSKI Bartosz	35.704 (4) QF 0.267 35.704 (4)
5	3	CAN	95	VANKOEVERDEN Adam	36.550 (5) ?? 1.113 36.550 (5)
6	2	ITA	348	SCADUTO Antonio	36.850 (6) ?? 1.413 36.850 (6)
7	8	URU	623	D'AMBROSIO Marcelo	37.890 (7) X 2.453 37.890 (7)
8	1	JPN	358	SHIMAMURA Kenji	40.216 (8) X 4.779 40.216 (8)
9	9	PUR	496	PONCE Roberto	41.270 (9) X 5.833 41.270 (9)

Progression: 1/2 + 3rd BT TO F- A, 3/4-3rdBT + 2BT TO F- B, REST OUT

Chief Official:	BEL	LEUKEMANS John	Course Umpire	-	-
Starter:	CAN	McCABE Peter	Course Umpire	-	-
Course Umpire	-	-	Chief Finishing Line	CZE	BADUROVA Blanka

Weather Conditions	Air Temperature:	29 C	Wind Speed:	8/8 m/s		
	Water Temperature:	26 C	Conditions:	Sunny	Wind Direction:	SW
	Humidity:	53%				


Legend:

QF	Qualified for Final	*	False Start
QS	Qualified for Semi-final	DSQ	Disqualified
??	Not Clear	DSF	Did not Finish
X	Eliminated	DNS	Did not Start
C	Degree Celsius	m/s	Meter per second

RESULTS
 K1 200m MEN - SEMIFINAL 2

Sat 31 Aug 2002

Race 164



Rank	Lane	Country	Bib	Name	200m	
1	5	GER	258	RAUHE Ronald	34.660 (1)	QF
					34.660 (1)	
2	4	UZB	642	RYAHOV Anton	34.867 (2)	QF
					0.207	
					34.867 (2)	
3	1	HUN	285	FEHEVARI Vince	35.027 (3)	??
					0.367	
					35.027 (3)	
4	6	BRA	58	DEMARCHI Fabio	36.654 (4)	QF
					1.994	
					36.654 (4)	
5	9	NZL	447	HUGHES Owen	36.867 (5)	??
					2.207	
					36.867 (5)	
6	3	BEL	657	CALUWIER Dieter	37.380 (6)	??
					2.720	
					37.380 (6)	
7	7	IRI	315	MILAD Mohsen	37.787 (7)	X
					3.127	
					37.787 (7)	
8	8	IRL	320	FLEMING Neil	38.540 (8)	X
					3.880	
					38.540 (8)	
9	2	BIH	33	MEMISEVIC Abud	40.486 (9)	X
					5.826	
					40.486 (9)	

Progression: 1/2 + 3rd BT TO F- A, 3/4-3rdBT + 2BT TO F- B, REST OUT

Chief Official:	BEL	LEUKEMANS John	Course Umpire	-	-
Starter:	CAN	McCABE Peter	Course Umpire	-	-
Course Umpire	-	-	Chief Finishing Line	CZE	BADUROVA Blanka

Weather Conditions	Air Temperature:	29 C	Wind Speed:	8/8 m/s		
	Water Temperature:	26 C	Conditions:	Sunny	Wind Direction:	SW
	Humidity:	53%				

Legend:

QF	Qualified for Final	*	False Start
QS	Qualified for Semi-final	DSQ	Disqualified
??	Not Clear	DSF	Did not Finish
X	Eliminated	DNS	Did not Start
C	Degree Celsius	m/s	Meter per second

RESULTS
K1 200m MEN - SEMIFINAL 3

Sat 31 Aug 2002

Race 165



Rank	Lane	Country	Bib	Name	200m
1	4	POL	467	MENDELSKI Tomasz	35.830 (1) QF 35.830 (1)
2	5	ESP	196	VINDEL Damian	35.857 (2) QF 0.027 35.857 (2)
3	7	CUB	136	MARTINEZ Lansy	36.597 (3) ?? 0.767 36.597 (3)
4	6	YUG	647	FILIPOVIC Ognjen	36.697 (4) QF 0.867 36.697 (4)
5	1	POR	484	FERNANDEZ Rui	36.890 (5) ?? 1.060 36.890 (5)
6	3	RUS	543	TCHERTOV Oleg	37.157 (6) ?? 1.327 37.157 (6)
<hr/>					
7	2	GRE	273	PAPANIKOLAOU Dimitrios	37.910 (7) X 2.080 37.910 (7)
8	8	AUS	9	COLOMB Keith	38.110 (8) X 2.280 38.110 (8)
9	9	CYP	139	SKARPARIS Christos	38.870 (9) X 3.040 38.870 (9)

Progression: 1/2 + 3rd BT TO F- A, 3/4-3rdBT + 2BT TO F- B, REST OUT

Chief Official:	BEL	LEUKEMANS John	Course Umpire	-	-
Starter:	CAN	McCABE Peter	Course Umpire	-	-
Course Umpire	-	-	Chief Finishing Line	CZE	BADUROVA Blanka

Weather Conditions	Air Temperature:	29 C	Wind Speed:	8/8 m/s		
	Water Temperature:	26 C	Conditions:	Sunny	Wind Direction:	SW
	Humidity:	53%				

Legend:

QF	Qualified for Final	*	False Start
QS	Qualified for Semi-final	DSQ	Disqualified
??	Not Clear	DSF	Did not Finish
X	Eliminated	DNS	Did not Start
C	Degree Celsius	m/s	Meter per second

RESULTS
K1 200m MEN - SEMIFINAL 4

Sat 31 Aug 2002

Race 166



Rank	Lane	Country	Bib	Name	200m
1	5	SVK	566	CHORVATH Martin	35.910 (1) QF 35.910 (1)
2	6	UKR	618	SLIVINSKIY Oleksiy	35.920 (2) QF 0.010 35.920 (2)
3	4	ARG	3	CORREA Miguel	36.060 (3) ?? 0.150 36.060 (3)
4	3	RSA	519	VAN COLLER Allan	36.310 (4) QF 0.400 36.310 (4)
5	8	BUL	67	DIMITROV Marian	37.183 (5) ?? 1.273 37.183 (5)
6	7	AUT	24	BRIEDL Gunther	37.510 (6) ?? 1.600 37.510 (6)
7	9	SLO	557	KAVCIC David	38.137 (7) X 2.227 38.137 (7)
8	2	MDA	403	BITKA Valeriu	39.270 (8) X 3.360 39.270 (8)
9	1	TUN	597	DAKHLI Sarhane	41.196 (9) X 5.286 41.196 (9)

Progression: 1/2 + 3rd BT TO F- A, 3/4-3rdBT + 2BT TO F- B, REST OUT

Chief Official:	BEL	LEUKEMANS John	Course Umpire	-	-
Starter:	CAN	McCABE Peter	Course Umpire	-	-
Course Umpire	-	-	Chief Finishing Line	CZE	BADUROVA Blanka

Weather Conditions	Air Temperature:	29 C	Wind Speed:	8/8 m/s		
	Water Temperature:	26 C	Conditions:	Sunny	Wind Direction:	SW
	Humidity:	63%				

Legend:

QF	Qualified for Final	*	False Start
QS	Qualified for Semi-final	DSQ	Disqualified
??	Not Clear	DSF	Did not Finish
X	Eliminated	DNS	Did not Start
C	Degree Celsius	m/s	Meter per second

RESULTS

K1 200m WOMEN - SEMIFINAL 1

Sat 31 Aug 2002

Race 167



Rank	Lane	Country	Bib	Name	200m
1	5	UZB	638	BORZOVA Yuliya	41.086 (1) QF 41.086 (1)
2	4	GBR	240	TRAIN Rachel	41.586 (2) QF 0.500 41.586 (2)
3	6	AUT	26	SCHLITZER Petra	41.873 (3) QF 0.787 41.873 (3)
4	7	RUS	550	YATSUN Marina	42.560 (4) QF 1.474 42.560 (4)
5	2	GER	246	ERLEBACH Yvett	42.606 (5) QF 1.520 42.606 (5)
6	1	JPN	357	MARUYAMA Sayuri	42.733 (6) QF 1.647 42.733 (6)
7	3	BEL	29	SANTY Petra	43.280 (7) QF 2.194 43.280 (7)
8	8	BRA	60	PINTO Ariela	45.573 (8) ?? 4.487 45.573 (8)
9	9	GRE	274	SPYROPOULOU Eleni	45.706 (9) X 4.620 45.706 (9)

Progression: 1/3 TO FINAL A,4/7 + 8th BT TO FINAL B, REST OUT

Chief Official:	BEL	LEUKEMANS John	Course Umpire	-	-
Starter:	CAN	McCABE Peter	Course Umpire	-	-
Course Umpire	-	-	Chief Finishing Line	CZE	BADUROVA Blanka

Weather Conditions	Air Temperature:	29 C	Wind Speed:	8/8 m/s		
	Water Temperature:	26 C	Conditions:	Sunny	Wind Direction:	SW
	Humidity:	53%				


Legend:

QF	Qualified for Final	*	False Start
QS	Qualified for Semi-final	DSQ	Disqualified
??	Not Clear	DSF	Did not Finish
X	Eliminated	DNS	Did not Start
C	Degree Celsius	m/s	Meter per second

RESULTS
 K1 200m WOMEN - SEMIFINAL 2

Sat 31 Aug 2002

Race 168



Rank	Lane	Country	Bib	Name	200m	
1	4	HUN	292	JANICS Natasa	41.300 (1)	QF
					41.300 (1)	
2	3	FIN	204	RIKALA Anne	41.706 (2)	QF
					0.406	
					41.706 (2)	
3	6	SVK	568	ERBANOVA Marcela	41.780 (3)	QF
					0.480	
					41.780 (3)	
4	5	BLR	40	BETS Alena	42.873 (4)	QF
					1.573	
					42.873 (4)	
5	1	NZL	442	PARKER Leanne	43.026 (5)	QF
					1.726	
					43.026 (5)	
6	7	POR	489	RODRIGUES Helena	43.140 (6)	QF
					1.840	
					43.140 (6)	
7	2	ITA	346	RICCIOTTI Anna	43.373 (7)	QF
					2.073	
					43.373 (7)	
8	8	KGZ	374	RIBALOVA Elena	44.306 (8)	??
					3.006	
					44.306 (8)	
9	9	TPE	596	HUANG Chia Hui	49.329 (9)	X
					8.029	
					49.329 (9)	

Progression: 1/3 TO FINAL A, 4/7 + 8th BT TO FINAL B, REST OUT

Chief Official:	BEL	LEUKEMANS John	Course Umpire	-	-
Starter:	CAN	McCABE Peter	Course Umpire	-	-
Course Umpire	-	-	Chief Finishing Line	CZE	BADUROVA Blanka

Weather Conditions	Air Temperature:	29 C	Wind Speed:	8/8 m/s		
	Water Temperature:	26 C	Conditions:	Sunny	Wind Direction:	SW
	Humidity:	53%				

Legend:

QF	Qualified for Final	*	False Start
QS	Qualified for Semi-final	DSQ	Disqualified
??	Not Clear	DSF	Did not Finish
X	Eliminated	DNS	Did not Start
C	Degree Celsius	m/s	Meter per second

RESULTS
 C2 200m MEN - SEMIFINAL 1

Sat 31 Aug 2002

Race 169



Rank	Lane	Country	Bib	Name	200m	
1	5	CUB	135 137	BALCEIRO Ledi F. ROJAS Ibrahim	38.067 (1) 38.067 (1)	QF
2	9	ITA	335 350	BONINI Alberto TESTA Antonio	38.167 (2) 0.100 38.167 (2)	QF
3	6	HUN	304 298	VASALI Laszlo MALOMSOKI Sandor	38.467 (3) 0.400 38.467 (3)	QF
4	3	AUS	13 11	MARCZAK Sebastian EGAN Jason	38.527 (4) 0.460 38.527 (4)	QF
5	2	MEX	420 423	FERRER Ramon ROMERO Antonio	40.253 (5) 2.186 40.253 (5)	QF
6	7	LAT	376 382	BOBKOVŠ Andrejs SIDORUKS Jevgenijs	40.633 (6) 2.566 40.633 (6)	QF
7	4	BLR	41 43	BOGDANOVICH Aleksander KURLANDCHIK Aleksander	42.753 (7) 4.686 42.753 (7)	QF
8	8	CHI	100 97	UBAL Marcelo LABRAÑA Alvaro	49.926 (8) 11.859 49.926 (8)	??
	1	BRA	53 62	BORGES Andre SOUZA Rogerio		DNS

Progression: 1/3 TO FINAL A, 4/7 + 8th BT TO FINAL B, REST OUT

Chief Official:	BEL	LEUKEMANS John	Course Umpire	-	-
Starter:	GER	STAHLSCHMIDT Gunter	Course Umpire	-	-
Course Umpire	-	-	Chief Finishing Line	CZE	BADUROVA Blanka

Weather Conditions	Air Temperature:	29 C	Wind Speed:	8/8 m/s		
	Water Temperature:	26 C	Conditions:	Sunny	Wind Direction:	SW
	Humidity:	63%				

Legend:

QF	Qualified for Final	*	False Start
QS	Qualified for Semi-final	DSQ	Disqualified
??	Not Clear	DSF	Did not Finish
X	Eliminated	DNS	Did not Start
C	Degree Celsius	m/s	Meter per second

RESULTS
C2 200m MEN - SEMIFINAL 2

Sat 31 Aug 2002

Race 170



Rank	Lane	Country	Bib	Name	200m
1	5	CHN	111	MENG Guanliang	37.690 (1) QF
			116	WANG Bing	37.690 (1)
2	4	RUS	527	ARTEMIDA Alexandre	37.783 (2) QF
			529	FOMICHEV Konstantin	0.093 37.783 (2)
3	6	ESP	194	VILLAR Borja	37.863 (3) QF
			195	VILLAR Cristian	0.173 37.863 (3)
4	2	LTU	394	MIASNIANKIN Jevgenij	38.350 (4) QF
			396	PROCHOROV Kiril	0.660 38.350 (4)
5	3	CAN	76	BOILARD Maxime	38.397 (5) QF
			88	JOUKOVSKI Dimitri	0.707 38.397 (5)
6	8	CRO	131	FUNTAK Drazen	39.423 (6) QF
			133	LJUBEK Nikica	1.733 39.423 (6)
7	9	JPN	355	HIRAYAMA Hiroshi	40.723 (7) QF
			360	TAKAKI Hiromichi	3.033 40.723 (7)
8	7	DEN	162	VISSING Martin	41.236 (8) ??
			159	SCALES Carsten	3.546 41.236 (8)

Progression: 1/3 TO FINAL A, 4/7 + 8th BT TO FINAL B, REST OUT

Chief Official:	BEL	LEUKEMANS John	Course Umpire	-	-
Starter:	GER	STAHLSCHEMIDT Gunter	Course Umpire	-	-
Course Umpire	-	-	Chief Finishing Line	CZE	BADUROVA Blanka

Weather Conditions	Air Temperature:	29 C	Wind Speed:	8/8 m/s		
	Water Temperature:	26 C	Conditions:	Sunny	Wind Direction:	SW
	Humidity:	53%				


Legend:

QF	Qualified for Final	*	False Start
QS	Qualified for Semi-final	DSQ	Disqualified
??	Not Clear	DSF	Did not Finish
X	Eliminated	DNS	Did not Start
C	Degree Celsius	m/s	Meter per second

RESULTS
C2 200m MEN - SEMIFINAL 2

Sat 31 Aug 2002

Race 170



CORRECTED

Rank	Lane	Country	Bib	Name	200m
1	5	CHN	119	YANG Wenjum	37.690 (1) QF
			116	WANG Bing	37.690 (1)
2	4	RUS	527	ARTEMIDA Alexandre	37.783 (2) QF
			529	FOMICHEV Konstantin	0.093 37.783 (2)
3	6	ESP	194	VILLAR Borja	37.863 (3) QF
			195	VILLAR Cristian	0.173 37.863 (3)
4	2	LTU	394	MIASNIANKIN Jevgenij	38.350 (4) QF
			396	PROCHOROV Kiril	0.660 38.350 (4)
5	3	CAN	76	BOILARD Maxime	38.397 (5) QF
			88	JOUKOVSKI Dimitri	0.707 38.397 (5)
6	8	CRO	131	FUNTAK Drazen	39.423 (6) QF
			133	LJUBEK Nikica	1.733 39.423 (6)
7	9	JPN	355	HIRAYAMA Hiroshi	40.723 (7) QF
			360	TAKAKI Hiromichi	3.033 40.723 (7)
8	7	DEN	162	VISSING Martin	41.236 (8) ??
			159	SCALES Carsten	3.546 41.236 (8)

Progression: 1/3 TO FINAL A,4/7 + 8th BT TO FINAL B, REST OUT

Chief Official:	BEL	LEUKEMANS John	Course Umpire	-	-
Starter:	GER	STAHLSCHMIDT Gunter	Course Umpire	-	-
Course Umpire	-	-	Chief Finishing Line	CZE	BADUROVA Blanka


Weather Conditions	Air Temperature:	29 C	Wind Speed:	8/8 m/s	
	Water Temperature:	26 C	Conditions:	Sunny	Wind Direction: SW
	Humidity:	53%			

Legend:

QF	Qualified for Final	*	False Start
QS	Qualified for Semi-final	DSQ	Disqualified
??	Not Clear	DSF	Did not Finish
X	Eliminated	DNS	Did not Start
C	Degree Celsius	m/s	Meter per second

RESULTS
K2 200m MEN - SEMIFINAL 1

Race 171



Sat 31 Aug 2002

Rank	Lane	Country	Bib	Name	200m	
1	5	LTU	390	BALCIUNAS Egidijus	32.301 (1)	QF
			391	DUONELA Alvydas	32.301 (1)	
2	4	POL	476	TWARDOWSKI Marek	32.934 (2)	QF
			479	WYSOCKI Adam	0.633 32.934 (2)	
3	3	ITA	345	PIEMONTE Luca	33.314 (3)	??
			339	FACCHIN Andrea	1.013 33.314 (3)	
4	6	SWE	592	SVENSSON Anders	33.780 (4)	QF
			585	LINDBERG Erik	1.479 33.780 (4)	
5	2	JPN	354	EGUCHI Takahiko	34.167 (5)	??
			356	MARUYAMA Ryohei	1.866 34.167 (5)	
6	8	BRA	57	CUATTRIN Sebastian	34.574 (6)	??
			55	CAMPOS Carlos	2.273 34.574 (6)	
7	7	NZL	443	WALILER Mike	35.427 (7)	X
			448	LONGOILL Peter	3.126 35.427 (7)	
8	9	PAK	451	THAIR SHAHZAD Akbarr	39.057 (8)	X
			450	SHAHJAN Khan	6.756 39.057 (8)	
9	1	IRQ	328	MUAID Abdul Latif	39.877 (9)	X
			327	H Aidar Nozad	7.576 39.877 (9)	

Progression: 1/2 + 3rd BT TO F- A, 3/4-3rdBT + 2BT TO F- B, REST OUT

Chief Official:	BEL	LEUKEMANS John	Course Umpire	-	-
Starter:	GER	STAHLSCHEMIDT Gunter	Course Umpire	-	-
Course Umpire	-	-	Chief Finishing Line	CZE	BADUROVA Blanka

Weather Conditions	Air Temperature:	29 C	Wind Speed:	5.4/5.4 m/s	
	Water Temperature:	26 C	Conditions:	Sunny	Wind Direction: SW
	Humidity:	51%			

Legend:


QF	Qualified for Final	*	False Start
QS	Qualified for Semi-final	DSQ	Disqualified
??	Not Clear	DSF	Did not Finish
X	Eliminated	DNS	Did not Start
C	Degree Celsius	m/s	Meter per second

RESULTS

K2 200m MEN - SEMIFINAL 2

Sat 31 Aug 2002

Race 172



Rank	Lane	Country	Bib	Name	200m
1	5	GER	264	WISKOTTER Tim	32.414 (1) QF
			258	RAUHE Ronald	32.414 (1)
2	1	HUN	288	HEGEDUS Robert	32.781 (2) QF
			285	FEHEVARI Vince	0.367 32.781 (2)
3	6	USA	631	MOONEY John	33.127 (3) ??
			637	ZUR Rami	0.713 33.127 (3)
4	7	LAT	383	STALMANIS Ronalds	33.187 (4) QF
			384	UPITIS Martins	0.773 33.187 (4)
5	4	MDA	402	BESPALOV Vladimir	33.314 (5) ??
			416	TUROV Vladimir	0.900 33.314 (5)
6	8	GRE	272	PAPANDREOU Apostolos	34.280 (6) ??
			273	PAPANIKOLAOU Dimitrios	1.866 34.280 (6)
7	3	RSA	520	IRVINE Brett	34.347 (7) X
			524	RUBENSTEIN Sean	1.933 34.347 (7)
8	9	VEN	644	RONDON Jose G.	35.927 (8) X
			643	PRADA Alberto	3.513 35.927 (8)
9	2	PUR	494	JIMENEZ Francisco	37.273 (9) X
			493	ANGUEIRA Krishna	4.859 37.273 (9)

Progression: 1/2 + 3rd BT TO F- A, 3/4-3rdBT + 2BT TO F- B, REST OUT

Chief Official:	BEL	LEUKEMANS John	Course Umpire	-	-
Starter:	GER	STAHLSCHMIDT Gunter	Course Umpire	-	-
Course Umpire	-	-	Chief Finishing Line	CZE	BADUROVA Blanka

Weather Conditions	Air Temperature:	29 C	Wind Speed:	5.4/5.4 m/s	
	Water Temperature:	26 C	Conditions:	Sunny	Wind Direction:
	Humidity:	51%			SW

Legend:

QF	Qualified for Final	*	False Start
QS	Qualified for Semi-final	DSQ	Disqualified
??	Not Clear	DSF	Did not Finish
X	Eliminated	DNS	Did not Start
C	Degree Celsius	m/s	Meter per second

RESULTS
K2 200m MEN - SEMIFINAL 3

Sat 31 Aug 2002

Race 173



Rank	Lane	Country	Bib	Name	200m
1	5	MEX	422	REZA Ricardo	33.044 (1) QF
			418	CORTINA Manuel	33.044 (1)
2	3	RUS	546	TISSINE Andrei	33.487 (2) QF
			532	GROUCHIKHINE Vladimir	0.443 33.487 (2)
3	4	CZE	146	HOTTMAR Pavel	33.494 (3) ??
			157	SVAB Filip	0.450 33.494 (3)
4	6	ARG	6	REDONDO Fernando	33.644 (4) QF
			4	DECESARE Cesar	0.600 33.644 (4)
5	7	AUT	27	SCHWARZ Bernhard	34.224 (5) ??
			25	JANISCH Daniel	1.180 34.224 (5)
6	2	ROM	518	ZABET Alexandru	34.597 (6) ??
			513	SCOICA Florin	1.553 34.597 (6)
7	1	MYA	425	PHONE Myint Tazar	36.330 (7) X
			424	KHIN Maung Myint	3.286 36.330 (7)
8	9	CYP	138	KANARI Chrysanthos	39.703 (8) X
			139	SKARPARIS Christos	6.659 39.703 (8)
9	8	GUA	279	ESTRADA Luis A.	40.996 (9) X
			280	R. MARROQ. Marvin E.	7.952 40.996 (9)

Progression: 1/2 + 3rd BT TO F- A, 3/4-3rdBT + 2BT TO F- B, REST OUT

Chief Official:	BEL	LEUKEMANS John	Course Umpire	-	-
Starter:	GER	STAHLSCHMIDT Gunter	Course Umpire	-	-
Course Umpire	-	-	Chief Finishing Line	CZE	BADUROVA Blanka

Weather Conditions	Air Temperature:	29 C	Wind Speed:	5.4/5.4 m/s		
	Water Temperature:	26 C	Conditions:	Sunny	Wind Direction:	SW
	Humidity:	51%				

Legend:

QF	Qualified for Final	*	False Start
QS	Qualified for Semi-final	DSQ	Disqualified
??	Not Clear	DSF	Did not Finish
X	Eliminated	DNS	Did not Start
C	Degree Celsius	m/s	Meter per second

RESULTS
K2 200m MEN - SEMIFINAL 4

Sat 31 Aug 2002

Race 174



Rank	Lane	Country	Bib	Name	200m
1	4	UKR	614	ZAICHENKOV Mikola	32.884 (1) QF
			611	LUCHNYK Mykhailo	32.884 (1)
2	5	ESP	184	MERCHAN Emilio	33.051 (2) QF
			189	PEREZ Carlos	0.167 33.051 (2)
3	3	FIN	199	KESO Mikko	33.397 (3) ??
			201	MIKKONEN Kalle	0.513 33.397 (3)
4	6	POR	487	JESUS Sergio	33.777 (4) QF
			490	SANTOS Nuno	0.893 33.777 (4)
5	7	CAN	91	POTHIER Jean C.	33.844 (5) ??
			93	SAUVE Dominic	0.960 33.844 (5)
6	2	CHN	122	ZHOU Jianqiang	34.834 (6) ??
			120	YIN Yijun	1.950 34.834 (6)
7	8	AUS	18	PICKERING Glen	34.850 (7) X
			22	WALLACE Ken	1.966 34.850 (7)
8	1	URU	624	DEUS Athavalpa	36.050 (8) X
			621	CARDOZO Andres	3.166 36.050 (8)
9	9	COL	125	GIRALDO Arles de Jesus	39.893 (9) X
			126	GONZALEZ Leonardo	7.009 39.893 (9)

Progression: 1/2 + 3rd BT TO F- A, 3/4-3rdBT + 2BT TO F- B, REST OUT

Chief Official:	BEL	LEUKEMANS John	Course Umpire	-	-
Starter:	GER	STAHLSCHEMIDT Gunter	Course Umpire	-	-
Course Umpire	-	-	Chief Finishing Line	CZE	BADUROVA Blanka

Weather Conditions	Air Temperature:	29 C	Wind Speed:	5.4/5.4 m/s	
	Water Temperature:	26 C	Conditions:	Sunny	Wind Direction:
	Humidity:	61 %			SW

Legend:

QF	Qualified for Final	*	False Start
QS	Qualified for Semi-final	DSQ	Disqualified
??	Not Clear	DSF	Did not Finish
X	Eliminated	DNS	Did not Start
C	Degree Celsius	m/s	Meter per second

RESULTS
K2 200m WOMEN - SEMIFINAL 1

Sat 31 Aug 2002

Race 175



Rank	Lane	Country	Bib	Name	200m
1	4	SWE	590	PALDANIUS Sofia	38.600 (1) QF
			584	KARLSSON Anna	38.600 (1)
2	5	RUS	542	PORYVAEVA Galina	38.707 (2) QF
			531	GOULI Natalia	0.107 38.707 (2)
3	6	FIN	205	SJOBERG Filippa	39.193 (3) QF
			197	HONKANEN Jenni	0.593 39.193 (3)
4	3	GER	257	OPGEN-RHEIN Nadine	39.460 (4) QF
			246	ERLEBACH Yvett	0.860 39.460 (4)
5	7	CHN	118	XU Yaping	40.720 (5) QF
			105	HE Jing	2.120 40.720 (5)
6	8	USA	630	MIJALIS Marie	41.640 (6) QF
			635	UEBEL Nicole	3.040 41.640 (6)
7	1	PUR	492	ALMONTE Cristina	47.402 (7) QF
			498	VILLALOBOS Anitza	8.802 47.402 (7)
8	2	ECU	164	MIRANDA Maria F.	51.855 (8) ??
			165	VINCES Paulina	13.255 51.855 (8)

Progression: 1/3 TO FINAL A, 4/7 + 8th BT TO FINAL B, REST OUT

Chief Official:	BEL	LEUKEMANS John	Course Umpire	-	-
Starter:	GER	STAHLSCHMIDT Gunter	Course Umpire	-	-
Course Umpire	-	-	Chief Finishing Line	CZE	BADUROVA Blanka

Weather Conditions	Air Temperature:	29 C	Wind Speed:	5.4/5.4 m/s	
	Water Temperature:	26 C	Conditions:	Sunny	Wind Direction: SW
	Humidity:	51%			

Legend:

QF	Qualified for Final	*	False Start
QS	Qualified for Semi-final	DSQ	Disqualified
??	Not Clear	DSF	Did not Finish
X	Eliminated	DNS	Did not Start
C	Degree Celsius	m/s	Meter per second

RESULTS

K2 200m WOMEN - SEMIFINAL 2

Sat 31 Aug 2002

Race 176



Rank	Lane	Country	Bib	Name	200m	
1	5	BUL	66	DACHEVA Delyana	38.580	(1) QF
			72	PINDZEVA Bonka	38.580	(1)
2	4	ROM	512	RUSANESCU Lidia	38.627	(2) QF
			502	CIOBANU Mariana	0.047	38.627 (2)
3	6	GBR	240	TRAIN Rachel	39.380	(3) QF
			234	HEMMINGS Anna	0.800	39.380 (3)
4	2	UZB	640	MOSKALEVA Antonina	40.026	(4) QF
			641	PISHULINA Nadejda	1.446	40.026 (4)
5	7	YUG	651	SOLAC Branka	41.406	(5) QF
			650	PANDA Antonija	2.826	41.406 (5)
6	3	BLR	42	BONDARENKO Natalia	41.440	(6) QF
			36	BAKUNOVA Alesia	2.860	41.440 (6)
7	8	JPN	359	TAKAHASHI Hiromi	41.860	(7) QF
			361	TSUNA Azusa	3.280	41.860 (7)
8	1	GRE	275	TSAMOPOULOU Chrisa	42.606	(8) ??
			274	SPYROPOULOU Eleni	4.026	42.606 (8)

Progression: 1/3 TO FINAL A, 4/7 + 8th BT TO FINAL B, REST OUT

Chief Official:	BEL	LEUKEMANS John	Course Umpire	-	-
Starter:	GER	STAHLSCHEMIDT Gunter	Course Umpire	-	-
Course Umpire	-	-	Chief Finishing Line	CZE	BADUROVA Blanka

Weather Conditions	Air Temperature:	29 C	Wind Speed:	5.4/5.4 m/s		
	Water Temperature:	26 C	Conditions:	Sunny	Wind Direction:	SW
	Humidity:	51%				

Legend:

QF	Qualified for Final	*	False Start
QS	Qualified for Semi-final	DSQ	Disqualified
??	Not Clear	DSF	Did not Finish
X	Eliminated	DNS	Did not Start
C	Degree Celsius	m/s	Meter per second

RESULTS
 C4 200m MEN - SEMIFINAL 1



Race 177

Sat 31 Aug 2002

Rank	Lane	Country	Bib	Name	200m	
1	2	LAT	382	SIDORUKS Jevgenijs	35.614 (1)	QF
			381	SICEVSKIS Vladimirs		
			377	DEMIDOVVS Edgars	35.614 (1)	
			386	VINOGRADOVS Dagnis		
2	5	CAN	79	BUDAY JR Tamas	35.894 (2)	QF
			78	BUDAY Attila	0.280	
			90	OLDERSHAW Mark	35.894 (2)	
			84	GILES Stephen		
3	4	BLR	43	KURLANDCHIK Aleksander	36.227 (3)	QF
			41	BOGDANOVICH Aleksander	0.613	
			47	SAPONENKO Semen	36.227 (3)	
			50	ZHUKOVSKII Aleksander		
4	6	LTU	392	LABUCKAS Raimondas	36.600 (4)	X
			398	SUKLIN Jevgenij	0.986	
			396	PROCHOROV Kiril	36.600 (4)	
			397	REKSNYS Kazimieras		
5	3	ESP	192	VALES Xose	37.620 (5)	X
			173	CURBEIRA David	2.006	
			171	CARRAZEDO Jorge	37.620 (5)	
			174	GLAVAN Marcel		

Progression: 1/3 TO FINAL, REST OUT

Chief Official:	BEL	LEUKEMANS John	Course Umpire	-	-
Starter:	BEL	JANSSENS Etienne	Course Umpire	-	-
Course Umpire	-	-	Chief Finishing Line	CZE	BADUROVA Blanka

Weather Conditions	Air Temperature:	29 C	Wind Speed:	5.4/5.4 m/s		
	Water Temperature:	26 C	Conditions:	Sunny	Wind Direction:	SW
	Humidity:	51%				

Legend:

QF	Qualified for Final	*	False Start
QS	Qualified for Semi-final	DSQ	Disqualified
??	Not Clear	DSF	Did not Finish
X	Eliminated	DNS	Did not Start
C	Degree Celsius	m/s	Meter per second

RESULTS
 K4 200m MEN - SEMIFINAL 1

Race 178



Sat 31 Aug 2002

Rank	Lane	Country	Bib	Name	200m	
1	5	UKR	614	ZAICHENKOV Mikola	30.671 (1)	QF
			602	BOZUKOV Andriy		
			618	SLIVINSKIY Oleksiy	30.671 (1)	
			611	LUCHNYK Mykhailo		
2	4	ROM	501	BABAN Marian	30.737 (2)	QF
			507	MAGYAR Geza	0.066	
			514	SERBAN Romica	30.737 (2)	
			505	CURUZAN Vasile		
3	6	BLR	48	SKURKOVSKII Aleksei	30.757 (3)	QF
			35	ABALMASOV Aleksei	0.086	
			44	MAKHNEV Vadim	30.757 (3)	
			45	PETRUSHENKO Roman		
4	8	LAT	388	ZALUPE Kristaps	31.277 (4)	QF
			384	UPITIS Martins	0.606	
			383	STALMANIS Ronalds	31.277 (4)	
			379	LAZDENIEKS Arnis		
5	2	POL	472	SEROCZYNSKI Adam	31.284 (5)	QF
			460	GLAZEWSKI Rafal	0.613	
			456	BIALKOWSKI Dariusz	31.284 (5)	
			475	SZALKOWSKI Lukasz		
6	3	FIN	198	KANNIAINEN Panu	31.297 (6)	QF
			203	PITKANEN Petteri	0.626	
			206	VASENIUS Marko	31.297 (6)	
			202	PALMROTH Lauri		
7	7	POR	487	JESUS Sergio	31.964 (7)	QF
			485	GOMES Pedro	1.293	
			483	FERNANDEZ David	31.964 (7)	
			490	SANTOS Nuno		
8	9	CAN	87	JORENS Steven	32.271 (8)	??
			82	DOBER JR Richard	1.600	
			75	ANDERSON David	32.271 (8)	
			80	CUTHBERT Ryan		
9	1	PUR	496	PONCE Roberto	34.524 (9)	X
			494	JIMENEZ Francisco	3.853	
			495	PONCE Jaime	34.524 (9)	
			493	ANGUEIRA Krishna		

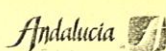
Progression: 1/3 TO FINAL A,4/7 + 8th BT TO FINAL B, REST OUT

Chief Official:	BEL	LEUKEMANS John	Course Umpire	-	-
Starter:	BEL	JANSSENS Etienne	Course Umpire	-	-
Course Umpire	-	-	Chief Finishing Line	CZE	BADUROVA Blanka

Weather Conditions	Air Temperature:	29 C	Wind Speed:	5.4/5.4 m/s		
	Water Temperature:	26 C	Conditions:	Sunny	Wind Direction:	SW
	Humidity:	51%				

Legend:

QF	Qualified for Final	*	False Start
QS	Qualified for Semi-final	DSQ	Disqualified
??	Not Clear	DSF	Did not Finish
X	Eliminated	DNS	Did not Start
C	Degree Celsius	m/s	Meter per second



RESULTS
K4 200m MEN - SEMIFINAL 2

Race 179



Sat 31 Aug 2002

Rank	Lane	Country	Bib	Name	200m
1	4	RUS	533	IVANIK Alexander	30.614 (1) QF
			547	TOURCHENKOV Denis	
			530	GOROBIY Oleg	30.614 (1)
			551	ZAROUBIN Roman	
2	5	CZE	145	HOLUBAR Pavel	30.737 (2) QF
			150	LESTINA Karel	0.123
			149	KUSAK Bohumil	30.737 (2)
			158	ZARUBA Radek	
3	7	GER	243	ALTEPOST Lutz	30.747 (3) QF
			248	GOLDSCHMIDT Arnd	0.133
			244	BACH Bjorn	30.747 (3)
			251	HUTH Tim	
4	6	ITA	334	BENEDINI Franco	31.131 (4) QF
			336	BONOMI Bieniamino	0.517
			345	PIEMONTE Luca	31.131 (4)
			347	ROSSI Antonio	
5	2	CHN	122	ZHOU Jianqiang	31.707 (5) QF
			113	QU Xianwu	1.093
			110	LIU Mingguang	31.707 (5)
			120	YIN Yijun	
6	8	IRL	324	PRINGLE David	32.281 (6) QF
			325	STREVENS Adam	1.667
			319	EGAN Peter	32.281 (6)
			326	STREVENS Roger	
7	3	AUS	10	DEAN Justin	32.774 (7) QF
			15	MARTIN Simon	2.160
			20	RHODES David	32.774 (7)
			21	RODGERS Craig	
8	1	GRE	271	NIKOLOPOULOS Nikolaos	33.454 (8) ??
			273	PAPANIKOLAOU Dimitrios	2.840
			278	VUMPBANIETS Ian	33.454 (8)
			272	PAPANDREOU Apostolos	
9	9	COL	129	MIRAÑA Elbano	38.197 (9) X
			125	GIRALDO Arles de Jesus	7.583
			128	MILLER Jose	38.197 (9)
			126	GONZALEZ Leonardo	

Progression: 1/3 TO FINAL A, 4/7 + 8th BT TO FINAL B, REST OUT

Chief Official:	BEL	LEUKEMANS John	Course Umpire	-	-
Starter:	BEL	JANSSENS Etienne	Course Umpire	-	-
Course Umpire	-	-	Chief Finishing Line	CZE	BADUROVA Blanka

Weather Conditions	Air Temperature:	29 C	Wind Speed:	5.4/5.4 m/s	
	Water Temperature:	26 C	Conditions:	Sunny	Wind Direction: SW
	Humidity:	51%			

Legend:

QF	Qualified for Final	*	False Start
QS	Qualified for Semi-final	DSQ	Disqualified
??	Not Clear	DSF	Did not Finish
X	Eliminated	DNS	Did not Start
C	Degree Celsius	m/s	Meter per second

RESULTS
K4 500m WOMEN - FINAL B

Race 180



Sun 01 Sep 2002

Rank	Lane	Country	Bib	Name	250m	500m
1	4	UZB	640	MOSKALEVA Antonina		1:40.880 (1)
			638	BORZOVA Yuliya		
			639	LEVINA Tatyana		
			641	PISHULINA Nadejda		
2	5	BLR	42	BONDARENKO Natalia		1:42.560 (2)
			40	BETS Alena		1.680
			49	VAKULA Svetlana		
			36	BAKUNOVA Alesia		
3	3	CHN	102	FAN Lina		1:42.934 (3)
			103	GAO Yi		2.054
			117	XU Linbei		
			121	ZHONG Hongyan		
4	8	GBR	240	TRAIN Rachel		1:42.967 (4)
			226	CATTLE Abi		2.087
			233	HARDY Lucy		
			229	DAVEY Tricia		
5	2	ITA	346	RICCIOTTI Anna		1:43.900 (5)
			340	FAGIOLI Alice		3.020
			344	PALLA Monica		
			349	SGROI Fabiana		
6	1	SWE	593	TYBORN Moa		1:44.693 (6)
			588	NYMAN Ylva		3.813
			580	ADLERS Johanna		
			587	NORDLOLV Josefin		
7	6	NED	428	ROOS Femke		1:44.780 (7)
			427	HAAZE Eef		3.900
			429	YOSEF Tamara		
			426	BULK Nicole		
8	7	FRA	220	MARIE Nathalie		1:46.047 (8)
			222	THIBAUT Emmanuelle		5.167
			223	VIARD Anne L.		
			217	LEFEBVRE Christelle		
9	9	NZL	441	POCOSK Katherine		1:47.766 (9)
			439	SNOWDEN Danielle		6.886
			440	HARKER Jannene		
			442	PARKER Leanne		

Progression:

Chief Official:	BEL	LEUKEMANS John	Course Umpire	FRA	OYON Jean Louis
Starter:	BEL	JANSSENS Etienne	Course Umpire	-	-
Course Umpire	GBR	BLAND Peter	Chief Finishing Line	CZE	BADUROVA Blanka

Weather Conditions	Air Temperature:	18 C	Wind Speed:	1.8/1.8 m/s	
	Water Temperature:	25 C	Conditions:	Cloudy	Wind Direction: NW
	Humidity:	96%			

Legend:

QF	Qualified for Final	*	False Start
QS	Qualified for Semi-final	DSQ	Disqualified
??	Not Clear	DSF	Did not Finish
X	Eliminated	DNS	Did not Start
C	Degree Celsius	m/s	Meter per second

RESULTS

K4 500m WOMEN - FINAL A

Sun 01 Sep 2002

Race 181



Rank	Lane	Country	Bib	Name	250m	500m
1	5	HUN	303	SZABO Szilvia	46.358 (2)	1:35.724 (1)
			284	BOTA Kinga	0.383	
			307	VISKI Erzsebet	46.358 (2)	49.366 (1)
			296	KOVACS Katalin		
2	4	GER	259	SCHUCK Anett	46.967 (4)	1:37.171 (2)
			255	MUCKE Manuele	0.992	1.447
			256	NOLLEN Maike	46.967 (4)	50.204 (3)
			262	WAGNER Katrin		
3	6	ESP	185	MOLANES Sonia	46.669 (3)	1:37.331 (3)
			182	MANCHON Beatriz	0.694	1.607
			176	GARCIA Maria I.	46.669 (3)	50.662 (4)
			190	PORTELA Teresa		
4	7	POL	473	SKOWRON Joanna	48.319 (8)	1:37.991 (4)
			471	SADALSKA Karolina	2.344	2.267
			455	BIALKOWSKA Aneta	48.319 (8)	49.672 (2)
			468	PASTUSZKA Aneta		
5	9	AUS	16	MEEK Chantal	45.975 (1)	1:39.244 (5)
			19	RANKIN Amanda		3.520
			17	OLDENHOF Lisa	45.975 (1)	53.269 (9)
			12	HARVEY Paula		
6	2	ROM	508	MATEESCU Anca	47.557 (6)	1:39.537 (6)
			517	VULPES Florica	1.582	3.813
			512	RUSANESCU Lidia	47.557 (6)	51.980 (5)
			502	CIOBANU Mariana		
7	3	RUS	542	PORYVAEVA Galina	47.257 (5)	1:39.891 (7)
			545	TISSINA Elena	1.282	4.167
			528	ERCHOVA Elena	47.257 (5)	52.634 (7)
			531	GOULI Natalia		
8	8	UKR	607	FIKILISOVA Nataly	47.899 (7)	1:40.310 (8)
			615	OSIPENKO Inna	1.924	4.586
			605	CHEREVATOVA Olena	47.899 (7)	52.411 (6)
			601	BALABONOVA Hanna		
9	1	CAN	85	HOPKINS Sara	48.711 (9)	1:41.464 (9)
			83	FURNEAUX Karen	2.736	5.740
			89	LIGHTBOUND Carrie	48.711 (9)	52.753 (8)
			86	JAIN Kamini		

Progression:

Chief Official:	BEL	LEUKEMANS John	Course Umpire	POL	PISZCZ Rafal
Starter:	BEL	JANSSENS Etienne	Course Umpire	-	-
Course Umpire	NOR	WING Jan Bache	Chief Finishing Line	CZE	BADUROVA Blanka

Weather Conditions	Air Temperature:	18 C	Wind Speed:	1.8/1.8 m/s		
	Water Temperature:	25 C	Conditions:	Cloudy	Wind Direction:	NW
	Humidity:	96%				

Legend:

QF	Qualified for Final	*	False Start
QS	Qualified for Semi-final	DSQ	Disqualified
??	Not Clear	DSF	Did not Finish
X	Eliminated	DNS	Did not Start
C	Degree Celsius	m/s	Meter per second

RESULTS
C1 500m MEN - FINAL B

Sun 01 Sep 2002

Race 182



Rank	Lane	Country	Bib	Name	250m	500m
1	8	POL	470	RYNKIEWICZ Roman	57.054 (2) 0.216 57.054 (2)	1:57.699 (1) 1:00.645 (2)
2	9	SVK	574	OSTRCIL Marian	57.238 (3) 0.400 57.238 (3)	1:58.199 (2) 0.500 1:00.961 (3)
3	6	CHN	111	MENG Guanliang	58.080 (6) 1.242 58.080 (6)	1:58.359 (3) 0.660 1:00.279 (1)
4	5	ITA	337	CANNONE Antonio	57.523 (4) 0.685 57.523 (4)	1:58.689 (4) 0.990 1:01.166 (4)
5	4	ESP	170	CAL David	56.838 (1) 56.838 (1)	1:58.699 (5) 1.000 1:01.861 (6)
6	3	GRE	269	KILIGKARIDIS Andreas	57.796 (5) 0.958 57.796 (5)	1:59.199 (6) 1.500 1:01.403 (5)
7	1	LAT	378	KLEMENTJEVS Jefimijš	59.388 (8) 2.550 59.388 (8)	2:01.965 (7) 4.266 1:02.577 (7)
8	7	MEX	421	FLORES Javier	58.560 (7) 1.722 58.560 (7)	2:07.311 (8) 9.612 1:08.751 (9)
9	2	MDA	412	PANI Vladimir	1:01.026 (9) 4.188 1:01.026 (9)	2:09.391 (9) 11.692 1:08.365 (8)

Progression:

Chief Official:	BEL	LEUKEMANS John	Course Umpire	ISR	AMPER Dan
Starter:	CAN	McCABE Peter	Course Umpire	-	-
Course Umpire	HUN	VASKUTI Istvan	Chief Finishing Line	CZE	BADUROVA Blanka

Weather Conditions	Air Temperature:	18 C	Wind Speed:	1.8/1.8 m/s		
	Water Temperature:	25 C	Conditions:	Cloudy	Wind Direction:	NW
	Humidity:	96%				

Legend:

QF	Qualified for Final	*	False Start
QS	Qualified for Semi-final	DSQ	Disqualified
??	Not Clear	DSF	Did not Finish
X	Eliminated	DNS	Did not Start
C	Degree Celsius	m/s	Meter per second

RESULTS
C1 500m MEN - FINAL A

Sun 01 Sep 2002

Race 183



Rank	Lane	Country	Bib	Name	250m	500m
1	6	RUS	541	OPALEV Maxim	54.580 (3) 1.687 54.580 (3)	1:50.596 (1) 56.016 (1)
2	5	HUN	295	KOLONICS Gyorgy	54.294 (2) 1.401 54.294 (2)	1:51.636 (2) 1.040 57.342 (4)
3	4	GER	245	DITTMER Andreas	54.815 (4) 1.922 54.815 (4)	1:51.843 (3) 1.247 57.028 (2)
4	3	CZE	141	DOKTOR Martin	55.064 (5) 2.171 55.064 (5)	1:52.783 (4) 2.187 57.719 (5)
5	2	CAN	81	DALTON Richard	55.313 (6) 2.420 55.313 (6)	1:53.243 (5) 2.647 57.930 (6)
6	9	BUL	64	ATANASOV Stanimir	56.693 (9) 3.800 56.693 (9)	1:53.736 (6) 3.140 57.043 (3)
7	8	AUS	14	MARINOV Martin	55.898 (8) 3.005 55.898 (8)	1:55.562 (7) 4.966 59.664 (7)
8	7	CUB	134	AGUILAR Karel	52.893 (1) 52.893 (1)	1:55.566 (8) 4.970 1:02.673 (9)
9	1	BLR	50	ZHUKOVSKII Aleksander	55.608 (7) 2.715 55.608 (7)	1:55.756 (9) 5.160 1:00.148 (8)

Progression:

Chief Official:	BEL	LEUKEMANS John	Course Umpire	FRA	OYON Jean Louis
Starter:	CAN	McCABE Peter	Course Umpire	-	-
Course Umpire	GBR	BLAND Peter	Chief Finishing Line	CZE	BADUROVA Blanka

Weather Conditions	Air Temperature:	18 C	Wind Speed:	1.8/1.8 m/s		
	Water Temperature:	25 C	Conditions:	Cloudy	Wind Direction:	NW
	Humidity:	96%				

Legend:

QF	Qualified for Final	*	False Start
QS	Qualified for Semi-final	DSQ	Disqualified
??	Not Clear	DSF	Did not Finish
X	Eliminated	DNS	Did not Start
C	Degree Celsius	m/s	Meter per second

RESULTS
K1 500m MEN - FINAL B

Race 184



Sun 01 Sep 2002

Rank	Lane	Country	Bib	Name	250m	500m
1	2	LTU	395	PETRUKANECAS Romas	48.865 (4) 0.751 48.865 (4)	1:40.747 (1) 51.882 (2)
2	5	FIN	200	LATVAMAKI Kimmo	48.114 (1) 48.114 (1)	1:41.180 (2) 0.433 53.066 (4)
3	6	GBR	227	DARBY-DOWMAN Paul	48.633 (3) 0.519 48.633 (3)	1:41.747 (3) 1.000 53.114 (5)
4	4	RSA	519	VAN COLLER Allan	48.389 (2) 0.275 48.389 (2)	1:42.074 (4) 1.327 53.685 (8)
5	8	ITA	348	SCADUTO Antonio	49.575 (7) 1.461 49.575 (7)	1:42.274 (5) 1.527 52.699 (3)
6	9	BRA	57	CUATTRIN Sebastian	50.640 (9) 2.526 50.640 (9)	1:42.480 (6) 1.733 51.840 (1)
7	7	GER	243	ALTEPOST Lutz	49.077 (5) 0.963 49.077 (5)	1:42.727 (7) 1.980 53.650 (7)
8	3	CAN	95	VANKOEVERDEN Adam	49.290 (6) 1.176 49.290 (6)	1:43.240 (8) 2.493 53.950 (9)
9	1	SLO	556	JAZBEC Jaka	49.854 (8) 1.740 49.854 (8)	1:43.373 (9) 2.626 53.519 (6)

Progression:

Chief Official:	BEL	LEUKEMANS John	Course Umpire	POL	PISZCZ Rafal
Starter:	CAN	McCABE Peter	Course Umpire	-	-
Course Umpire	NOR	WING Jan Bache	Chief Finishing Line	CZE	BADUROVA Blanka

Weather Conditions	Air Temperature:	18 C	Wind Speed:	1.8/1.8 m/s		
	Water Temperature:	25 C	Conditions:	Cloudy	Wind Direction:	NW
	Humidity:	96%				

Legend:

QF	Qualified for Final	*	False Start
QS	Qualified for Semi-final	DSQ	Disqualified
??	Not Clear	DSF	Did not Finish
X	Eliminated	DNS	Did not Start
C	Degree Celsius	m/s	Meter per second

RESULTS

K1 500m MEN - FINAL A

Race 185



Sun 01 Sep 2002

Rank	Lane	Country	Bib	Name	250m	500m
1	8	AUS	7	BAGGALEY Nathan	49.002 (6)	1:39.901 (1)
					1.459	
					49.002 (6)	50.899 (2)
2	5	BUL	71	MERKOV Petar	48.018 (2)	1:40.207 (2)
					0.475	0.306
					48.018 (2)	52.189 (5)
3	7	UZB	642	RYAHOV Anton	48.729 (5)	1:40.560 (3)
					1.186	0.659
					48.729 (5)	51.831 (4)
4	6	POL	472	SEROZYNSKI Adam	49.509 (8)	1:41.020 (4)
					1.966	1.119
					49.509 (8)	51.511 (3)
5	3	ISR	331	KOLGANOV Michael	47.543 (1)	1:41.234 (5)
						1.333
					47.543 (1)	53.691 (9)
6	4	USA	637	ZUR Rami	48.488 (4)	1:41.260 (6)
					0.945	1.359
					48.488 (4)	52.772 (7)
7	2	HUN	306	VERECKEI Akos	1:04.182 (9)	1:41.374 (7)
					16.639	1.473
					1:04.182 (9)	37.192 (1)
8	9	ARG	2	CORREA Javier	49.258 (7)	1:41.780 (8)
					1.715	1.879
					49.258 (7)	52.522 (6)
9	1	ESP	179	GONZALEZ Jovino	48.242 (3)	1:41.807 (9)
					0.699	1.906
					48.242 (3)	53.565 (8)

Progression:

Chief Official:	BEL	LEUKEMANS John	Course Umpire	ISR	AMPER Dan
Starter:	CAN	McCABE Peter	Course Umpire	-	-
Course Umpire	HUN	VASKUTI Istvan	Chief Finishing Line	CZE	BADUROVA Blanka

Weather Conditions	Air Temperature:	18 C	Wind Speed:	1.8/1.8 m/s		
	Water Temperature:	25 C	Conditions:	Cloudy	Wind Direction:	NW
	Humidity:	96%				

Legend:

QF	Qualified for Final	*	False Start
QS	Qualified for Semi-final	DSQ	Disqualified
??	Not Clear	DSF	Did not Finish
X	Eliminated	DNS	Did not Start
C	Degree Celsius	m/s	Meter per second

RESULTS
K1 500m WOMEN - FINAL B

Race 186



Sun 01 Sep 2002

Rank	Lane	Country	Bib	Name	250m	500m
1	4	USA	632	NORTJE Ruth	53.978 (4) 0.810 53.978 (4)	1:53.332 (1) 59.354 (1)
2	6	GER	257	OPGEN-RHEIN Nadine	53.168 (1) 53.168 (1)	1:53.479 (2) 0.147 1:00.311 (4)
3	8	FIN	204	RIKALA Anne	54.716 (7) 1.548 54.716 (7)	1:54.119 (3) 0.787 59.403 (2)
4	9	FRA	211	DELATTRE Marie	54.956 (8) 1.788 54.956 (8)	1:54.872 (4) 1.540 59.916 (3)
5	3	GBR	234	HEMMINGS Anna	54.226 (5) 1.058 54.226 (5)	1:55.106 (5) 1.774 1:00.880 (6)
6	1	BLR	46	PUCHKOVA Anna	54.461 (6) 1.293 54.461 (6)	1:55.306 (6) 1.974 1:00.845 (5)
7	5	NED	426	BULK Nicole	53.714 (3) 0.546 53.714 (3)	1:55.666 (7) 2.334 1:01.952 (7)
8	7	AUT	26	SCHLITZER Petra	53.443 (2) 0.275 53.443 (2)	1:55.779 (8) 2.447 1:02.336 (8)
9	2	CZE	143	FUTEROVA Barbora	55.214 (9) 2.046 55.214 (9)	1:58.272 (9) 4.940 1:03.058 (9)

Progression:

Chief Official:	BEL	LEUKEMANS John	Course Umpire	FRA	OYON Jean Louis
Starter:	CAN	McCABE Peter	Course Umpire	-	-
Course Umpire	GBR	BLAND Peter	Chief Finishing Line	CZE	BADUROVA Blanka

Weather Conditions	Air Temperature:	20 C	Wind Speed:	0.1/0.1 m/s		
	Water Temperature:	25 C	Conditions:	Cloudy	Wind Direction:	NE
	Humidity:	91%				

Legend:

QF	Qualified for Final	*	False Start
QS	Qualified for Semi-final	DSQ	Disqualified
??	Not Clear	DSF	Did not Finish
X	Eliminated	DNS	Did not Start
C	Degree Celsius	m/s	Meter per second

RESULTS

K1 500m WOMEN - FINAL A

Sun 01 Sep 2002

Race 187



Rank	Lane	Country	Bib	Name	250m	500m
1	4	HUN	296	KOVACS Katalin	54.745 (2) 0.331	1:52.116 (1) 57.371 (3)
2	6	CAN	77	BRUNET Caroline	56.342 (6) 1.928	1:52.483 (2) 56.141 (1)
3	2	ITA	342	IDEM Josefa	55.095 (3) 0.681	1:53.069 (3) 57.974 (4)
4	9	AUS	8	BORCHERT Katrin	56.769 (7) 2.355	1:53.802 (4) 57.033 (2)
5	5	POL	477	URBANZYK Elzbieta	54.414 (1)	1:54.329 (5) 59.915 (7)
6	3	ISR	330	KARMI Lior	57.818 (9) 3.404	1:56.049 (6) 58.231 (5)
7	8	SVK	568	ERBANOVA Marcela	57.278 (8) 2.864	1:56.895 (7) 59.617 (6)
8	7	ESP	191	SANCHEZ Belen	55.987 (5) 1.573	1:57.255 (8) 1:01.268 (8)
9	1	UZB	638	BORZOVA Yuliya	55.452 (4) 1.038	1:57.562 (9) 1:02.110 (9)

Progression:

Chief Official:	BEL	LEUKEMANS John	Course Umpire	POL	PISZCZ Rafal
Starter:	CAN	McCABE Peter	Course Umpire	-	-
Course Umpire	NOR	WING Jan Bache	Chief Finishing Line	CZE	BADUROVA Blanka

Weather Conditions	Air Temperature:	20 C	Wind Speed:	0.1/0.1 m/s		
	Water Temperature:	25 C	Conditions:	Cloudy	Wind Direction:	NE
	Humidity:	91 %				

Legend:

QF	Qualified for Final	*	False Start
QS	Qualified for Semi-final	DSQ	Disqualified
??	Not Clear	DSF	Did not Finish
X	Eliminated	DNS	Did not Start
C	Degree Celsius	m/s	Meter per second

RESULTS

C2 500m MEN - FINAL B

Race 188



Sun 01 Sep 2002

Rank	Lane	Country	Bib	Name	250m	500m
1	3	CAN	76	BOILARD Maxime	51.993 (4)	1:46.283 (1)
			88	JOUKOVSKI Dimitri	0.725	
					51.993 (4)	54.290 (1)
2	2	CHN	119	YANG Wenjum	52.256 (5)	1:47.490 (2)
			116	WANG Bing	0.988	1.207
					52.256 (5)	55.234 (3)
3	5	CZE	153	NETUSIL Petr	51.576 (2)	1:47.556 (3)
			142	FUKSA Petr	0.308	1.273
					51.576 (2)	55.980 (4)
4	4	UKR	608	KLIMNUK Sergii	51.798 (3)	1:47.983 (4)
			616	SABLIN Dmitro	0.530	1.700
					51.798 (3)	56.185 (5)
5	9	AUS	13	MARCZAK Sebastian	53.152 (8)	1:48.023 (5)
			11	EGAN Jason	1.884	1.740
					53.152 (8)	54.871 (2)
6	6	BLR	41	BOGDANOVICH Aleksander	51.268 (1)	1:48.216 (6)
			43	KURLANDCHIK Aleksander		1.933
					51.268 (1)	56.948 (7)
7	7	ITA	335	BONINI Alberto	52.538 (6)	1:48.943 (7)
			350	TESTA Antonio	1.270	2.660
					52.538 (6)	56.405 (6)
8	1	MEX	419	DEHESA Cristian	53.457 (9)	1:51.036 (8)
			423	ROMERO Antonio	2.189	4.753
					53.457 (9)	57.579 (8)
9	8	LTU	397	REKSNYS Kazimieras	52.859 (7)	1:51.189 (9)
			394	MIASNIANKIN Jevgenij	1.591	4.906
					52.859 (7)	58.330 (9)

Progression:

Chief Official:	BEL	LEUKEMANS John	Course Umpire	ISR	AMPER Dan
Starter:	GER	STAHLSCHMIDT Gunter	Course Umpire	-	-
Course Umpire	HUN	VASKUTI Istvan	Chief Finishing Line	CZE	BADUROVA Blanka

Weather Conditions	Air Temperature:	20 C	Wind Speed:	0.1/0.1 m/s		
	Water Temperature:	25 C	Conditions:	Cloudy	Wind Direction:	NE
	Humidity:	91%				

Legend:

QF	Qualified for Final	*	False Start
QS	Qualified for Semi-final	DSQ	Disqualified
??	Not Clear	DSF	Did not Finish
X	Eliminated	DNS	Did not Start
C	Degree Celsius	m/s	Meter per second

RESULTS
C2 500m MEN - FINAL A

Sun 01 Sep 2002

Race 189



Rank	Lane	Country	Bib	Name	250m	500m
1	5	CUB	135	BALCEIRO Ledi F.	50.925 (3)	1:43.467 (1)
			137	ROJAS Ibrahim	0.608	
					50.925 (3)	52.542 (3)
			2	7	ROM	515
510	POPESCU Florin	1.510				0.493
					51.827 (6)	52.133 (1)
			3	6	RUS	536
548	ULEGIN Serguei	0.264				0.813
					50.581 (2)	53.699 (5)
			4	4	POL	458
454	BARASZKIEWICZ Pawel	1.836				1.120
					52.153 (7)	52.434 (2)
			5	2	ESP	169
183	MASCATO David	1.176				2.380
					51.493 (5)	54.354 (7)
			6	3	SVK	570
575	PALES Peter	0.907				2.846
					51.224 (4)	55.089 (8)
			7	8	GER	265
247	GILLE Christian	2.255				2.880
					52.572 (8)	53.775 (6)
			8	9	HUN	286
290	HUTTNER Csaba	2.746				3.120
					53.063 (9)	53.524 (4)
			9	1	FRA	216
209	BARBEY Laurent					4.639
					50.317 (1)	57.789 (9)

Progression:

Chief Official:	BEL	LEUKEMANS John	Course Umpire	FRA	OYON Jean Louis
Starter:	GER	STAHLSCHMIDT Gunter	Course Umpire	-	-
Course Umpire	GBR	BLAND Peter	Chief Finishing Line	CZE	BADUROVA Blanka

Weather Conditions	Air Temperature:	20 C	Wind Speed:	0.1/0.1 m/s		
	Water Temperature:	25 C	Conditions:	Cloudy	Wind Direction:	NE
	Humidity:	91 %				

Legend:

QF	Qualified for Final	*	False Start
QS	Qualified for Semi-final	DSQ	Disqualified
??	Not Clear	DSF	Did not Finish
X	Eliminated	DNS	Did not Start
C	Degree Celsius	m/s	Meter per second

RESULTS
K2 500m MEN - FINAL B

Race 190



Sun 01 Sep 2002

Rank	Lane	Country	Bib	Name	250m	500m
1	5	ESP	184	MERCHAN Emilio	45.056 (3)	1:33.951 (1)
			189	PEREZ Carlos	0.690	
2	8	SVK	567	ERBAN Robert	44.787 (2)	1:34.084 (2)
			566	CHORVATH Martin	0.421	0.133
3	7	USA	627	JORGENSEN Stein	44.787 (2)	49.297 (3)
			633	PEREZ Angel		
4	4	GBR	224	ALMASI Peter	45.698 (6)	1:34.191 (3)
			238	SABBERTON Ross	1.332	0.240
5	3	IRL	321	MALONEY Brendan	45.698 (6)	48.493 (1)
			322	MALONEY Conor		
6	1	FIN	199	KESO Mikko	45.322 (4)	1:34.651 (4)
			201	MIKKONEN Kalle	0.956	0.700
7	6	YUG	653	ZORIC Dragan	45.322 (4)	49.329 (5)
			652	SOTI Jozef		
8	9	SUI	563	TOBLER Lukas	45.512 (5)	1:35.211 (5)
			562	KUNZ Johannes	1.146	1.260
9	2	CZE	146	HOTTMAR Pavel	45.512 (5)	49.699 (6)
			157	SVAB Filip		
6	1	FIN	199	KESO Mikko	46.071 (8)	1:35.371 (6)
			201	MIKKONEN Kalle	1.705	1.420
7	6	YUG	653	ZORIC Dragan	46.071 (8)	49.300 (4)
			652	SOTI Jozef		
8	9	SUI	563	TOBLER Lukas	45.873 (7)	1:35.891 (7)
			562	KUNZ Johannes	1.507	1.940
9	2	CZE	146	HOTTMAR Pavel	45.873 (7)	50.018 (7)
			157	SVAB Filip		
8	9	SUI	563	TOBLER Lukas	44.366 (1)	1:36.651 (8)
			562	KUNZ Johannes		2.700
9	2	CZE	146	HOTTMAR Pavel	44.366 (1)	52.285 (9)
			157	SVAB Filip		
9	2	CZE	146	HOTTMAR Pavel	46.302 (9)	1:38.117 (9)
			157	SVAB Filip	1.936	4.166
9	2	CZE	146	HOTTMAR Pavel	46.302 (9)	51.815 (8)
			157	SVAB Filip		

Progression:

Chief Official:	BEL	LEUKEMANS John	Course Umpire	POL	PISZCZ Rafal
Starter:	GER	STAHLSCHEIDT Gunter	Course Umpire	-	-
Course Umpire	NOR	WING Jan Bache	Chief Finishing Line	CZE	BADUROVA Blanka

Weather Conditions	Air Temperature:	20 C	Wind Speed:	0.1/0.1 m/s		
	Water Temperature:	25 C	Conditions:	Cloudy	Wind Direction:	NE
	Humidity:	91%				

Legend:

QF	Qualified for Final	*	False Start
QS	Qualified for Semi-final	DSQ	Disqualified
??	Not Clear	DSF	Did not Finish
X	Eliminated	DNS	Did not Start
C	Degree Celsius	m/s	Meter per second

RESULTS

K2 500m MEN - FINAL A

Sun 01 Sep 2002

Race 191



Rank	Lane	Country	Bib	Name	250m	500m
1	5	GER	264	WISKOTTER Tim	45.035 (3)	1:31.915 (1)
			258	RAUHE Ronald	0.500	
					45.035 (3)	46.880 (1)
2	2	POL	476	TWARDOWSKI Marek	44.535 (1)	1:32.468 (2)
			479	WYSOCKI Adam		0.553
					44.535 (1)	47.933 (5)
3	3	HUN	302	STORCZ Botond	44.813 (2)	1:32.795 (3)
			293	KAMMERER Zoltan	0.278	0.880
					44.813 (2)	47.982 (6)
4	8	RUS	544	TICHTCHENKO Anatoli	45.736 (6)	1:33.161 (4)
			532	GROUCHIKHINE Vladimir	1.201	1.246
					45.736 (6)	47.425 (3)
5	9	FRA	208	AUBERTIN Philippe	45.972 (7)	1:33.441 (5)
			207	AMIR Tahmasseb B.	1.437	1.526
					45.972 (7)	47.469 (4)
6	6	SWE	586	NILSSON Henrik	46.197 (8)	1:33.494 (6)
			589	OSKARSSON Marcus	1.662	1.579
					46.197 (8)	47.297 (2)
7	7	NOR	436	NAESS Mattis	45.504 (5)	1:33.541 (7)
			431	GJERSOE Andreas	0.969	1.626
					45.504 (5)	48.037 (7)
8	4	LTU	390	BALCIUNAS Egidijus	45.281 (4)	1:34.081 (8)
			391	DUONELA Alvydas	0.746	2.166
					45.281 (4)	48.800 (8)
9	1	DEN	160	WRAAE KNUDSEN Kim	46.540 (9)	1:35.641 (9)
			161	KONGSGAARD Mads	2.005	3.726
					46.540 (9)	49.101 (9)

Progression:

Chief Official:	BEL	LEUKEMANS John	Course Umpire	ISR	AMPER Dan
Starter:	GER	STAHLSCHMIDT Gunter	Course Umpire	-	-
Course Umpire	HUN	VASKUTI Istvan	Chief Finishing Line	CZE	BADUROVA Blanka

Weather Conditions	Air Temperature:	20 C	Wind Speed:	0.1/0.1 m/s		
	Water Temperature:	25 C	Conditions:	Cloudy	Wind Direction:	NE
	Humidity:	91%				

Legend:

QF	Qualified for Final	*	False Start
QS	Qualified for Semi-final	DSQ	Disqualified
??	Not Clear	DNF	Did not Finish
X	Eliminated	DNS	Did not Start
C	Degree Celsius	m/s	Meter per second

RESULTS

K2 500m WOMEN - FINAL B

Sun 01 Sep 2002

Race 192



Rank	Lane	Country	Bib	Name	250m	500m
1	4	FRA	220	MARIE Nathalie	52.410 (1)	1:50.189 (1)
			217	LEFEBVRE Christelle	52.410 (1)	57.779 (6)
2	3	ISR	332	PESSAKHOVITCH Larissa	54.159 (3)	1:51.343 (2)
			329	GAFNI Adi	1.749	1.154
3	9	YUG	651	SOLAC Branka	54.600 (5)	1:51.383 (3)
			650	PANDA Antonija	2.190	1.194
4	8	BLR	42	BONDARENKO Natalia	55.319 (8)	1:51.549 (4)
			36	BAKUNOVA Alesia	2.909	1.360
5	5	SWE	590	PALDANIUS Sofia	54.370 (4)	1:51.729 (5)
			584	KARLSSON Anna	1.960	1.540
6	1	UZB	640	MOSKALEVA Antonina	53.903 (2)	1:51.769 (6)
			641	PISHULINA Nadejda	1.493	1.580
7	7	GBR	233	HARDY Lucy	55.565 (9)	1:52.883 (7)
			226	CATTLE Abi	3.155	2.694
8	2	NOR	433	FEVANG Ellen	54.823 (6)	1:53.656 (8)
			434	BRANNSTEN Hege	2.413	3.467
9	6	ROM	512	RUSANESCU Lidia	55.034 (7)	2:06.298 (9)
			502	CIOBANU Mariana	2.624	16.109
					55.034 (7)	1:11.264 (9)

Progression:

Chief Official:	BEL	LEUKEMANS John	Course Umpire	FRA	OYON Jean Louis
Starter:	GER	STAHLSCHMIDT Gunter	Course Umpire	-	-
Course Umpire	GBR	BLAND Peter	Chief Finishing Line	CZE	BADUROVA Blanka

Weather Conditions	Air Temperature:	22 C	Wind Speed:	0.4/0.4 m/s	
	Water Temperature:	25 C	Conditions:	Sunny	Wind Direction: NE
	Humidity:	78%			

Legend:

QF	Qualified for Final	*	False Start
QS	Qualified for Semi-final	DSQ	Disqualified
??	Not Clear	DSF	Did not Finish
X	Eliminated	DNS	Did not Start
C	Degree Celsius	m/s	Meter per second

RESULTS

K2 500m WOMEN - FINAL A

Sun 01 Sep 2002

Race 193



Rank	Lane	Country	Bib	Name	250m	500m
1	6	HUN	284	BOTA Kinga	50.888 (3)	1:43.607 (1)
			303	SZABO Szilvia	0.442	
2	3	GER	255	MUCKE Manuele	51.347 (5)	1:44.693 (2)
			262	WAGNER Katrin	0.901	1.086
3	4	ESP	182	MANCHON Beatriz	51.347 (5)	53.346 (2)
			185	MOLANES Sonia		
4	8	BUL	66	DACHEVA Delyana	50.446 (1)	1:45.253 (3)
			72	PINDZEVA Bonka	1.646	
5	5	POL	473	SKOWRON Joanna	50.446 (1)	54.807 (6)
			468	PASTUSZKA Aneta		
6	7	CHN	117	XU Linbei	51.112 (4)	1:45.307 (4)
			121	ZHONG Hongyan	0.666	1.700
7	9	USA	625	COLIN Kathy	51.112 (4)	54.195 (4)
			632	NORTJE Ruth		
8	1	FIN	205	SJOBORG Filippa	50.667 (2)	1:45.433 (5)
			197	HONKANEN Jenni	0.221	1.826
9	2	RUS	542	PORYVAEVA Galina	50.667 (2)	54.766 (5)
			531	GOULI Natalia		
6	7	CHN	117	XU Linbei	52.433 (7)	1:48.300 (6)
			121	ZHONG Hongyan	1.987	4.693
7	9	USA	625	COLIN Kathy	52.433 (7)	55.867 (8)
			632	NORTJE Ruth		
8	1	FIN	205	SJOBORG Filippa	54.616 (9)	1:48.346 (7)
			197	HONKANEN Jenni	4.170	4.739
9	2	RUS	542	PORYVAEVA Galina	54.616 (9)	53.730 (3)
			531	GOULI Natalia		
8	1	FIN	205	SJOBORG Filippa	53.801 (8)	1:49.326 (8)
			197	HONKANEN Jenni	3.355	5.719
9	2	RUS	542	PORYVAEVA Galina	53.801 (8)	55.525 (7)
			531	GOULI Natalia		
9	2	RUS	542	PORYVAEVA Galina	51.592 (6)	1:49.600 (9)
			531	GOULI Natalia	1.146	5.993
9	2	RUS	542	PORYVAEVA Galina	51.592 (6)	58.008 (9)
			531	GOULI Natalia		

Progression:

Chief Official:	BEL	LEUKEMANS John	Course Umpire	POL	PISZCZ Rafal
Starter:	GER	STAHLSCHEMIDT Gunter	Course Umpire	-	-
Course Umpire	NOR	WING Jan Bache	Chief Finishing Line	CZE	BADUROVA Blanka

Weather Conditions	Air Temperature:	22 C	Wind Speed:	0.4/0.4 m/s		
	Water Temperature:	25 C	Conditions:	Sunny	Wind Direction:	NE
	Humidity:	78%				

Legend:

QF	Qualified for Final	*	False Start
QS	Qualified for Semi-final	DSQ	Disqualified
??	Not Clear	DSF	Did not Finish
X	Eliminated	DNS	Did not Start
C	Degree Celsius	m/s	Meter per second

RESULTS
C4 500m MEN - FINAL A

Sun 01 Sep 2002

Race 194



Rank	Lane	Country	Bib	Name	250m	500m
1	5	ROM	500	AVERIAN Ionel	45.888 (1)	1:34.758 (1)
			511	PRICOP Mitica	45.888 (1)	48.870 (1)
			510	POPESCU Florin		
			516	VARTOLOMEI Mihail		
2	6	RUS	527	ARTEMIDA Alexandrø	46.134 (2)	1:35.231 (2)
			537	KROUGLIAKOV Roman	0.246	0.473
			534	KABANOV Andrei	46.134 (2)	49.097 (3)
			529	FOMICHEV Konstantin		
3	4	POL	459	GINTER Adam	46.380 (3)	1:35.338 (3)
			474	SLIWINSKI Michal	0.492	0.580
			461	GRZYBOWSKI Marcin	46.380 (3)	48.958 (2)
			462	JEDRASZKO Daniel		
4	2	HUN	297	KOZMMANN Gyorgy	46.612 (4)	1:35.858 (4)
			282	BELICZA Bela	0.724	1.100
			291	IVAN Gabor	46.612 (4)	49.246 (4)
			298	MALOMSOKI Sandor		
5	7	CAN	79	BUDAY JR Tamas	46.832 (5)	1:37.291 (5)
			78	BUDAY Attila	0.944	2.533
			90	OLDERSHAW Mark	46.832 (5)	50.459 (5)
			94	SCAROLA Mike		
6	1	CZE	156	SIMECEK Zdenek	48.237 (8)	1:39.704 (6)
			144	HELLER Jiri	2.349	4.946
			140	BRECKA Jan	48.237 (8)	51.467 (6)
			152	MINARIK Martin		
7	8	UKR	620	ZERKAL Petro	47.092 (6)	1:40.230 (7)
			610	LITVINENKO Oleksandr	1.204	5.472
			606	DOBROTVORSKII Victor	47.092 (6)	53.138 (7)
			617	SHPAK Oleksiy		
8	3	BLR	43	KURLANDCHIK Aleksander	47.389 (7)	1:41.970 (8)
			41	BOGDANOVICH Aleksander	1.601	7.212
			47	SAPONENKO Semen	47.389 (7)	54.581 (9)
			50	ZHUKOVSKII Aleksander		
9	9	LAT	382	SIDORUKS Jevgenijs	48.562 (9)	1:42.584 (9)
			381	SICEVSKIS Vladimirs	2.674	7.826
			377	DEMIDOVVS Edgars	48.562 (9)	54.022 (8)
			386	VINOGRADOVS Dagnis		

Progression:

Chief Official:	BEL	LEUKEMANS John	Course Umpire	ISR	AMPER Dan
Starter:	BEL	JANSSENS Etienne	Course Umpire	-	-
Course Umpire	HUN	VASKUTI Istvan	Chief Finishing Line	CZE	BADUROVA Blanka

Weather Conditions	Air Temperature:	22 C	Wind Speed:	0.4/0.4 m/s	
	Water Temperature:	25 C	Conditions:	Sunny	Wind Direction: NE
	Humidity:	78%			

Legend:

QF	Qualified for Final	*	False Start
QS	Qualified for Semi-final	DSQ	Disqualified
??	Not Clear	DSF	Did not Finish
X	Eliminated	DNS	Did not Start
C	Degree Celsius	m/s	Meter per second

RESULTS

K4 500m MEN - FINAL B

Sun 01 Sep 2002

Race 195



Rank	Lane	Country	Bib	Name	250m	500m
1	5	GER	266	ZABEL Marck	39.460 (2)	1:23.829 (1)
			244	BACH Bjorn	0.337	
			260	ULM Stefan	39.460 (2)	44.369 (2)
			251	HUTH Tim		
2	4	NOR	436	NAESS Mattis	40.619 (4)	1:25.522 (2)
			430	WEFALD Alex	1.496	1.693
			438	FEVANG Per	40.619 (4)	44.903 (6)
			431	GJERSOE Andreas		
3	6	POL	475	SZALKOWSKI Lukasz	42.217 (7)	1:25.575 (3)
			460	GLAZEWSKI Rafal	3.094	1.746
			456	BIALKOWSKI Dariusz	42.217 (7)	43.358 (1)
			467	MENDELSKI Tomasz		
4	3	LAT	388	ZALUPE Kristaps	39.123 (1)	1:25.862 (4)
			384	UPITIS Martins		2.033
			383	STALMANIS Ronalds	39.123 (1)	46.739 (8)
			379	LAZDENIEKS Arnis		
5	1	SWE	592	SVENSSON Anders	41.348 (6)	1:26.249 (5)
			582	GUSTAVSSON Anders	2.225	2.420
			583	HALLKVIST Erik	41.348 (6)	44.901 (5)
			585	LINDBERG Erik		
6	2	AUS	10	DEAN Justin	39.852 (3)	1:26.782 (6)
			15	MARTIN Simon	0.729	2.953
			20	RHODES David	39.852 (3)	46.930 (9)
			21	RODGERS Craig		
7	8	FIN	198	KANNIAINEN Panu	42.639 (8)	1:27.055 (7)
			203	PITKANEN Petteri	3.516	3.226
			206	VASENIUS Marko	42.639 (8)	44.416 (3)
			202	PALMROTH Lauri		
8	7	CAN	80	CUTHBERT Ryan	40.956 (5)	1:27.575 (8)
			87	JORENS Steven	1.833	3.746
			82	DOBER JR Richard	40.956 (5)	46.619 (7)
			92	RUSU Jason		
9	9	GBR	235	JOHNSON Mally	43.094 (9)	1:27.648 (9)
			237	MOULE Keith	3.971	3.819
			231	FOULGER Matt	43.094 (9)	44.554 (4)
			241	WILSON Joel		

Progression:

Chief Official:	BEL	LEUKEMANS John	Course Umpire	FRA	OYON Jean Louis
Starter:	BEL	JANSSENS Etienne	Course Umpire	-	-
Course Umpire	GBR	BLAND Peter	Chief Finishing Line	CZE	BADUROVA Blanka

Weather Conditions	Air Temperature:	22 C	Wind Speed:	0.4/0.4 m/s		
	Water Temperature:	25 C	Conditions:	Sunny	Wind Direction:	NE
	Humidity:	78%				

Legend:

QF	Qualified for Final	*	False Start
QS	Qualified for Semi-final	DSQ	Disqualified
??	Not Clear	DSF	Did not Finish
X	Eliminated	DNS	Did not Start
C	Degree Celsius	m/s	Meter per second

RESULTS

K4 500m MEN - FINAL A

Sun 01 Sep 2002

Race 196



Rank	Lane	Country	Bib	Name	250m	500m
1	6	SVK	576	RISZDORFER Michal	41.012 (5)	1:22.892 (1)
			578	VICEK Erik	1.114	
			564	BACA Jurak	41.012 (5)	41.880 (1)
			577	RISZDORFER Richard		
2	4	BLR	48	ŠKURKOVSKII Aleksei	39.898 (1)	1:23.219 (2)
			35	ABALMASOV Aleksei		0.327
			44	MAKHNEV Vadim	39.898 (1)	43.321 (7)
			45	PETRUSHENKO Roman		
3	7	ESP	166	ACUÑA Jaime	40.151 (2)	1:23.659 (3)
			178	GONZALEZ Aike	0.253	0.767
			167	AIZPURUA Oier	40.151 (2)	43.508 (8)
			186	MUÑOZ Manuel		
4	1	ROM	501	BABAN Marian	40.504 (3)	1:23.779 (4)
			507	MAGYAR Geza	0.606	0.887
			514	SERBAN Romica	40.504 (3)	43.275 (6)
			505	CURUZAN Vasile		
5	5	CZE	145	HOLUBAR Pavel	41.999 (8)	1:23.892 (5)
			150	LESTINA Karel	2.101	1.000
			149	KUSAK Bohumil	41.999 (8)	41.893 (2)
			158	ZARUBA Radek		
6	3	BUL	68	HRISTOV Ivan	41.659 (7)	1:24.052 (6)
			71	MERKOV Petar	1.761	1.160
			74	YORDANOV Yordan	41.659 (7)	42.393 (3)
			70	KASANOV Milko		
7	8	RUS	551	ZAROUBIN Roman	41.304 (6)	1:24.205 (7)
			533	IVANIK Alexander	1.406	1.313
			547	TOURTCHEKOV Denis	41.304 (6)	42.901 (5)
			546	TISSINE Andrei		
8	9	HUN	288	HEGEDUS Robert	42.317 (9)	1:24.945 (8)
			294	KOKENY Roland	2.419	2.053
			287	GYOKOS Lajos	42.317 (9)	42.628 (4)
			283	BORHI Zsombor		
9	2	ITA	347	ROSSI Antonio	40.747 (4)	1:24.985 (9)
			334	BENEDINI Franco	0.849	2.093
			345	PIEMONTE Luca	40.747 (4)	44.238 (9)
			339	FACCHIN Andrea		

Progression:

Chief Official:	BEL	LEUKEMANS John	Course Umpire	POL	PISZCZ Rafal
Starter:	BEL	JANSSENS Etienne	Course Umpire	-	-
Course Umpire	NOR	WING Jan Bache	Chief Finishing Line	CZE	BADUROVA Blanka

Weather	Conditions	Air Temperature:	22 C	Wind Speed:	0.4/0.4 m/s		
		Water Temperature:	25 C	Conditions:	Sunny	Wind Direction:	NE
		Humidity:	78%				

Legend:

QF	Qualified for Final	*	False Start
QS	Qualified for Semi-final	DSQ	Disqualified
??	Not Clear	DSF	Did not Finish
X	Eliminated	DNS	Did not Start
C	Degree Celsius	m/s	Meter per second

RESULTS
K4 200m WOMEN - FINAL A

Sun 01 Sep 2002

Race 197



Rank	Lane	Country	Bib	Name	200m
1	5	HUN	303	SZABO Szilvia	34.480 (1)
			284	BOTA Kinga	
			301	PAKSY Tímea	34.480 (1)
			292	JANICS Natasa	
2	4	ESP	185	MOLANES Sonia	34.647 (2)
			182	MANCHON Beatriz	0.167
			176	GARCIA Maria I.	34.647 (2)
			190	PORTELA Teresa	
3	3	GER	259	SCHUCK Anett	35.854 (3)
			255	MUCKE Manuele	1.374
			256	NOLLEN Maike	35.854 (3)
			262	WAGNER Katrin	
4	7	CAN	85	HOPKINS Sara	36.074 (4)
			83	FURNEAUX Karen	1.594
			89	LIGHTBOUND Carrie	36.074 (4)
			86	JAIN Kamini	
5	2	POL	466	KUCZKOWSKA Dorota	36.154 (5)
			457	CZAJCZYNSKA Malgorzata	1.674
			455	BIALKOWSKA Aneta	36.154 (5)
			471	SADALSKA Karolina	
6	9	BLR	42	BONDARENKO Natalia	36.367 (6)
			40	BETS Alena	1.887
			49	VAKULA Svetlana	36.367 (6)
			36	BAKUNOVA Alesia	
7	8	ROM	517	VULPES Florica	36.660 (7)
			512	RUSANESCU Lidia	2.180
			508	MATEESCU Anca	36.660 (7)
			502	CIOBANU Mariana	
8	1	NED	428	ROOS Femke	36.953 (8)
			427	HAAZE Eef	2.473
			429	YOSEF Tamara	36.953 (8)
			426	BULK Nicole	
9	6	UZB	640	MOSKALEVA Antonina	37.027 (9)
			638	BORZOVA Yuliya	2.547
			639	LEVINA Tatyana	37.027 (9)
			641	PISHULINA Nadejda	

Progression:

Chief Official:	BEL	LEUKEMANS John	Course Umpire	-	-
Starter:	BEL	JANSSENS Etienne	Course Umpire	-	-
Course Umpire	-	-	Chief Finishing Line	CZE	BADUROVA Blanka

Weather Conditions	Air Temperature:	28 C	Wind Speed:	2.2/2.2 m/s		
	Water Temperature:	26 C	Conditions:	Cloudy	Wind Direction:	SW
	Humidity:	34%				

Legend:

QF	Qualified for Final	*	False Start
QS	Qualified for Semi-final	DSQ	Disqualified
??	Not Clear	DSF	Did not Finish
X	Eliminated	DNS	Did not Start
C	Degree Celsius	m/s	Meter per second



RESULTS
C1 200m MEN - FINAL B

Sun 01 Sep 2002

Race 198



Rank	Lane	Country	Bib	Name	200m
1	4	HUN	298	MALOMSOKI Sandor	40.790 (1) 40.790 (1)
2	5	CHN	111	MENG Guanliang	41.456 (2) 0.666 41.456 (2)
3	7	BLR	50	ZHUKOVSKII Aleksander	41.790 (3) 1.000 41.790 (3)
4	6	GRE	269	KILIGKARIDIS Andreas	41.850 (4) 1.060 41.850 (4)
5	2	LTU	394	MIASNIANKIN Jevgenij	41.916 (5) 1.126 41.916 (5)
6	1	ESP	172	CRESPO Jose M.	42.036 (6) 1.246 42.036 (6)
7	9	ITA	337	CANNONE Antonio	42.063 (7) 1.273 42.063 (7)
8	3	LAT	378	KLEMENTJEVS Jefimijš	42.430 (8) 1.640 42.430 (8)
9	8	USA	629	MALLOCH Jordan	43.210 (9) 2.420 43.210 (9)

Progression:

Chief Official:	BEL	LEUKEMANS John	Course Umpire	-	-
Starter:	CAN	McCABE Peter	Course Umpire	-	-
Course Umpire	-	-	Chief Finishing Line	CZE	BADUROVA Blanka

Weather Conditions	Air Temperature:	28 C	Wind Speed:	2.2/2.2 m/s		
	Water Temperature:	26 C	Conditions:	Cloudy	Wind Direction:	SW
	Humidity:	34%				

Legend:

QF	Qualified for Final	*	False Start
QS	Qualified for Semi-final	DSQ	Disqualified
??	Not Clear	DSF	Did not Finish
X	Eliminated	DNS	Did not Start
C	Degree Celsius	m/s	Meter per second

RESULTS

C1 200m MEN - FINAL A

Sun 01 Sep 2002

Race 199



Rank	Lane	Country	Bib	Name	200m
1	4	RUS	541	OPALEV Maxim	39.257 (1) 39.257 (1)
2	5	UKR	616	SABLIN Dmitro	39.477 (2) 0.220 39.477 (2)
3	6	POL	463	JEZIERSKI Andrzej	39.843 (3) 0.586 39.843 (3)
4	3	GER	247	GILLE Christian	40.176 (4) 0.919 40.176 (4)
5	7	CZE	141	DOKTOR Martin	40.416 (5) 1.159 40.416 (5)
6	9	SVK	658	GRASSL Anton	40.643 (6) 1.386 40.643 (6)
7	2	AUS	14	MARINOV Martin	40.716 (7) 1.459 40.716 (7)
8	8	CAN	81	DALTON Richard	41.056 (8) 1.799 41.056 (8)
9	1	BUL	64	ATANASOV Stanimir	42.030 (9) 2.773 42.030 (9)

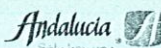
Progression:

Chief Official:	BEL	LEUKEMANS John	Course Umpire	-	-
Starter:	CAN	McCABE Peter	Course Umpire	-	-
Course Umpire	-	-	Chief Finishing Line	CZE	BADUROVA Blanka

Weather Conditions	Air Temperature:	28 C	Wind Speed:	2.2/2.2 m/s	
	Water Temperature:	26 C	Conditions:	Cloudy	Wind Direction: SW
	Humidity:	34%			

Legend:

QF	Qualified for Final	*	False Start
QS	Qualified for Semi-final	DSQ	Disqualified
??	Not Clear	DSF	Did not Finish
X	Eliminated	DNS	Did not Start
C	Degree Celsius	m/s	Meter per second



RESULTS
K1 200m MEN - FINAL B

Sun 01 Sep 2002

Race 200



Rank	Lane	Country	Bib	Name	200m
1	7	YUG	647	FILIPOVIC Ognjen	35.900 (1) 35.900 (1)
2	3	USA	636	WOLSKI Bartosz	35.907 (2) 0.007 35.907 (2)
3	6	ARG	3	CORREA Miguel	36.160 (3) 0.260 36.160 (3)
4	5	ISR	331	KOLGANOV Michael	36.234 (4) 0.334 36.234 (4)
5	2	BRA	58	DEMARCHI Fabio	36.587 (5) 0.687 36.587 (5)
6	4	CUB	136	MARTINEZ Lansy	36.620 (6) 0.720 36.620 (6)
7	8	RSA	519	VAN COLLER Allan	36.800 (7) 0.900 36.800 (7)
8	9	ITA	348	SCADUTO Antonio	37.253 (8) 1.353 37.253 (8)
9	1	CAN	95	VANKOEVERDEN Adam	37.393 (9) 1.493 37.393 (9)

Progression:

Chief Official:	BEL	LEUKEMANS John	Course Umpire	-	-
Starter:	CAN	McCABE Peter	Course Umpire	-	-
Course Umpire	-	-	Chief Finishing Line	CZE	BADUROVA Blanka

Weather Conditions	Air Temperature:	28 C	Wind Speed:	2.2/2.2 m/s		
	Water Temperature:	26 C	Conditions:	Cloudy	Wind Direction:	SW
	Humidity:	34%				

Legend:

QF	Qualified for Final	*	False Start
QS	Qualified for Semi-final	DSQ	Disqualified
??	Not Clear	DSF	Did not Finish
X	Eliminated	DNS	Did not Start
C	Degree Celsius	m/s	Meter per second

RESULTS
K1 200m MEN - FINAL A

Sun 01 Sep 2002

Race 201



Rank	Lane	Country	Bib	Name	200m
1	4	GER	258	RAUHE Ronald	35.134 (1) 35.134 (1)
2	7	UZB	642	RYAHOV Anton	35.414 (2) 0.280 35.414 (2)
3	8	LTU	395	PETRUKANECAS Romas	35.660 (3) 0.526 35.660 (3)
4	6	POL	467	MENDELSKI Tomasz	35.874 (4) 0.740 35.874 (4)
5	5	FIN	200	LATVAMAKI Kimmo	35.910 (5) 0.776 35.910 (5)
6	1	HUN	285	FEHEVARI Vince	35.920 (6) 0.786 35.920 (6)
7	3	SVK	566	CHORVATH Martin	35.954 (7) 0.820 35.954 (7)
8	2	ESP	196	VINDEL Damian	36.340 (8) 1.206 36.340 (8)
9	9	UKR	618	SLIVINSKIY Oleksiy	36.680 (9) 1.546 36.680 (9)

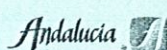
Progression:

Chief Official:	BEL	LEUKEMANS John	Course Umpire	-	-
Starter:	CAN	McCABE Peter	Course Umpire	-	-
Course Umpire	-	-	Chief Finishing Line	CZE	BADUROVA Blanka

Weather Conditions	Air Temperature:	28 C	Wind Speed:	2.2/2.2 m/s		
	Water Temperature:	26 C	Conditions:	Cloudy	Wind Direction:	SW
	Humidity:	34%				

Legend:

QF	Qualified for Final	*	False Start
QS	Qualified for Semi-final	DSQ	Disqualified
??	Not Clear	DSF	Did not Finish
X	Eliminated	DNS	Did not Start
C	Degree Celsius	m/s	Meter per second



RESULTS

K1 200m WOMEN - FINAL B

Sun 01 Sep 2002

Race 202



Rank	Lane	Country	Bib	Name	200m
1	4	BLR	40	BETS Alena	42.406 (1)
					42.406 (1)
2	5	RUS	550	YATSUN Marina	43.080 (2)
					0.674
					43.080 (2)
3	3	GER	246	ERLEBACH Yvett	43.679 (3)
					1.273
					43.679 (3)
4	2	POR	489	RODRIGUES Helena	43.753 (4)
					1.347
					43.753 (4)
5	9	KGZ	374	RIBALOVA Elena	43.846 (5)
					1.440
					43.846 (5)
6	7	JPN	357	MARUYAMA Sayuri	43.906 (6)
					1.500
					43.906 (6)
7	1	BEL	29	SANTY Petra	44.246 (7)
					1.840
					44.246 (7)
8	6	NZL	442	PARKER Leanne	44.299 (8)
					1.893
					44.299 (8)
9	8	ITA	346	RICCIOTTI Anna	44.793 (9)
					2.387
					44.793 (9)

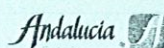
Progression:

Chief Official:	BEL	LEUKEMANS John	Course Umpire	-	-
Starter:	CAN	McCABE Peter	Course Umpire	-	-
Course Umpire	-	-	Chief Finishing Line	CZE	BADUROVA Blanka

Weather Conditions	Air Temperature:	28 C	Wind Speed:	2.2/2.2 m/s		
	Water Temperature:	26 C	Conditions:	Cloudy	Wind Direction:	SW
	Humidity:	34%				

Legend:

QF	Qualified for Final	*	False Start
QS	Qualified for Semi-final	DSQ	Disqualified
??	Not Clear	DSF	Did not Finish
X	Eliminated	DNS	Did not Start
C	Degree Celsius	m/s	Meter per second



RESULTS

K1 200m WOMEN - FINAL A

Sun 01 Sep 2002

Race 203



Rank	Lane	Country	Bib	Name	200m
1	6	ESP	190	PORTELA Teresa	40.693 (1) 40.693 (1)
2	5	CAN	77	BRUNET Caroline	41.426 (2) 0.733 41.426 (2)
3	4	POL	477	URBANCZYK Elzbieta	41.713 (3) 1.020 41.713 (3)
4	7	HUN	292	JANICS Natasa	41.986 (4) 1.293 41.986 (4)
5	3	UZB	638	BORZOVA Yuliya	42.133 (5) 1.440 42.133 (5)
6	8	GBR	240	TRAIN Rachel	42.320 (6) 1.627 42.320 (6)
7	2	FIN	204	RIKALA Anne	42.846 (7) 2.153 42.846 (7)
8	9	SVK	568	ERBANOVA Marcela	42.946 (8) 2.253 42.946 (8)
9	1	AUT	26	SCHLITZER Petra	43.120 (9) 2.427 43.120 (9)

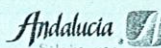
Progression:

Chief Official:	BEL	LEUKEMANS John	Course Umpire	-	-
Starter:	CAN	McCABE Peter	Course Umpire	-	-
Course Umpire	-	-	Chief Finishing Line	CZE	BADUROVA Blanka

Weather Conditions	Air Temperature:	28 C	Wind Speed:	2.2/2.2 m/s	
	Water Temperature:	26 C	Conditions:	Cloudy	Wind Direction: SW
	Humidity:	34%			

Legend:

QF	Qualified for Final	*	False Start
QS	Qualified for Semi-final	DSQ	Disqualified
??	Not Clear	DSF	Did not Finish
X	Eliminated	DNS	Did not Start
C	Degree Celsius	m/s	Meter per second



RESULTS
C2 200m MEN - FINAL B

Sun 01 Sep 2002

Race 204



Rank	Lane	Country	Bib	Name	200m
1	5	AUS	13	MARCZAK Sebastian	38.300 (1)
			11	EGAN Jason	38.300 (1)
2	4	LTU	394	MIASNIANKIN Jevgenij	39.040 (2)
			396	PROCHOROV Kiril	0.740 39.040 (2)
3	6	CAN	76	BOILARD Maxime	39.373 (3)
			88	JOUKOVSKI Dimitri	1.073 39.373 (3)
4	3	MEX	420	FERRER Ramon	39.680 (4)
			423	ROMERO Antonio	1.380 39.680 (4)
5	1	BLR	41	BOGDANOVICH Aleksander	40.233 (5)
			43	KURLANDCHIK Aleksander	1.933 40.233 (5)
6	2	CRO	131	FUNTAK Drazen	40.506 (6)
			133	LJUBEK Nikica	2.206 40.506 (6)
7	7	LAT	376	BOBKOVŠ Andrejs	41.186 (7)
			382	SIDORUKS Jevgenijs	2.886 41.186 (7)
8	8	JPN	355	HIRAYAMA Hiroshi	41.220 (8)
			360	TAKAKI Hiromichi	2.920 41.220 (8)
9	9	DEN	162	VISSING Martin	41.666 (9)
			159	SCALES Carsten	3.366 41.666 (9)

Progression:

Chief Official:	BEL	LEUKEMANS John	Course Umpire	-	-
Starter:	GER	STAHLSCHEMIDT Gunter	Course Umpire	-	-
Course Umpire	-	-	Chief Finishing Line	CZE	BADUROVA Blanka

Weather Conditions	Air Temperature:	28 C	Wind Speed:	2.2/2.2 m/s		
	Water Temperature:	26 C	Conditions:	Cloudy	Wind Direction:	SW
	Humidity:	34%				

Legend:

QF	Qualified for Final	*	False Start
QS	Qualified for Semi-final	DSQ	Disqualified
??	Not Clear	DSF	Did not Finish
X	Eliminated	DNS	Did not Start
C	Degree Celsius	m/s	Meter per second

RESULTS
 C2 200m MEN - FINAL A

Race 205



Sun 01 Sep 2002

Rank	Lane	Country	Bib	Name	200m
1	3	CUB	135	BALCEIRO Ledj F.	37.027 (1)
			137	ROJAS Ibrahim	37.027 (1)
2	6	CZE	153	NETUSIL Petr	37.100 (2)
			142	FUKSA Petr	0.073 37.100 (2)
3	4	ROM	500	AVERIAN Ionel	37.240 (3)
			516	VARTOLOMEI Mihail	0.213 37.240 (3)
4	5	POL	462	JEDRASZKO Daniel	37.420 (4)
			454	BARASZKIEWICZ Pawel	0.393 37.420 (4)
5	1	HUN	304	VASALI Laszlo	37.900 (5)
			298	MALOMSOKI Sandor	0.873 37.900 (5)
6	9	ESP	194	VILLAR Borja	37.953 (6)
			195	VILLAR Cristian	0.926 37.953 (6)
7	8	ITA	335	BONINI Alberto	38.013 (7)
			350	TESTA Antonio	0.986 38.013 (7)
8	2	RUS	527	ARTEMIDA Alexandre	38.153 (8)
			529	FOMICHEV Konstantin	1.126 38.153 (8)
9	7	CHN	119	YANG Wenjum	38.333 (9)
			116	WANG Bing	1.306 38.333 (9)

Progression:

Chief Official:	BEL	LEUKEMANS John	Course Umpire	-	-
Starter:	GER	STAHLSCHMIDT Gunter	Course Umpire	-	-
Course Umpire	-	-	Chief Finishing Line	CZE	BADUROVA Blanka

Weather Conditions	Air Temperature:	29 C	Wind Speed:	0.4/0.4 m/s		
	Water Temperature:	26 C	Conditions:	Cloudy	Wind Direction:	SW
	Humidity:	37%				

Legend:

QF	Qualified for Final	*	False Start
QS	Qualified for Semi-final	DSQ	Disqualified
??	Not Clear	DSF	Did not Finish
X	Eliminated	DNS	Did not Start
C	Degree Celsius	m/s	Meter per second

RESULTS

K2 200m MEN - FINAL B

Sun 01 Sep 2002

Race 206



Rank	Lane	Country	Bib	Name	200m
1	5	ITA	345	PIEMONTE Luca	33.167 (1)
			339	FACCHIN Andrea	33.167 (1)
2	2	LAT	383	STALMANIS Ronalds	33.447 (2)
			384	UPITIS Martins	0.280 33.447 (2)
3	1	MDA	402	BESPALOV Vladimir	33.560 (3)
			416	TUROV Vladimir	0.393 33.560 (3)
4	7	ARG	6	REDONDO Fernando	33.600 (4)
			4	DECESARE Cesar	0.433 33.600 (4)
5	3	SWE	592	SVENSSON Anders	33.660 (5)
			585	LINDBERG Erik	0.493 33.660 (5)
6	4	CZE	146	HOTTMAR Pavel	33.740 (6)
			157	SVAB Filip	0.573 33.740 (6)
7	6	FIN	199	KESO Mikko	33.920 (7)
			201	MIKKONEN Kalle	0.753 33.920 (7)
8	8	POR	487	JESUS Sergio	34.000 (8)
			490	SANTOS Nuno	0.833 34.000 (8)
9	9	CAN	91	POTHIER Jean C.	34.254 (9)
			93	SAUVE Dominic	1.087 34.254 (9)

Progression:

Chief Official:	BEL	LEUKEMANS John	Course Umpire	-	-
Starter:	GER	STAHLSCHMIDT Gunter	Course Umpire	-	-
Course Umpire	-	-	Chief Finishing Line	CZE	BADUROVA Blanka

Weather Conditions	Air Temperature:	29 C	Wind Speed:	0.4/0.4 m/s		
	Water Temperature:	26 C	Conditions:	Cloudy	Wind Direction:	SW
	Humidity:	37%				

Legend:

QF	Qualified for Final	*	False Start
QS	Qualified for Semi-final	DSQ	Disqualified
??	Not Clear	DSF	Did not Finish
X	Eliminated	DNS	Did not Start
C	Degree Celsius	m/s	Meter per second

RESULTS
 K2 200m MEN - FINAL A

Sun 01 Sep 2002

Race 207



Rank	Lane	Country	Bib	Name	200m
1	5	LTU	390	BALCIUNAS Egidijus	32.401 (1)
			391	DUONELA Alvydas	32.401 (1)
2	8	POL	476	TWARDOWSKI Marek	32.554 (2)
			479	WYSOCKI Adam	0.153 32.554 (2)
3	4	GER	264	WISKOTTER Tim	32.781 (3)
			258	RAUHE Ronald	0.380 32.781 (3)
4	7	HUN	288	HEGEDUS Robert	32.881 (4)
			285	FEHEVARI Vince	0.480 32.881 (4)
5	1	USA	631	MOONEY John	32.934 (5)
			637	ZUR Rami	0.533 32.934 (5)
6	6	MEX	422	REZA Ricardo	33.001 (6)
			418	CORTINA Manuel	0.600 33.001 (6)
7	9	ESP	184	MERCHAN Emilio	33.134 (7)
			189	PEREZ Carlos	0.733 33.134 (7)
8	3	UKR	614	ZAICHENKOV Mikola	33.214 (8)
			611	LUCHNYK Mykhailo	0.813 33.214 (8)
9	2	RUS	546	TISSINE Andrei	33.800 (9)
			532	GROUCHIKHINE Vladimir	1.399 33.800 (9)

Progression:

Chief Official:	BEL	LEUKEMANS John	Course Umpire	-	-
Starter:	GER	STAHLSCHMIDT Gunter	Course Umpire	-	-
Course Umpire	-	-	Chief Finishing Line	CZE	BADUROVA Blanka

Weather Conditions	Air Temperature:	29 C	Wind Speed:	0.4/0.4 m/s		
	Water Temperature:	26 C	Conditions:	Cloudy	Wind Direction:	SW
	Humidity:	37%				

Legend:

QF	Qualified for Final	*	False Start
QS	Qualified for Semi-final	DSQ	Disqualified
??	Not Clear	DSF	Did not Finish
X	Eliminated	DNS	Did not Start
C	Degree Celsius	m/s	Meter per second

RESULTS

K2 200m WOMEN - FINAL B

Sun 01 Sep 2002

Race 208



Rank	Lane	Country	Bib	Name	200m
1	5	GER	257	OPGEN-RHEIN Nadine	40.030 (1)
			246	ERLEBACH Yvett	40.030 (1)
2	6	YUG	651	SOLAC Branka	40.643 (2)
			650	PANDA Antonija	0.613 40.643 (2)
3	4	UZB	640	MOSKALEVA Antonina	40.670 (3)
			641	PISHULINA Nadejda	0.640 40.670 (3)
4	2	BLR	42	BONDARENKO Natalia	40.696 (4)
			36	BAKUNOVA Alesia	0.666 40.696 (4)
5	3	CHN	118	XU Yaping	40.816 (5)
			105	HE Jing	0.786 40.816 (5)
6	7	USA	630	MIJALIS Marie	41.950 (6)
			635	UEBEL Nicole	1.920 41.950 (6)
7	8	JPN	359	TAKAHASHI Hiromi	42.010 (7)
			361	TSUNA Azusa	1.980 42.010 (7)
8	9	GRE	275	TSAMOPOULOU Chrisa	43.090 (8)
			274	SPYROPOULOU Eleni	3.060 43.090 (8)
9	1	PUR	492	ALMONTE Cristina	47.229 (9)
			498	VILLALOBOS Anitza	7.199 47.229 (9)

Progression:

Chief Official:	BEL	LEUKEMANS John	Course Umpire	-	-
Starter:	GER	STAHLSCHMIDT Gunter	Course Umpire	-	-
Course Umpire	-	-	Chief Finishing Line	CZE	BADUROVA Blanka

Weather Conditions	Air Temperature:	29 C	Wind Speed:	1.3/1.3 m/s	
	Water Temperature:	26 C	Conditions:	Cloudy	Wind Direction: SW
	Humidity:	35%			

Legend:

QF	Qualified for Final	*	False Start
QS	Qualified for Semi-final	DSQ	Disqualified
??	Not Clear	DSF	Did not Finish
X	Eliminated	DNS	Did not Start
C	Degree Celsius	m/s	Meter per second

RESULTS

K2 200m WOMEN - FINAL A

Sun 01 Sep 2002

Race 209



Rank	Lane	Country	Bib	Name	200m
1	5	ESP	182	MANCHON Beatriz	37.670 (1)
			185	MOLANES Sonia	37.670 (1)
2	4	POL	473	SKOWRON Joanna	37.830 (2)
			468	PASTUSZKA Aneta	0.160 37.830 (2)
3	7	BUL	66	DACHEVA Delyana	37.897 (3)
			72	PINDZEVA Bonka	0.227 37.897 (3)
4	6	HUN	301	PAKSY Timea	37.997 (4)
			296	KOVACS Katalin	0.327 37.997 (4)
5	2	ROM	512	RUSANESCU Lidia	38.677 (5)
			502	CIOBANU Mariana	1.007 38.677 (5)
6	9	GBR	240	TRAIN Rachel	38.930 (6)
			234	HEMMINGS Anna	1.260 38.930 (6)
7	8	RUS	542	PORYVAEVA Galina	39.037 (7)
			531	GOULI Natalia	1.367 39.037 (7)
8	3	SWE	590	PALDANIUS Sofia	39.457 (8)
			584	KARLSSON Anna	1.787 39.457 (8)
9	1	FIN	205	SJOBERG Filippa	39.557 (9)
			197	HONKANEN Jenni	1.887 39.557 (9)

Progression:

Chief Official:	BEL	LEUKEMANS John	Course Umpire	-	-
Starter:	GER	STAHLSCHEMIDT Gunter	Course Umpire	-	-
Course Umpire	-	-	Chief Finishing Line	CZE	BADUROVA Blanka

Weather Conditions	Air Temperature:	29 C	Wind Speed:	1.3/1.3 m/s		
	Water Temperature:	26 C	Conditions:	Cloudy	Wind Direction:	SW
	Humidity:	35%				

Legend:

QF	Qualified for Final	*	False Start
QS	Qualified for Semi-final	DSQ	Disqualified
??	Not Clear	DSF	Did not Finish
X	Eliminated	DNS	Did not Start
C	Degree Celsius	m/s	Meter per second

RESULTS

C4 200m MEN - FINAL A

Race 210



Sun 01 Sep 2002

Rank	Lane	Country	Bib	Name	200m
1	4	RUS	537	KROUGLIAKOV Roman	33.650 (1)
			548	ULEGIN Serguei	33.650 (1)
			536	KOSTOGLD Alexandre	
			541	OPALEV Maxim	
2	6	CZE	140	BRECKA Jan	33.964 (2)
			155	PROHAZKA Petr	0.314
			148	KOZISEK Kerel	33.964 (2)
			142	FUKSA Petr	
3	5	ROM	500	AVERIAN Ionel	34.237 (3)
			511	PRICOP Mitica	0.587
			504	CONDRAI Petra	34.237 (3)
			516	VARTOLOMEI Mihail	
4	3	HUN	298	MALOMSOKI Sandor	34.790 (4)
			304	VASALI Laszlo	1.140
			291	IVAN Gabor	34.790 (4)
			295	KOLONICS Gyorgy	
5	7	POL	459	GINTER Adam	35.277 (5)
			458	GAJOWNIK Michal	1.627
			470	RYNKIEWICZ Roman	35.277 (5)
			454	BARASZKIEWICZ Pawel	
6	2	FRA	218	LENOIR Jose	35.864 (6)
			209	BARBEY Laurent	2.214
			216	LE LEUCH Eric	35.864 (6)
			215	LAVIGNE Yannick	
7	9	BLR	43	KURLANDCHIK Aleksander	36.024 (7)
			41	BOGDANOVICH Aleksander	2.374
			47	SAPONENKO Semen	36.024 (7)
			50	ZHUKOVSKII Aleksander	
8	1	CAN	79	BUDAY JR Tamas	36.137 (8)
			78	BUDAY Attila	2.487
			90	OLDERSHAW Mark	36.137 (8)
			84	GILES Stephen	
9	8	LAT	382	SIDORUKS Jevgenijs	36.417 (9)
			381	SICEVSKIS Vladimirs	2.767
			377	DEMIDOVS Edgars	36.417 (9)
			386	VINOGRADOVS Dagnis	

Progression:

Chief Official:	BEL	LEUKEMANS John	Course Umpire	-	-
Starter:	BEL	JANSSENS Etienne	Course Umpire	-	-
Course Umpire	-	-	Chief Finishing Line	CZE	BADUROVA Blanka

Weather Conditions	Air Temperature:	29 C	Wind Speed:	1.3/1.3 m/s	
	Water Temperature:	26 C	Conditions:	Cloudy	Wind Direction: SW
	Humidity:	35%			

Legend:

QF	Qualified for Final	*	False Start
QS	Qualified for Semi-final	DSQ	Disqualified
??	Not Clear	DSF	Did not Finish
X	Eliminated	DNS	Did not Start
C	Degree Celsius	m/s	Meter per second

RESULTS

K4 200m MEN - FINAL B

Race 211



Sun 01 Sep 2002

Rank	Lane	Country	Bib	Name	200m
1	7	FIN	198	KANNIAINEN Panu	31.257 (1)
			203	PITKANEN Petteri	31.257 (1)
			206	VASENIUS Marko	
			202	PALMROTH Lauri	
2	4	ITA	334	BENEDINI Franco	31.284 (2)
			336	BONOMI Bieniamino	0.027
			345	PIEMONTE Luca	31.284 (2)
			347	ROSSI Antonio	
3	5	LAT	388	ZALUPE Kristaps	31.491 (3)
			384	UPITIS Martins	0.234
			383	STALMANIS Ronalds	31.491 (3)
			379	LAZDENIEKS Arnis	
4	1	POR	487	JESUS Sergio	31.744 (4)
			485	GOMES Pedro	0.487
			483	FERNANDEZ David	31.744 (4)
			490	SANTOS Nuno	
5	9	CAN	87	JORENS Steven	32.411 (5)
			82	DOBER JR Richard	1.154
			75	ANDERSON David	32.411 (5)
			80	CUTHBERT Ryan	
6	6	CHN	122	ZHOU Jianqiang	32.511 (6)
			113	QU Xianwu	1.254
			110	LIU Mingguang	32.511 (6)
			120	YIN Yijun	
7	8	AUS	10	DEAN Justin	32.617 (7)
			15	MARTIN Simon	1.360
			20	RHODES David	32.617 (7)
			21	RODGERS Craig	
8	2	IRL	324	PRINGLE David	32.724 (8)
			325	STREVENS Adam	1.467
			319	EGAN Peter	32.724 (8)
			326	STREVENS Roger	
9	3	POL	472	SEROCZYNSKI Adam	33.424 (9)
			460	GLAZEWSKI Rafal	2.167
			456	BIALKOWSKI Dariusz	33.424 (9)
			475	SZALKOWSKI Lukasz	

Progression:

Chief Official:	BEL	LEUKEMANS John	Course Umpire	-	-
Starter:	BEL	JANSSENS Etienne	Course Umpire	-	-
Course Umpire	-	-	Chief Finishing Line	CZE	BADUROVA Blanka

Weather Conditions	Air Temperature:	29 C	Wind Speed:	1.3/1.3 m/s	
	Water Temperature:	26 C	Conditions:	Cloudy	Wind Direction:
	Humidity:	35%			SW

Legend:

QF	Qualified for Final	*	False Start
QS	Qualified for Semi-final	DSQ	Disqualified
??	Not Clear	DSF	Did not Finish
X	Eliminated	DNS	Did not Start
C	Degree Celsius	m/s	Meter per second

RESULTS

K4 200m MEN - FINAL A

Sun 01 Sep 2002

Race 212



Rank	Lane	Country	Bib	Name	200m
1	4	SVK	571	KUZEL Rastislav	30.154 (1)
			565	BELOVIC Ladislav	
			572	LIPTAK Juraj	
			566	CHORVATH Martin	
1	6	ESP	166	ACUÑA Jaime	30.154 (1)
			178	GONZALEZ Aike	
			167	AIZPURUA Oier	
			186	MUÑOZ Manuel	
3	5	HUN	288	HEGEDUS Robert	30.374 (3)
			289	HORVATH Gabor	
			281	BEE Istvan	
			285	FEHEVARI Vince	
4	7	RUS	533	IVANIK Alexander	30.531 (4)
			547	TOURCHENKOV Denis	
			530	GOROBIY Oleg	
			551	ZAROUBIN Roman	
5	3	UKR	614	ZAICHENKOV Mikola	30.537 (5)
			602	BOZUKOV Andriy	
			618	SLIVINSKIY Oleksiy	
			611	LUCHNYK Mykhailo	
6	8	ROM	501	BABAN Marian	30.714 (6)
			507	MAGYAR Geza	
			514	SERBAN Romica	
			505	CURUZAN Vasile	
7	9	GER	243	ALTEPOST Lutz	30.967 (7)
			248	GOLDSCHMIDT Arnd	
			244	BACH Bjorn	
			251	HUTH Tim	
8	2	CZE	145	HOLUBAR Pavel	31.014 (8)
			150	LESTINA Karel	
			149	KUSAK Bohumil	
			158	ZARUBA Radek	
9	1	BLR	48	SKURKOVSKII Aleksei	31.267 (9)
			35	ABALMASOV Aleksei	
			44	MAKHNEV Vadim	
			45	PETRUSHENKO Roman	

Progression:

Chief Official:	BEL	LEUKEMANS John	Course Umpire	-	-
Starter:	BEL	JANSSENS Etienne	Course Umpire	-	-
Course Umpire	-	-	Chief Finishing Line	CZE	BADUROVA Blanka

Weather Conditions	Air Temperature:	29 C	Wind Speed:	1.3/1.3 m/s	
	Water Temperature:	26 C	Conditions:	Cloudy	Wind Direction: SW
	Humidity:	35%			

Legend:

QF	Qualified for Final	*	False Start
QS	Qualified for Semi-final	DSQ	Disqualified
??	Not Clear	DSF	Did not Finish
X	Eliminated	DNS	Did not Start
C	Degree Celsius	m/s	Meter per second

MEDAL TABLE AFTER 27 OF 27 EVENTS

As of 01 Sep 2002



Rank By Gold	COUNTRY		MEN				WOMEN				TOTAL				Rank By Total
	Name	Code	Gold	Silver	Bronze	Total	Gold	Silver	Bronze	Total	Gold	Silver	Bronze	Total	
1	Hungary	HUN	0	1	3	4	6	0	1	7	6	1	4	11	1
2	Germany	GER	3	1	2	6	0	4	1	5	3	5	3	11	= 1
3	Poland	POL	2	2	3	7	1	1	1	3	3	3	4	10	3
4	Russian Federation	RUS	3	2	1	6	0	0	0	0	3	2	1	6	5
5	Spain	ESP	1	0	1	2	2	1	2	5	3	1	3	7	4
6	Slovakia	SVK	3	0	0	3	0	0	0	0	3	0	0	3	8
7	Cuba	CUB	2	1	0	3	0	0	0	0	2	1	0	3	= 8
8	Romania	ROM	1	1	2	4	0	0	0	0	1	1	2	4	7
9	Norway	NOR	1	1	0	2	0	0	0	0	1	1	0	2	11
10	Lithuania	LTU	1	0	1	2	0	0	0	0	1	0	1	2	= 11
11	Australia	AUS	1	0	0	1	0	0	0	0	1	0	0	1	17
	Sweden	SWE	1	0	0	1	0	0	0	0	1	0	0	1	= 17
13	Canada	CAN	0	1	2	3	0	2	0	2	0	3	2	5	6
14	Czech Republic	CZE	0	2	0	2	0	0	0	0	0	2	0	2	= 11
15	Bulgaria	BUL	0	1	1	2	0	0	1	1	0	1	2	3	= 8
16	Belarus	BLR	0	1	1	2	0	0	0	0	0	1	1	2	= 11
	Uzbekistan	UZB	0	1	1	2	0	0	0	0	0	1	1	2	= 11
18	Argentina	ARG	0	1	0	1	0	0	0	0	0	1	0	1	= 17
	People's Republic of China	CHN	0	0	0	0	0	1	0	1	0	1	0	1	= 17
	Ukraine	UKR	0	1	0	1	0	0	0	0	0	1	0	1	= 17
21	Italy	ITA	0	0	0	0	0	0	2	2	0	0	2	2	= 11
22	Israel	ISR	0	0	0	0	0	0	1	1	0	0	1	1	= 17
Total			19	17	18	54	9	9	9	27	28	26	27	81	

Note:

Events still to be held

None

POINTS BY COUNTRY

As of 01 Sep 2002



COUNTRY		Men																Women												Total Points
Rank	Code	K1 1000m	K1 500m	K1 200m	K2 1000m	K2 500m	K2 200m	K4 1000m	K4 500m	K4 200m	C1 1000m	C1 500m	C1 200m	C2 1000m	C2 500m	C2 200m	C4 1000m	C4 500m	C4 200m	K1 1000m	K1 500m	K1 200m	K2 1000m	K2 500m	K2 200m	K4 1000m	K4 500m	K4 200m		
1	HUN	3	3	4	7	7	6	6	2	7	2	8		2	2	5	5	6	6	10	10	6	10	10	6	7	10	10	160	
2	POL	7	6	6	4	8	8						7	10	6	6	10	7	5		5	7	3	5	8	10	6	5	139	
3	GER	2		10		10	7	8		3	10	7	6		3					8		8	8				8	7	105	
4	RUS				6	6	1		3	6	8	10	10	4	7	2	4	8	10				1	1	3		3		93	
5	ESP		1	2			3	1	7	10				5	5	4	1				2	10	5	7	10	2	7	8	90	
6	ROM							6	4					6	8	7	6	10	7						5	5	4	3	71	
7	CAN									7	5	2	7				8	5	2	5	8	8				1	1	6	65	
8	SVK			3	3			10	10	10			4	3	4						3	2							52	
9	BUL		8					7	4		5	4	1										6	6	7				48	
10	AUS	5	10					2				3	3								6	6				6	5		46	
10	CZE								5	2	4	6	5				8	3	4	8	1								46	
12	CUB										6	2		8	10	10													36	
13	BLR							5	8	1		1					7	2	3							3		4	34	
14	UKR			1			2			5	3		8				2	3								4	2		30	
15	ISR	6	5																		4	4		7					26	
16	NOR	10			8	3		4																					25	
17	UZB		7	8																	1	5						1	22	
18	ITA							3	1								3				7	7							21	
19	LTU			7		2	10																						19	
20	SWE				10	4																			2				16	
20	USA		4				5																4	3					16	
22	CHN														1								2	4		8			15	
23	GBR				2																3	4			4				13	
24	FIN			5																		3		2	1				11	
24	FRA					5								1	1				4										11	
26	ARG	8	2																										10	
26	DEN	4			5	1																							10	
28	MEX						4																						4	

Legend:

Event Codes	
C1 200m M	Canoe Single 200 metres men
C2 200m M	Canoe Double 200 metres men
C4 200m M	Canoe Four 200 metres men
C1 500m M	Canoe Single 500 metres men
C2 500m M	Canoe Double 500 metres men
C4 500m M	Canoe Four 500 metres men
C1 1000m M	Canoe Single 1000 metres men
C2 1000m M	Canoe Double 1000 metres men
C4 1000m M	Canoe Four 1000 metres men
K1 200m M	Kayak Single 200 metres men
K2 200m M	Kayak Double 200 metres men
K4 200m M	Kayak Four 200 metres men
K1 500m M	Kayak Single 500 metres men
K2 500m M	Kayak Double 500 metres men
K4 500m M	Kayak Four 500 metres men
K1 1000m M	Kayak Single 1000 metres men
K2 1000m M	Kayak Double 1000 metres men
K4 1000m M	Kayak Four 1000 metres men
K1 200m W	Kayak Single 200 metres women
K2 200m W	Kayak Double 200 metres women
K4 200m W	Kayak Four 200 metres women
K1 500m W	Kayak Single 500 metres women
K2 500m W	Kayak Double 500 metres women
K4 500m W	Kayak Four 500 metres women
K1 1000m W	Kayak Single 1000 metres women
K2 1000m W	Kayak Double 1000 metres women
K4 1000m W	Kayak Four 1000 metres women

POINTS BY COUNTRY

As of 01 Sep 2002



COUNTRY		Men																Women										Total Points	
Rank	Code	K1 1000m	K1 500m	K1 200m	K2 1000m	K2 500m	K2 200m	K4 1000m	K4 500m	K4 200m	C1 1000m	C1 500m	C1 200m	C2 1000m	C2 500m	C2 200m	C4 1000m	C4 500m	C4 200m	K1 1000m	K1 500m	K1 200m	K2 1000m	K2 500m	K2 200m	K4 1000m	K4 500m		K4 200m
28	NED																				2							2	4
30	LAT									1								1	1										3
31	AUT																					1							1
31	BEL	1																											1
31	SLO				1																								1
	BOL																												
	BIH																												
	BRA																												
	CHI																												
	TPE																												
	COL																												
	CRO																												
	CYP																												
	CIV																												
	ECU																												
	GRE																												
	GUA																												
	IND																												
	INA																												
	IRQ																												
	IRL																												
	IRI																												
	JPN																												
	KAZ																												
	KGZ																												
	MAR																												
	MYA																												
	NZL																												

Legend:

Event Codes			
C1 200m M	Canoe Single 200 metres men		
C2 200m M	Canoe Double 200 metres men		
C4 200m M	Canoe Four 200 metres men		
C1 500m M	Canoe Single 500 metres men		
C2 500m M	Canoe Double 500 metres men		
C4 500m M	Canoe Four 500 metres men		
C1 1000m M	Canoe Single 1000 metres men		
C2 1000m M	Canoe Double 1000 metres men		
C4 1000m M	Canoe Four 1000 metres men		
K1 200m M	Kayak Single 200 metres men	K1 200m W	Kayak Single 200 metres women
K2 200m M	Kayak Double 200 metres men	K2 200m W	Kayak Double 200 metres women
K4 200m M	Kayak Four 200 metres men	K4 200m W	Kayak Four 200 metres women
K1 500m M	Kayak Single 500 metres men	K1 500m W	Kayak Single 500 metres women
K2 500m M	Kayak Double 500 metres men	K2 500m W	Kayak Double 500 metres women
K4 500m M	Kayak Four 500 metres men	K4 500m W	Kayak Four 500 metres women
K1 1000m M	Kayak Single 1000 metres men	K1 1000m W	Kayak Single 1000 metres women
K2 1000m M	Kayak Double 1000 metres men	K2 1000m W	Kayak Double 1000 metres women
K4 1000m M	Kayak Four 1000 metres men	K4 1000m W	Kayak Four 1000 metres women

POINTS BY COUNTRY

As of 01 Sep 2002



COUNTRY		Men																		Women								Total Points		
Rank	Code	K1 1000m	K1 500m	K1 200m	K2 1000m	K2 500m	K2 200m	K4 1000m	K4 500m	K4 200m	C1 1000m	C1 500m	C1 200m	C2 1000m	C2 500m	C2 200m	C4 1000m	C4 500m	C4 200m	K1 1000m	K1 500m	K1 200m	K2 1000m	K2 500m	K2 200m	K4 1000m	K4 500m		K4 200m	
	PAK																													
	PAR																													
	PHI																													
	POR																													
	PUR																													
	MDA																													
	SEY																													
	RSA																													
	SUI																													
	TUN																													
	UGA																													
	URU																													
	VEN																													
	VIE																													
	YUG																													

Legend:

Event Codes	
C1 200m M	Canoe Single 200 metres men
C2 200m M	Canoe Double 200 metres men
C4 200m M	Canoe Four 200 metres men
C1 500m M	Canoe Single 500 metres men
C2 500m M	Canoe Double 500 metres men
C4 500m M	Canoe Four 500 metres men
C1 1000m M	Canoe Single 1000 metres men
C2 1000m M	Canoe Double 1000 metres men
C4 1000m M	Canoe Four 1000 metres men
K1 200m M	Kayak Single 200 metres men
K2 200m M	Kayak Double 200 metres men
K4 200m M	Kayak Four 200 metres men
K1 500m M	Kayak Single 500 metres men
K2 500m M	Kayak Double 500 metres men
K4 500m M	Kayak Four 500 metres men
K1 1000m M	Kayak Single 1000 metres men
K2 1000m M	Kayak Double 1000 metres men
K4 1000m M	Kayak Four 1000 metres men
K1 200m W	Kayak Single 200 metres women
K2 200m W	Kayak Double 200 metres women
K4 200m W	Kayak Four 200 metres women
K1 500m W	Kayak Single 500 metres women
K2 500m W	Kayak Double 500 metres women
K4 500m W	Kayak Four 500 metres women
K1 1000m W	Kayak Single 1000 metres women
K2 1000m W	Kayak Double 1000 metres women
K4 1000m W	Kayak Four 1000 metres women

MEDALLIST BY EVENT AFTER 27 OF 27 EVENTS

As of 01 Sep 2002



Event Name	Date	Medal	Name	COUNTRY
Men K1 1000m	31 AUG 2002	GOLD	VERAS-LARSEN Eirik	NORWAY (NOR)
		SILVER	CORREA Javier	ARGENTINA (ARG)
		BRONZE	SEROCZYNSKI Adam	POLAND (POL)
Men K1 500m	01 SEP 2002	GOLD	BAGGALEY Nathan	AUSTRALIA (AUS)
		SILVER	MERKOV Petar	BULGARIA (BUL)
		BRONZE	RYAHOV Anton	UZBEKISTAN (UZB)
Men K1 200m	01 SEP 2002	GOLD	RAUHE Ronald	GERMANY (GER)
		SILVER	RYAHOV Anton	UZBEKISTAN (UZB)
		BRONZE	PETRUKANECAS Romas	LITHUANIA (LTU)
Men K2 1000m	31 AUG 2002	GOLD	NILSSON Henrik OSKARSSON Marcus	SWEDEN (SWE)
		SILVER	FJELDHEIN Nils VERAS-LARSEN Eirik	NORWAY (NOR)
		BRONZE	VEREB Krisztian VERECKEI Akos	HUNGARY (HUN)
Men K2 500m	01 SEP 2002	GOLD	RAUHE Ronald WISKOTTER Tim	GERMANY (GER)
		SILVER	TWARDOWSKI Marek WYSOCKI Adam	POLAND (POL)
		BRONZE	KAMMERER Zoltan STORCZ Botond	HUNGARY (HUN)
Men K2 200m	01 SEP 2002	GOLD	BALCIUNAS Egidijus DUONELA Alvydas	LITHUANIA (LTU)
		SILVER	TWARDOWSKI Marek WYSOCKI Adam	POLAND (POL)
		BRONZE	RAUHE Ronald WISKOTTER Tim	GERMANY (GER)
Men K4 1000m	31 AUG 2002	GOLD	BACA Jurak RISZDORFER Michal RISZDORFER Richard VICEK Erik	SLOVAKIA (SVK)
		SILVER	BACH Bjorn IHLE Andreas ULM Stefan ZABEL Marck	GERMANY (GER)
		BRONZE	HRISTOV Ivan KASANOV Milko MERKOV Petar YORDANOV Yordan	BULGARIA (BUL)
Men K4 500m	01 SEP 2002	GOLD	BACA Jurak RISZDORFER Michal RISZDORFER Richard VICEK Erik	SLOVAKIA (SVK)
		SILVER	ABALMASOV Aleksei MAKHNEV Vadim PETRUSHENKO Roman SKURKOVSKII Aleksei	BELARUS (BLR)
		BRONZE	ACUÑA Jaime AIZPURUA Oier GONZALEZ Aike MUÑOZ Manuel	SPAIN (ESP)

MEDALLIST BY EVENT AFTER 27 OF 27 EVENTS

As of 01 Sep 2002



Event Name	Date	Medal	Name	COUNTRY
MEN K4 200M	01 SEP 2002	GOLD	BELOVIC Ladislav CHORVATH Martin KUZEL Rastislav LIPTAK Juraj	SLOVAKIA (SVK)
		GOLD	ACUÑA Jaime AIZPURUA Oier GONZALEZ Aike MUÑOZ Manuel	SPAIN (ESP)
		BRONZE	BEE Istvan FEHEVARI Vince HEGEDUS Robert HORVATH Gabor	HUNGARY (HUN)
Men C1 1000m	31 AUG 2002	GOLD	DITTMER Andreas	GERMANY (GER)
		SILVER	OPALEV Maxim	RUSSIAN FEDERATION (RUS)
		BRONZE	GILES Stephen	CANADA (CAN)
Men C1 500m	01 SEP 2002	GOLD	OPALEV Maxim	RUSSIAN FEDERATION (RUS)
		SILVER	KOLONICS Gyorgy	HUNGARY (HUN)
		BRONZE	DITTMER Andreas	GERMANY (GER)
Men C1 200m	01 SEP 2002	GOLD	OPALEV Maxim	RUSSIAN FEDERATION (RUS)
		SILVER	SABLIN Dmitro	UKRAINE (UKR)
		BRONZE	JEZERSKI Andrzej	POLAND (POL)
Men C2 1000m	31 AUG 2002	GOLD	KOBIERSKI Marcin SLIWINSKI Michal	POLAND (POL)
		SILVER	BALCEIRO Ledi F. ROJAS Ibrahim	CUBA (CUB)
		BRONZE	DALTON Richard SCAROLA Mike	CANADA (CAN)
Men C2 500m	01 SEP 2002	GOLD	BALCEIRO Ledi F. ROJAS Ibrahim	CUBA (CUB)
		SILVER	POPESCU Florin SIMIOCENCU Silviu	ROMANIA (ROM)
		BRONZE	KOSTOGLOD Alexandre ULEGIN Serquei	RUSSIAN FEDERATION (RUS)
Men C2 200m	01 SEP 2002	GOLD	BALCEIRO Ledi F. ROJAS Ibrahim	CUBA (CUB)
		SILVER	FUKSA Petr NETUSIL Petr	CZECH REPUBLIC (CZE)
		BRONZE	AVERIAN Ionel VARTOLOMEI Mihail	ROMANIA (ROM)
Men C4 1000m	31 AUG 2002	GOLD	GAJOWNIK Michal GINTER Adam JEZERSKI Andrzej RYNKIEWICZ Roman	POLAND (POL)
		SILVER	BOILARD Maxime BUDAY Attila BUDAY JR Tamas JOUKOVSKI Dimitri	CANADA (CAN)
		BRONZE	BOGDANOVICH Aleksander KURLANDCHIK Aleksander SAPONENKO Semen ZHUKOVSKII Aleksander	BELARUS (BLR)

MEDALLIST BY EVENT AFTER 27 OF 27 EVENTS

As of 01 Sep 2002



Event Name	Date	Medal	Name	COUNTRY
MEN C4 500M	31 AUG 2002	GOLD	AVERIAN Ionel POPESCU Florin PRICOP Mitica VARTOLOMEI Mihail	ROMANIA (ROM)
		SILVER	ARTEMIDA Alexandre FOMICHEV Konstantin KABANOV Andrei KROUGLIAKOV Roman	RUSSIAN FEDERATION (RUS)
		BRONZE	GINTER Adam GRZYBOWSKI Marcin JEDRASZKO Daniel SLIWINSKI Michal	POLAND (POL)
Men C4 200m	01 SEP 2002	GOLD	KOSTOGLD Alexandre KROUGLIAKOV Roman OPALEV Maxim ULEGIN Serguei	RUSSIAN FEDERATION (RUS)
		SILVER	BRECKA Jan FUksA Petr KOZISEK Kerel PROCHAZKA Petr	CZECH REPUBLIC (CZE)
		BRONZE	AVERIAN Ionel COND RAT Petra PRICOP Mitica VARTOLOMEI Mihail	ROMANIA (ROM)
Women K1 1000m	31 AUG 2002	GOLD	KOVACS Katalin	HUNGARY (HUN)
		SILVER	WAGNER Katrin	GERMANY (GER)
		BRONZE	IDEM Josefa	ITALY (ITA)
Women K1 500m	01 SEP 2002	GOLD	KOVACS Katalin	HUNGARY (HUN)
		SILVER	BRUNET Caroline	CANADA (CAN)
		BRONZE	IDEM Josefa	ITALY (ITA)
Women K1 200m	01 SEP 2002	GOLD	PORTELA Teresa	SPAIN (ESP)
		SILVER	BRUNET Caroline	CANADA (CAN)
		BRONZE	URBANCZYK Elzbieta	POLAND (POL)
Women K2 1000m	31 AUG 2002	GOLD	BOTA Kinga SZABO Szilvia	HUNGARY (HUN)
		SILVER	MUCKE Manuele OPGEN-RHEIN Nadine	GERMANY (GER)
		BRONZE	GAFNI Adi PESSAKHOVITCH Larissa	ISRAEL (ISR)
Women K2 500m	01 SEP 2002	GOLD	BOTA Kinga SZABO Szilvia	HUNGARY (HUN)
		SILVER	MUCKE Manuele WAGNER Katrin	GERMANY (GER)
		BRONZE	MANCHON Beatriz MOLANES Sonia	SPAIN (ESP)
Women K2 200m	01 SEP 2002	GOLD	MANCHON Beatriz MOLANES Sonia	SPAIN (ESP)
		SILVER	PASTUSZKA Aneta SKOWRON Joanna	POLAND (POL)
		BRONZE	DACHEVA Delyana PINDZEVA Bonka	BULGARIA (BUL)

MEDALLIST BY EVENT AFTER 27 OF 27 EVENTS

As of 01 Sep 2002



Event Name	Date	Medal	Name	COUNTRY
WOMEN K4 1000M	01 SEP 2002	GOLD	BIALKOWSKA Aneta PASTUSZKA Aneta SADALSKA Karolina SKOWRON Joanna	POLAND (POL)
		SILVER	FAN Lina GAO Yi XU Linbei ZHONG Hongyan	PEOPLE'S REPUBLIC OF CHINA (CHN)
		BRONZE	MONI Katalin PAKSY Tímea VISKI Erzsébet XERESZTESI Alexandra	HUNGARY (HUN)
Women K4 500m	01 SEP 2002	GOLD	BOTA Kinga KOVACS Katalin SZABO Szilvia VISKI Erzsébet	HUNGARY (HUN)
		SILVER	MUCKE Manuele NOLLEN Maike SCHUCK Anett WAGNER Katrin	GERMANY (GER)
		BRONZE	GARCIA Maria I. MANCHON Beatriz MOLANES Sonia PORTELA Teresa	SPAIN (ESP)
Women K4 200m	01 SEP 2002	GOLD	BOTA Kinga JANICS Natasa PAKSY Tímea SZABO Szilvia	HUNGARY (HUN)
		SILVER	GARCIA Maria I. MANCHON Beatriz MOLANES Sonia PORTELA Teresa	SPAIN (ESP)
		BRONZE	MUCKE Manuele NOLLEN Maike SCHUCK Anett WAGNER Katrin	GERMANY (GER)



Andalucía 
Sólo hay una.®

