


EUROPEAN CANOE FLATWATER SENIOR CHAMPIONSHIPS July 28 - 31, 2005 Poznań - Poland



HOME










PROGRAM
RESULTS
PHOTOS
CONTACT



Copyright © 1998-2004 PCF . All rights reserved.

48596










Race No. **1** K1 1000 MEN Thursday, 28.07.2005 09.00
 1 TO FIN, 2-7 TO SF, REST OUT HEAT 1/ 3

1	5	 NOR	290	LARSEN EIRIK VERAS	3:28.838
2	4	 HUN	174	BENKO ZOLTAN	3:30.758 1.920
3	3	 ISR	223	YELLIN ROEI	3:31.748 2.910
4	7	 SLO	407	ZUPANCIC REGENT JERNIEJ	3:31.952 3.114
5	6	 POR	337	SILVA EMANUEL	3:35.060 6.222
6	1	 SCG	399	KOVACIC IGOR	3:42.266 13.428
7	8	 AUT	4	ENDL CHRISTIAN	3:44.666 15.828
8	2	 LAT	256	STRAUME KRISTS	3:49.028 20.190
9	9	 CYP	42	KYRIACOV MICHALIS	4:09.476 40.638

Chief Official: **Elly Muller**
 Chief Finishing: **Cathy Wynne**
 Course Umpire: **P. Bland, S. Fontana Esteve**
 Starter: **Etienne Janssens**

Water: **19 °C**
 Air: **24 °C**
 Wind Force: **5 m/s**
 Direction: **W**

Race No. 2 K1 1000 MEN Thursday, 28.07.2005 09.07
 1 TO FIN, 2-7 TO SF, REST OUT HEAT 2/3

1	6	 SWE	431	GUSTAFSSON ANDERS	3:33.829	
2	8	 UKR	462	TERESCHENKO VLADISLAV	3:33.877 0.048	
3	3	 POL	306	GŁAŻEWSKI RAFAŁ	3:35.227 1.398	
4	5	 GBR	117	ALMASI PETER	3:37.309 3.480	
5	7	 ITA	238	MALUSA LUCA	3:37.531 3.702	
6	1	 SUI	408	FAH SIMON	3:37.807 3.978	
7	9	 FIN	99	MIKKONEN KALLE	3:38.305 4.476	
8	4	 SVK	411	BACA JURAJ	3:39.805 5.976	
9	2	 GRE	167	PAPANDREOU APOSTOLOS	4:03.853 30.024	

Chief Official: **Elly Muller** Water: **19 °C**
 Chief Finishing: **Cathy Wynne** Air: **24 °C**
 Course Umpire: **I. Konstantinidis, G. Toth** Wind Force: **2 m/s**
 Starter: **Etienne Janssens** Direction: **W**

Race No. 3










K1 1000 MEN

Thursday, 28.07.2005

09.14

1 TO FIN, 2-7 TO SF, REST OUT

HEAT 3/3

1	4	 GER	135	GOLDSCHMIDT BJORN	3:33.567	
2	7	 NED	282	KOENDERS ROBIN	3:38.229 4.662	
3	5	 ESP	79	GONZALEZ AIKE	3:39.675 6.108	
4	9	 RUS	369	ILIN ANDREY	3:42.231 8.664	
5	1	 BUL	33	CHALAKOV ENCHO	3:42.315 8.748	
6	6	 DEN	72	WRAAE KIM	3:42.471 8.904	
7	3	 LTU	268	NEKRIOSIUS RICARDAS	3:43.659 10.092	
8	8	 LUX	275	SEIDEL MARC	3:46.761 13.194	
9	2	 IRL	218	STREVENS ROGER	3:46.959 13.392	

Chief Official: **Elly Muller**

Chief Finishing: **Cathy Wynne**

Course Umpire: **P. Bland, S. Fontana Esteve**

Starter: **Etienne Janssens**









Water: **19 °C**

Air: **24 °C**

Wind Force: **2 m/s**

Direction: **W**








Race No. 4 C1 1000 MEN Thursday, 28.07.2005 09.21
 1-3 FIN, 4-7 + 8th B.T. TO SF HEAT 1/ 2

1	5	 GER	129	DITTMER ANDREAS	3:55.093	
2	4	 CZE	50	DOKTOR MARTIN	3:56.065 0.972	
3	9	 HUN	209	VAJDA ATTILA	3:56.209 1.116	
4	3	 POL	304	GRZYBOWSKI MARCIN	4:02.095 7.002	
5	6	 BLR	30	ZHUKOVSKI ALIAKSANDR	4:03.583 8.490	
6	7	 UKR	460	SHIMANSKY STANISLAV	4:15.643 20.550	
7	2	 ITA	228	CANNONE ANTONIO D.	4:24.943 29.850	
8	8	 EST	92	HOZJAINOV ROMAN	4:32.137 37.044	

Chief Official: **Elly Muller**
 Chief Finishing: **Cathy Wynne**
 Course Umpire: **I. Konstantinidis, G. Toth**
 Starter: **Etienne Janssens**

Water: **19 °C**
 Air: **24 °C**
 Wind Force: **2 m/s**
 Direction: **W**

Race No. 5 C1 1000 MEN Thursday, 28.07.2005 09.28
 1-3 FIN, 4-7 + 8th B.T. TO SF HEAT 2/2

1	4	 RUS	381	OPALEV MAXIM	3:52.978	
2	7	 SVK	423	OSTRCIL MARIAN	3:53.470 0.492	
3	5	 ESP	76	CAL DAVID	3:53.656 0.678	
4	3	 FRA	111	GOUBEL MATHIEU	3:53.782 0.804	
5	8	 GRE	159	KILIGKARIDIS ANDREAS	3:56.728 3.750	
6	2	 CRO	41	LJUBEK NIKICA	4:16.828 23.850	
7	6	 LAT	254	PROKOPENKO ANDREJS	4:16.894 23.916	

Chief Official: **Elly Muller**
 Chief Finishing: **Cathy Wynne**
 Course Umpire: **P. Bland, S. Fontana Esteve**
 Starter: **Etienne Janssens**

Water: **19 °C**
 Air: **24 °C**
 Wind Force: **2 m/s**
 Direction: **W**

Race No. 7









K1 1000 WOMEN

Thursday, 28.07.2005

09.42







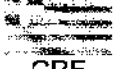

1-3 FIN, 4-7 + 8th B.T. TO SF

HEAT 2/ 2

1	6	 GER	150	WAGNER-AUGUSTIN KATRIN	4:05.128	
2	5	 POL	318	SKOWRON JOANNA	4:07.150 2.022	
3	7	 SCG	400	NADJ ANTONIJA	4:07.402 2.274	
4	2	 SWE	435	PALDANIUS SOFIA	4:07.636 2.508	
5	3	 ITA	244	RICCIOTTI ANNA ODETTE	4:13.900 8.772	
6	8	 DEN	70	PONTOPPIDAN BIRGIT	4:16.654 11.526	
7	1	 EST	94	TORTSOVA NATALIA	4:35.524 30.396	
8	4	 GRE	164	MPOUZIKOU ELENI	4:37.768 32.640	

Chief Official: **Elly Muller**Water: **19 °C**Chief Finishing: **Cathy Wynne**Air: **24 °C**Course Umpire: **P. Bland, S. Fontana Esteve**Wind Force: **2 m/s**Starter: **Etienne Janssens**Direction: **W**

Race No. 8 **K2 1000 MEN** **Thursday, 28.07.2005** **09.49**
1 TO FIN, 2-7 TO SF, REST OUT **HEAT 1/3**

1	5	 ESP	80 74	HERNANZ JAVIER BANOS PABLO E.	3:19.975
2	6	 POL	317 313	SEROCZYŃSKI ADAM NOWAK TOMASZ	3:20.581 0.606
3	7	 IRL	215 216	FLEMING NEIL MALONEY BRENDAN	3:22.057 2.082
4	4	 RUS	380 390	MEDVEDEV ILYA VASILEV ANTON	3:23.545 3.570
5	3	 POR	330 336	CORREIA LEONEL SANTOS PEDRO	3:26.545 6.570
6	2	 FIN	103 101	SELIVAARA JAAKKO PITKANEN PETTERI	3:30.385 10.410
7	1	 GRE	165 156	NIKOLAOU CHRISTOS KALOPISIS STEFANOS	3:37.555 17.580
8	8	 ARM	2 3	ASMARYAN GEVORG MIRIJANYAN SARGIS	3:43.537 23.562

Chief Official: **Elly Muller**
 Chief Finishing: **Cathy Wynne**
 Course Umpire: **I. Konstantinidis, G. Toth**
 Starter: **Peter Moule**

Water: **19 °C**
 Air: **24 °C**
 Wind Force: **2 m/s**
 Direction: **W**

Race No. 9









K2 1000 MEN

Thursday, 28.07.2005

09.56







1 TO FIN, 2-7 TO SF, REST OUT

HEAT 2/ 3

1	8	 BEL	9 8	MAESEN BOB D'HAENE WOUTER	3:18.302	
2	3	 SVK	426 428	TARR JURAJ WEBAUER ANDREJ	3:21.800 3.498	
3	7	 SUI	409 410	GUBSER DAVID GUBSER REMO	3:23.522 5.220	
4	4	 FRA	112 108	JOUBE SEBASTIEN CARRE CYRILLE	3:24.404 6.102	
5	6	 DEN	69 71	NIELSEN LASSE SPLIID ADAM	3:25.046 6.744	
6	1	 LAT	255 259	STALMANIS RONALDS ZALUPE KRISTAPS	3:25.790 7.488	
7	2	 LTU	271 270	RAGASKAS JONAS RADZEVIC ANDZEJ	3:27.182 8.880	
8	5	 BLR	24 15	STRELCHANKA STANISLAV BICHAN RUSLAN	3:27.998 9.696	

Chief Official: **Elly Muller**Water: **19 °C**Chief Finishing: **Cathy Wynne**Air: **24 °C**Course Umpire: **P. Bland, S. Fontana Esteve**Wind Force: **2 m/s**Starter: **Peter Moule**Direction: **W**

Race No. 10 **K2 1000 MEN** Thursday, 28.07.2005 10.03
 1 TO FIN, 2-7 TO SF, REST OUT HEAT 3/ 3

1	5	 HUN	193 198	KOKENY ROLAND KUCSERA GABOR	3:21.003	
2	4	 ROM	339 358	ANGHEL JONUT SEVICI MARIAN	3:22.095 1.092	
3	3	 GER	140 136	IHLE ANDREAS HERSZEL MARCO	3:23.277 2.274	
4	7	 ITA	225 249	BENEDINI FRANCO TOFANI PIERPAOLO	3:24.525 3.522	
5	6	 UKR	450 444	KREMER MYKOLA EPISHKIN VITALY	3:27.447 6.444	
6	2	 NED	281 279	HOEKSTRA NIELS FELDERHOFF NIELS	3:28.461 7.458	

Chief Official: **Elly Muller**
 Chief Finishing: **Cathy Wynne**
 Course Umpire: **I. Konstantinidis, G. Toth**
 Starter: **Peter Moule**

Water: **19 °C**
 Air: **24 °C**
 Wind Force: **2 m/s**
 Direction: **W**

Race No. 11





C2 1000 MEN

Thursday, 28.07.2005

10.10

1-3 FIN, 4-7 + 8th B.T. TO SF

HEAT 1/2

1	6	 HUN	197 194	KOZMANN GYORGY KOLONICS GYORGY	3:41.080	
2	4	 GER	133 153	GILLE CHRISTIAN WYLENZEK TOMASZ	3:41.830 0.750	
3	5	 POL	316 319	RYNKIEWICZ ROMAN SKOWROŃSKI PAWEŁ	3:42.952 1.872	
4	3	 UKR	456 443	PROKOPENKO MAKSYM DZHALILOV RUSLAN	3:49.294 8.214	
5	7	 FRA	113 106	LAVIGNE YANNICK BARBEY LAURENT	3:50.788 9.708	
6	8	 LAT	253 257	PRANKS GATIS SUDEIKIS ANDREJS	3:54.394 13.314	
7	2	 CZE	53 48	HELLER JIRI BRECKA JAN	3:54.598 13.518	

Chief Official: **Elly Muller**

Chief Finishing: **Cathy Wynne**

Course Umpire: **P. Bland, S. Fontana Esteve**

Starter: **Peter Moule**

Water: **19 °C**

Air: **24 °C**

Wind Force: **2 m/s**

Direction: **W**

Race No. 12








C2 1000 MEN

Thursday, 28.07.2005

10.17

1-3 FIN, 4-7 + 8th B.T. TO SF

HEAT 2/ 2

1	4	 ROM	344 355	CHIRILA IOSIF POPESCU FLORIN	3:42.253	
2	6	 BLR	18 13	KURLIANDCHYK ALIAKSANDR BAHDANOVICH ALIAKSANDR	3:43.621 1.368	
3	5	 RUS	372 371	KOVALEV ALEXANDER KOSTOGLOD ALEXANDER	3:43.675 1.422	
4	3	 ESP	75 83	BEA JOSE ALFREDO MASCATO DAVID	3:44.593 2.340	
5	7	 SVK	413 417	BIKSADSKY DANIEL HAGARA LUBOMIR	3:49.687 7.434	
6	2	 BUL	31 32	ATANASOV STANIMIR ATANASOV DIMITAR	3:52.405 10.152	
7	8	 LTU	265 272	INDRIULIS RAIMONDAS SEVCENKO VIKTOR	4:36.451 54.198	

Chief Official: **Elly Muller**Chief Finishing: **Cathy Wynne**Course Umpire: **I. Konstantinidis, G. Toth**Starter: **Peter Moule**Water: **19 °C**Air: **24 °C**Wind Force: **2 m/s**Direction: **W**

Race No. 13







K2 1000 WOMEN

Thursday, 28.07.2005

10.24

1-3 FIN, 4-7 + 8th B.T. TO SF

HEAT 1/2

1	5	 HUN	196 188	KOVACS KATALIN JANICS NATASA	3:44.984	
2	6	 DEN	63 67	BARFOD METTE LOLK ANNE	3:46.136 1.152	
3	7	 ITA	247 236	SGROI FABIANA FAGIOLI ALICE	3:47.948 2.964	
4	4	 RUS	382 385	PETROVA NADEZDA SALAKHOVA JULIANA	3:52.040 7.056	
5	2	 ROM	356 342	PRUTEANU COSMINA BARSAN IONELA	4:02.270 17.286	
6	3	 GBR	118 122	COULSON ABIGAIL HARDY LUCY	4:11.282 26.298	

Chief Official: **Elly Muller**

Chief Finishing: **Cathy Wynne**

Course Umpire: **P. Bland, S. Fontana Esteve**

Starter: **Peter Moule**

Water: **19 °C**

Air: **24 °C**

Wind Force: **2 m/s**

Direction: **W**

Race No. 14






K2 1000 WOMEN

Thursday, 28.07.2005

10.31

1-3 FIN, 4-7 + 8th B.T. TO SF

HEAT 2/ 2

1	3	 GER	145 147	NOLLEN MAIKE OPGEN-RHEIN NADINE	3:51.153
2	5	 POL	298 299	CHOJNACKA MAŁGORZATA CZAJCZYŃSKA MAŁGORZATA	3:52.203 1.050
3	6	 FRA	110 116	DELATTRE MARIE VIARD ANNE LAURE	3:53.613 2.460
4	7	 POR	335 338	RODRIGUES HELENA SOUSA JOANA	3:57.915 6.762
5	4	 UKR	451 446	KUSHANOVA LARISA GOLUBOTSKAYA LUDMILA	4:12.771 21.618

Chief Official: **Elly Muller**
 Chief Finishing: **Cathy Wynne**
 Course Umpire: **I. Konstantinidis, G. Toth**
 Starter: **Peter Moule**

Water: **19 °C**
 Air: **24 °C**
 Wind Force: **2 m/s**
 Direction: **W**

Race No. 15

K4 1000 MEN

Thursday, 28.07.2005

10.38

1-3 FIN, 4-7 + 8th B.T. TO SF

HEAT 1/2

1	4	 POL	295 322 326 311	BAUMANN PAWEŁ TWARDOWSKI MAREK WYSOCKI ADAM MENDELSKI TOMASZ	2:54.768	42.003 (3) 0.640 1:25.248 (1) 2:09.428 (1)
2	6	 ESP	77 87 84 73	CRAVIOTTO SAUL PRIETO BORJA MUNOZ MANUEL ACUNA JAIME	2:56.232 1.464	42.215 (4) 0.852 1:25.860 (2) 0.612 2:11.153 (2) 1.725
3	5	 HUN	191 205 212 187	KAMMERER ZOLTAN STORCZ BOTOND VERECKAI AKOS HORVATH GABOR	2:57.156 2.388	41.363 (1) 1:28.352 (5) 3.104 2:12.479 (3) 3.051
4	7	 CZE	59 45 49 57	SOUCEK JAN ANDRLIK JAN CHORVATH MARTIN POLIVKA JIRI	2:57.864 3.096	43.578 (9) 2.215 1:29.234 (6) 3.986 2:14.204 (4) 4.778
5	9	 BLR	20 11 26 19	PIATRUSHENKA RAMAN ABALMASAV ALIAKSEI TURCHYN DZIAMIAN MAKHNEV VADZIM	2:59.628 4.860	41.703 (2) 0.340 1:27.397 (4) 2.149 2:23.839 (9) 14.411
6	3	 RUS	379 378 370 391	MALYUKOV ALEXANDER MALYSHEV ALEXEY KOSILOV SERGEY VISHNYAKOV KONSTANTIN	3:00.420 5.652	42.628 (6) 1.265 1:30.612 (7) 5.264 2:18.712 (6) 9.284
7	2	 ITA	246 234 237 240	SCADUTO ANTONIO FACCHIN ANDREA JAZBEC JAKA PIEMONTE LUCA	3:00.960 6.192	42.408 (5) 1.045 1:26.504 (3) 1.256 2:19.472 (7) 10.044
8	1	 UKR	449 461 438 445	KOPISTINSKY ROMAN SOKRUTA OLEKSANDR BARDASH OLEKSANDR FESUN SERGIY	3:01.584 6.816	43.002 (7) 1.639 1:31.135 (8) 5.887 2:19.904 (8) 10.476
9	8	 POR	334 466 332 333	RAMALHO JOSE FERNANDES DAVID GOMES PEDRO JESUS SERGIO	3:05.388 10.620	43.281 (8) 1.918 1:31.945 (9) 6.697 2:15.327 (5) 5.899

Chief Official: **Elly Muller**Water: **19 °C**Chief Finishing: **Cathy Wynne**Air: **24 °C**Course Umpire: **P. Bland, S. Fontana Esteve**Wind Force: **2 m/s**Starter: **Bartosz Kasprzak**Direction: **W**

Race No. 16









K4 1000 MEN

Thursday, 28.07.2005

10.45

1-3 FIN, 4-7 + 8th B.T. TO SF

HEAT 2/2

1	8	 SVK	424 RISZDORFER RICHARD 425 RISZDORFER MICHAL 427 VLCEK ERIK 414 ERBAN ROBERT	2:57.461	
2	4	 ROM	341 BABAN MARIAN 340 ANTON ALIN 349 MADA FLOREAN 361 STEFAN VASILE	2:57.989 0.528	
3	6	 BUL	36 KASANOV MILKO 34 CHRISTOV IVAN 37 MERKOV PETAR 38 YORDANOV YORDAN	2:58.643 1.182	2:12.059 (1)
4	3	 GER	128 BROECKL NORMAN 126 BACH BJORN 134 GOLDSCHMIDT ARNDT 125 ALTEPOST LUTZ	2:59.765 2.304	
5	5	 NOR	291 NAESS MATTIS 292 NORENBORG JACOB 290 LARSEN EIRIK VERAS 287 FJELDHEIM NILS OLAV	2:59.813 2.352	
6	7	 FRA	107 BOUKPETI OLIVER 115 SAUNIER BORIS 109 COLIN PHILIPPE 114 LE CRUBIER VINCENT	3:00.053 2.592	
7	2	 GBR	121 DARBY-DOWMAN RICHARD 119 DANIELS THOMAS 120 DARBY-DOWMAN PAUL 123 SABBERTON ROSS	3:07.895 10.434	
8	1	 GRE	158 KATOGIAS KONSTANTIN 169 SEITARIDIS ANDREAS 155 BIBIS STYLIANOS 160 KYRIAKOULIS T.	3:22.979 25.518	

Chief Official: **Elly Muller**

Water: **19 °C**

Chief Finishing: **Cathy Wynne**

Air: **24 °C**





Course Umpire: **I. Konstantinidis, G. Toth**

Wind Force: **2 m/s**

Starter: **Bartosz Kasprzak**

Direction: **W**








Race No. 17 K1 500 MEN Thursday, 28.07.2005 15.00
 1-6 TO SF +3 BEST NEXT BY TIME HEAT 1/4

1	5	 HUN	212	VERECKAI AKOS	1:38.059	48.227 (1)
2	3	 DEN	64	BLEIBACH KASPER	1:38.557 0.498	48.488 (2) 0.261
3	6	 UKR	462	TERESCHENKO VLADISLAV	1:39.889 1.830	49.520 (5) 1.293
4	7	 POR	337	SILVA EMANUEL	1:40.315 2.256	50.056 (6) 1.829
5	1	 ITA	234	FACCHIN ANDREA	1:40.489 2.430	48.901 (3) 0.674
6	4	 SVK	416	GELLE PETER	1:41.869 3.810	50.880 (7) 2.653
7	2	 CYP	43	PAVLOVIC DJORDIE	1:42.961 4.902	49.319 (4) 1.092
8	8	 ARM	1	ANDREASYAN ARAM	1:47.581 9.522	51.564 (8) 3.337

Chief Official: **Elly Muller**
 Chief Finishing: **Cathy Wynne**
 Course Umpire: **P. Bland, S. Fontana Esteve**
 Starter: **Etienne Janssens**

Water: **20 °C**
 Air: **28 °C**
 Wind Force: **2 m/s**
 Direction: **W**








Race No. 19 K1 500 MEN Thursday, 28.07.2005 15.10
 1-6 TO SF +3 BEST NEXT BY TIME HEAT 3/ 4

1	8	 CRO	39	JANIC STJEPAN	1:39.462	47.566 (1)
2	2	 NOR	290	LARSEN EIRIK VERAS	1:40.254 0.792	50.473 (6) 2.907
3	5	 ESP	85	PEREZ CARLOS	1:40.428 0.966	47.928 (2) 0.362
4	4	 RUS	387	SHKIOTOV ANDREY	1:40.560 1.098	48.347 (3) 0.781
5	7	 CZE	49	CHORVATH MARTIN	1:41.376 1.914	49.693 (4) 2.127
6	3	 SLO	407	ZUPANCIC REGENT JERNIEJ	1:42.168 2.706	51.212 (7) 3.646
7	6	 FIN	98	LATVAMAKI KIMMO	1:42.486 3.024	50.105 (5) 2.539

Chief Official: **Elly Muller**
 Chief Finishing: **Cathy Wynne**
 Course Umpire: **P. Bland, S. Fontana Esteve**
 Starter: **Etienne Janssens**

Water: **20 °C**
 Air: **28 °C**
 Wind Force: **2 m/s**
 Direction: **W**










Race No. 20 K1 500 MEN Thursday, 28.07.2005 15.15
 1-6 TO SF +3 BEST NEXT BY TIME HEAT 4/ 4

1	3	 BUL	37	MERKOV PETAR	1:38.863	47.981 (1)
2	5	 GER	125	ALTEPOST LUTZ	1:39.193 0.330	48.847 (2) 0.866
3	6	 POL	311	MENDELSKI TOMASZ	1:39.841 0.978	50.058 (5) 2.077
4	4	 LTU	274	VAICIKONIS VYTAUTAS	1:41.497 2.634	49.332 (3) 1.351
5	2	 SUI	408	FAH SIMON	1:41.797 2.934	49.620 (4) 1.639
6	8	 GRE	167	PAPANDREOU APOSTOLOS	1:44.701 5.838	50.842 (6) 2.861
7	7	 AUT	4	ENDL CHRISTIAN	1:46.819 7.956	51.601 (7) 3.620

Chief Official: **Elly Muller**
 Chief Finishing: **Cathy Wynne**
 Course Umpire: **A. Mayer, I. Huszar**
 Starter: **Etienne Janssens**

Water: **20 °C**
 Air: **28 °C**
 Wind Force: **2 m/s**
 Direction: **W**










Race No. 21 C1 500 MEN Thursday, 28.07.2005 15.20
 1-3 FIN, 4-7 + 8th B.T. TO SF HEAT 1/ 2

1	7	 POL	294	BARASZKIEWCZ PAWEŁ	1:50.090	54.411 (1)
2	6	 CZE	50	DOKTOR MARTIN	1:50.786 0.696	55.478 (3) 1.067
3	5	 RUS	381	OPALEV MAXIM	1:50.954 0.864	55.774 (4) 1.383
4	4	 ESP	76	CAL DAVID	1:52.112 2.022	56.169 (6) 1.758
5	2	 FRA	111	GOUBEL MATHIEU	1:52.454 2.364	54.931 (2) 0.520
6	9	 GRE	159	KILIGKARIDIS ANDREAS	1:54.752 4.662	1:00.300 (9) 5.889
7	3	 SVK	423	OSTRCIL MARIAN	1:54.932 4.842	57.974 (8) 3.563
8	8	 ROM	359	SIMIONCENCU SILVIU	1:55.220 5.130	56.739 (6) 2.328
9	1	 CRO	41	LJUBEK NIKICA	2:09.392 19.302	57.392 (7) 2.981

Chief Official: **Elly Muller**
 Chief Finishing: **Cathy Wynne**
 Course Umpire: **P. Bland, S. Fontana Esteve**
 Starter: **Etienne Janssens**

Water: **20 °C**
 Air: **28 °C**
 Wind Force: **2 m/s**
 Direction: **W**




Race No. 22 C1 500 MEN Thursday, 28.07.2005 15.25
 1-3 FIN, 4-7 + 8th B.T. TO SF HEAT 2/ 2

1	5	 GER	129	DITTMER ANDREAS	1:50.757	53.443 (1)
2	7	 HUN	194	KOLONICS GYORGY	1:51.513 0.756	59.562 (8) 6.119
3	3	 BUL	31	ATANASOV STANIMIR	1:52.401 1.644	54.422 (3) 0.979
4	4	 BLR	17	KANDRATSUK ANATOLI	1:53.025 2.268	53.905 (2) 0.462
5	1	 LTU	273	SHUKLIN JEVGENIJ	1:53.325 2.568	54.672 (4) 1.229
6	8	 ITA	228	CANNONE ANTONIO D.	1:53.721 2.964	57.929 (6) 4.486
7	9	 EST	95	TSUSKIN DANEK	1:58.905 8.148	59.034 (7) 5.591
8	2	 LAT	252	KLEMENTJEVS JEFIMIJS	2:14.417 23.660	55.814 (5) 2.171
	6	 UKR	442	DEMYANENKO VALENTIN	DSQ	

Chief Official: **Elly Muller**
 Chief Finishing: **Cathy Wynne**
 Course Umpire: **A. Mayer, I. Huszar**
 Starter: **Etienne Janssens**

Water: **20 °C**
 Air: **28 °C**
 Wind Force: **2 m/s**
 Direction: **W**



Race No. 23 K1 500 WOMEN Thursday, 28.07.2005 15.30
 1 TO FIN, 2-7 TO SF, REST OUT HEAT 1/3

1	5	 HUN	213	VISKI ERZSZELET	1:52.159	54.450 (2) 0.511
2	7	 ESP	86	PORTELA TERESA	1:53.533 1.374	53.939 (1)
3	6	 SVK	415	ERBANOVA MARCELA	1:53.797 1.638	55.508 (3) 1.569
4	4	 ISR	222	PEISSAKHOVITCH LARISSA	1:58.441 6.282	57.482 (5) 3.543
5	2	 ITA	247	SGROI FABIANA	1:58.687 6.528	58.003 (8) 4.064
6	8	 SLO	406	PONOMARENKO SPELA	1:59.203 7.044	55.987 (4) 2.048

Chief Official: **Elly Muller**
 Chief Finishing: **Cathy Wynne**
 Course Umpire: **P. Bland, S. Fontana Esteve**
 Starter: **Etienne Janssens**

Water: **20 °C**
 Air: **28 °C**
 Wind Force: **2 m/s**
 Direction: **W**

Race No. 24 K1 500 WOMEN Thursday, 28.07.2005 15.35
 1 TO FIN, 2-7 TO SF, REST OUT HEAT 2/3

1	6	 POL	305	GLĄŻEWSKA KAROLINA	1:52.386	55.615 (2) 0.337
2	4	 FIN	102	RIKALA ANNE	1:52.638 0.252	55.278 (1)
3	5	 BEL	10	SANTY PETRA	1:57.558 5.172	56.601 (3) 1.323
4	8	 DEN	70	PONTOPPIDAN BIRGIT	1:58.056 5.670	57.870 (5) 2.592
5	3	 RUS	393	YATSUN MARINA	2:00.462 8.076	57.218 (4) 1.940
6	2	 LTU	260	AGAFONOVA ALA	2:04.554 12.168	59.128 (6) 3.850
7	7	 EST	94	TORTSOVA NATALIA	2:11.682 19.296	1:03.728 (7) 8.450

Chief Official: **Elly Muller**
 Chief Finishing: **Cathy Wynne**
 Course Umpire: **A. Mayer, I. Huszar**
 Starter: **Etienne Janssens**

Water: **20 °C**
 Air: **28 °C**
 Wind Force: **2 m/s**
 Direction: **W**

Race No. 25






K1 500 WOMEN

Thursday, 28.07.2005

15.40

1 TO FIN, 2-7 TO SF, REST OUT

HEAT 3/ 3

1	5	 GER	149	REINHARDT NICOLE	1:52.652	53.744 (1)
2	7	 GRE	154	ALEXOPOULOU ATHINA	1:54.530 1.878	55.423 (2) 1.679
3	6	 CZE	52	FUTEROVA BARBORA	1:54.872 2.220	55.966 (3) 2.222
4	4	 NOR	286	FEVANG ELLEN	1:56.246 3.594	56.503 (4) 2.759
5	2	 SCG	400	NADJ ANTONIJA	2:04.370 11.718	59.462 (5) 5.718

Chief Official: **Elly Muller**Water: **20 °C**Chief Finishing: **Cathy Wynne**Air: **28 °C**Course Umpire: **P. Bland, S. Fontana Esteve**Wind Force: **2 m/s**Starter: **Etienne Janssens**Direction: **W**

Race No. 26

K2 500 MEN

Thursday, 28.07.2005

15.45

1-6 TO SF +3 BEST NEXT BY TIME

HEAT 1/4

1	5	 GER	148 152	RAUHE RONALD WESKOTTER TIM	1:28.832	43.394 (2) 0.245
2	4	 POL	322 326	TWARDOWSKI MAREK WYSOCKI ADAM	1:28.964 0.132	43.713 (3) 0.564
3	7	 SVK	424 427	RISZDORFER RICHARD VLCEK ERIK	1:29.990 1.158	44.066 (4) 0.917
4	3	 FRA	107 115	BOUKPETI OLIVER SAUNIER BORIS	1:30.848 2.016	44.651 (5) 1.502
5	6	 DEN	65 68	HAMANN KASPER NIELSEN CASPER	1:31.130 2.298	43.149 (1)
6	8	 BEL	9 8	MAESEN BOB D'HAENE WOUTER	1:32.216 3.384	47.193 (8) 4.044
7	2	 SUI	409 410	GUBSER DAVID GUBSER REMO	1:32.366 3.534	45.351 (6) 2.202
8	1	 POR	334 466	RAMALHO JOSE FERNANDES DAVID	1:33.602 4.770	46.620 (7) 3.471

Chief Official: **Elly Muller**

Water: **20 °C**

Chief Finishing: **Cathy Wynne**

Air: **28 °C**

Course Umpire: **A. Mayer, I. Huszar**

Wind Force: **2 m/s**

Starter: **Peter Moule**

Direction: **W**

Race No. 27








K2 500 MEN

Thursday, 28.07.2005

15.50

1-6 TO SF +3 BEST NEXT BY TIME

HEAT 2 / 4

1	5	 LTU	263 261	DUONELA ALVYDAS BALCIUNAS EGIDIJUS	1:30.579	43.969 (1)
2	3	 CZE	62 54	SVAB FILIP HOLUBAR PAVEL	1:31.179 0.600	44.768 (4) 0.800
3	6	 ROM	339 358	ANGHEL JONUT SEVICI MARIAN	1:31.527 0.948	44.283 (2) 0.314
4	4	 HUN	191 198	KAMMERER ZOLTAN KUCSERA GABOR	1:32.661 2.082	45.009 (6) 1.040
5	2	 UKR	450 444	KREMER MYKOLA EPISHKIN VITALY	1:34.515 3.936	44.523 (3) 0.554
6	7	 FIN	100 101	PALMROTH LAURI PITKANEN PETTERI	1:35.871 5.292	47.000 (6) 3.031
7	8	 CYP	42 44	KYRIACOV MICHALIS SAULESCU DANIEL	1:46.713 16.134	51.354 (7) 7.385

Chief Official: **Elly Muller**

Water: 20 °C

Chief Finishing: **Cathy Wynne**








Air: 28 °C

Course Umpire: **P. Bland, S. Fontana Esteve**

Wind Force: 2 m/s

Starter: **Peter Moule**Direction: **W**

Race No. 28 K2 500 MEN Thursday, 28.07.2005 15.55
 1-6 TO SF +3 BEST NEXT BY TIME HEAT 3/ 4

1	4	 ESP	81 90	LLERA FRANCISCO VINDEL DAMIAN	1:30.593	43.820 (3) 0.877
2	5	 RUS	394 389	ZARUBIN ROMAN TURCHENKOV DENIS	1:30.947 0.354	42.943 (1)
3	3	 EST	91 93	BECKER PEETER TOOTSI TARMO	1:32.717 2.124	43.434 (2) 0.491
4	6	 IRL	215 216	FLEMING NEIL MALONEY BRENDAN	1:33.473 2.880	44.391 (4) 1.448
5	7	 ITA	231 249	CONSTANTINI GIACOMO TOFANI PIERPAOLO	1:34.175 3.582	46.175 (5) 3.232
6	8	 GRE	166 161	NIKOLOPOULOS NIKOLAOS LADAS ANTONIOS	1:38.123 7.530	48.834 (7) 5.891
7	2	 ARM	2 3	ASMARYAN GEVORG MIRIJANYAN SARGIS	1:38.573 7.980	47.129 (6) 4.186

Chief Official: **Elly Muller**
 Chief Finishing: **Cathy Wynne**
 Course Umpire: **A. Mayer, I. Huszar**
 Starter: **Peter Moule**

Water: **20 °C**
 Air: **28 °C**
 Wind Force: **2 m/s**
 Direction: **W**

Race No. 29




K2 500 MEN

Thursday, 28.07.2005

16.00

1-6 TO SF +3 BEST NEXT BY TIME

HEAT 4/ 4

1	8	 LAT	255 259	STALMANIS RONALDS ZALUPE KRISTAPS	1:30.709	43.789 (1)
2	4	 SWE	436 437	SVANQVIST CHRISTIAN SVENSSON ANDERS	1:31.555 0.846	44.285 (2) 0.496
3	5	 BLR	24 15	STRELCHANKA STANISLAV BICHAN RUSLAN	1:32.539 1.830	45.568 (4) 1.779
4	7	 NED	284 281	V.D. POL TOBIAS HOEKSTRA NIELS	1:32.719 2.010	44.789 (3) 1.000
5	6	 NOR	292 289	NORENBERG JACOB LANGSLET JOSTEIN	1:33.055 2.346	49.954 (7) 6.165
6	3	 MDA	277 276	TUROV VLADIMIR BESPALOV VLADIMIR	1:33.865 3.156	46.146 (5) 2.357
7	2	 AUT	4 5	ENDL CHRISTIAN HODLSBERGER DANIEL	1:36.229 5.520	48.114 (6) 4.325

Chief Official: **Elly Muller**

Chief Finishing: **Cathy Wynne**

Course Umpire: **P. Bland, S. Fontana Esteve**

Starter: **Peter Moule**

Water: **20 °C**

Air: **28 °C**

Wind Force: **2 m/s**

Direction: **W**

Race No. 30








C2 500 MEN

Thursday, 28.07.2005

16.05

1-3 FIN, 4-7 + 8th B.T. TO SF

HEAT 1/2

1	3	 GER	133 153	GILLE CHRISTIAN WYLENZEK TOMASZ	1:42.050	49.883 (1)
2	5	 HUN	195 179	KOVACS GERGELY BOZSIK ATTILA	1:43.562 1.512	50.423 (3) 0.540
3	4	 ROM	346 351	COND RAT PETRE MIRONCIC FLORIN	1:43.886 1.836	50.220 (2) 0.337
4	2	 CZE	53 48	HELLER JIRI BRECKA JAN	1:44.384 2.334	51.765 (5) 1.882
5	6	 UKR	456 443	PROKOPENKO MAKSYM DZHALILOV RUSLAN	1:46.502 4.452	51.232 (4) 1.349
6	7	 SVK	413 417	BIKSADSKY DANIEL HAGARA LUBOMIR	1:46.910 4.860	51.886 (6) 2.103
7	8	 LAT	253 257	PRANKS GATIS SUDEIKIS ANDREJS	1:49.718 7.668	53.136 (7) 3.253

Chief Official: Ely Muller

Chief Finishing: Cathy Wynne

Course Umpire: A. Mayer, I. Huszar

Starter: Peter Moule

Water: 20 °C

Air: 28 °C

Wind Force: 2 m/s

Direction: W

Race No. 31







C2 500 MEN

Thursday, 28.07.2005

16.10

1-3 FIN, 4-7 + 8th B.T. TO SF

HEAT 2/ 2

1	5	 POL	325 327	WOSZCZYŃSKI ŁUKASZ ŚLIWIŃSKI MICHAŁ	1:42.799	50.646 (3) 1.031
2	4	 RUS	372 371	KOVALEV ALEXANDER KOSTOGLOD ALEXANDER	1:44.227 1.428	49.616 (1)
3	6	 BLR	23 29	SHCHARBAK KANSTANTIN VAUCHETSKI ALIAKSANDR	1:44.605 1.806	51.353 (5) 1.738
4	3	 ESP	75 83	BEA JOSE ALFREDO MASCATO DAVID	1:44.983 2.184	51.103 (4) 1.488
5	7	 FRA	113 106	LAVIGNE YANNICK BARBEY LAURENT	1:45.919 3.120	51.534 (6) 1.919
6	2	 LTU	266 264	LABUCKAS RAIMUNDAS GADEIKIS TOMAS	1:50.707 7.908	49.971 (2) 0.356

Chief Official: **Elly Muller**

Water: **20 °C**

Chief Finishing: **Cathy Wynne**

Air: **28 °C**








Course Umpire: **P. Bland, S. Fontana Esteve**

Wind Force: **2 m/s**

Starter: **Peter Moule**

Direction: **W**

Race No. 32 K2 500 WOMEN Thursday, 28.07.2005 16.15
 1-3 FIN, 4-7 + 8th B.T. TO SF HEAT 1/2

1	5	 HUN	196	KOVACS KATALIN JANICS NATASA	1:41.206	49.094 (1)
			188			
2	8	 CZE	47	BLAHOVA JANA STRNADOVA MICHAELA	1:44.020 2.814	51.252 (5) 2.158
			61			
3	3	 FRA	110	DELATTRE MARIE VIARD ANNE LAURE	1:45.112 3.906	50.716 (3) 1.622
			116			
4	9	 AUT	6	SCHLITZER PETRA SCHWARZ VIKTORIA	1:45.382 4.176	53.550 (9) 4.456
			7			
5	6	 ROM	364	VULPES FLORICA TALPA LIDIA	1:46.384 5.178	52.554 (8) 3.460
			363			
6	2	 RUS	388	TISHCHENKO TATIANA PISHCHULINA NADEZDA	1:47.026 5.820	51.038 (4) 1.942
			383			
7	7	 GBR	118	COULSON ABIGAIL HARDY LUCY	1:47.554 6.348	51.672 (6) 2.578
			122			
8	1	 UKR	446	GOLUBOTSKAYA LUDMILA KUSHANOVA LARISA	1:49.822 8.616	52.300 (7) 3.206
			451			
	4	 ESP	82	MANCHON BEATRIZ SMIDAKOVA JANA	DSQ	50.179 (2) 1.085
			88			

Chief Official: **Elly Muller**
 Chief Finishing: **Cathy Wynne**
 Course Umpire: **A. Mayer, I. Huszar**
 Starter: **Peter Moule**

Water: **20 °C**
 Air: **28 °C**
 Wind Force: **2 m/s**
 Direction: **W**

Race No. 33










K2 500 WOMEN

Thursday, 28.07.2005

16.20

1-3 FIN, 4-7 + 8th B.T. TO SF

HEAT 2 / 2

1	4	 POL	320 318	SOKOŁOWSKA-KULESZA BEATA SKOWROŃ JOANNA	1:43.054	50.689 (1)
2	3	 SVK	418 419	KMETOVA IVANA KOHLOVA MARTINA	1:43.618 0.564	51.147 (3) 0.458
3	5	 GER	145 147	NOLLEN MAIKE OPGEN-RHEIN NADINE	1:43.924 0.870	50.933 (2) 0.244
4	8	 DEN	63 67	BARFOD METTE LOLK ANNE	1:43.936 0.882	52.265 (5) 1.576
5	2	 FIN	96 97	HONKANEN JENNI INHA LAURA	1:44.368 1.314	53.358 (8) 2.669
6	7	 ISR	220 219	KARMI LIOR GAFNI ADI	1:45.136 2.082	52.751 (6) 2.082
7	9	 POR	335 338	RODRIGUES HELENA SOUSA JOANA	1:47.098 4.044	52.996 (7) 2.307
8	6	 ITA	244 236	RICCIOTTI ANNA ODETTE FAGIOLI ALICE	1:47.470 4.416	51.536 (4) 0.847
9	1	 LTU	260 262	AGAFONOVA ALA CERNIAKOVA JEVGENIA	1:58.954 15.900	53.799 (9) 3.110

Chief Official: **Elly Muller**

Chief Finishing: **Cathy Wynne**

Course Umpire: **P. Bland, S. Fontana Esteve**

Starter: **Peter Moule**


Water: **20 °C**

Air: **28 °C**

Wind Force: **2 m/s**

Direction: **W**

Race No. 35 K4 500 MEN Thursday, 28.07.2005 16.30
 1-3 FIN, 4-7 + 8th B.T. TO SF HEAT 1/2

1	2	 SVK	425 RISZDORFER MICHAL 426 TARR JURAJ 428 WEBAUER ANDREJ 414 ERBAN ROBERT	1:20.486	39.328 (1)
2	6	 GER	128 BROECKL NORMAN 126 BACH BJORN 143 LUBISCH TORSTEN 135 GOLDSCHMIDT BJORN	1:21.482 0.996	40.386 (4) 1.058
3	5	 HUN	204 SIK MARTON 181 CSAMANGO ATTILA 175 BETHELENFALVI ISTVAN 178 BOZSIK GABOR	1:21.512 1.026	40.879 (5) 1.551
4	3	 ITA	246 SCADUTO ANTONIO 225 BENEDINI FRANCO 237 JAZBEC JAKA 240 PIEMONTE LUCA	1:22.184 1.698	39.683 (2) 0.355
5	8	 BUL	38 YORDANOV YORDAN 34 CHRISTOV IVAN 35 GAUCHEV CHRISTO 33 CHALAKOV ENCHO	1:22.682 2.196	41.735 (6) 2.407
6	4	 RUS	379 MALYUKOV ALEXANDER 378 MALYSHEV ALEXEY 370 KOSILOV SERGEY 391 VISHNYAKOV KONSTANTIN	1:23.318 2.832	40.080 (3) 0.752
7	7	 POR	330 CORREIA LEONEL 336 SANTOS PEDRO 332 GOMES PEDRO 333 JESUS SERGIO	1:25.706 5.220	43.087 (7) 3.759
8	1	 GRE	158 KATOGIAS KONSTANTIN 155 BIBIS STYLIANOS 160 KYRIAKOULIS T. 169 SEITARIDIS ANDREAS	1:32.048 11.562	45.554 (8) 6.226

Chief Official: **Elly Muller**

Water: **20 °C**

Chief Finishing: **Cathy Wynne**

Air: **28 °C**








Course Umpire: **P. Bland, S. Fontana Esteve**

Wind Force: **2 m/s**

Starter: **Bartłomiej Kasprzak**

Direction: **W**

Race No. 36 **K4 500 MEN** Thursday, 28.07.2005 16.35
 1-3 FIN, 4-7 + 8th B.T. TO SF HEAT 2/ 2

1	5	 BLR	20 PIATRUSHENKA RAMAN 11 ABALMASAV ALIAKSEI 26 TURCHYN DZIAMIAN 19 MAKHNEV VADZIM	1:20.341	39.457 (1)
2	4	 ROM	341 BABAN MARIAN 340 ANTON ALIN 349 MADA FLOREAN 361 STEFAN VASILE	1:21.097 0.756	39.755 (2) 0.298
3	8	 CZE	46 BATKA SVATOPLUK 60 STERBA JAN 55 LESTINA KAREL 59 SOUCEK JAN	1:21.817 1.476	40.054 (3) 0.597
4	6	 POL	329 ŻĄDŁO TOMASZ 310 KUJAWSKI MARIUSZ 307 GÓRSKI TOMASZ 302 GAWRYCH PRZEMYSŁAW	1:21.913 1.572	40.569 (4) 1.112
5	2	 UKR	449 KOPISTINSKY ROMAN 461 SOKRUTA OLEKSANDR 438 BARDASH OLEKSANDR 445 FESUN SERGIY	1:23.353 3.012	41.926 (6) 2.468
6	3	 NOR	293 WEFALD ALEX 288 GJERSOE ANDREAS 291 NAESS MATTIS 287 FJELDHEIM NILS OLAV	1:23.671 3.330	41.269 (5) 1.812
7	7	 SCG	399 KOVACIC IGOR 402 SOTI JOZEF 396 ILIC ZELJKO 403 STANOJEVIC DUSKO	1:25.333 4.992	42.666 (7) 3.229

Chief Official: **Elly Muller**
 Chief Finishing: **Cathy Wynne**
 Course Umpire: **A. Mayer, I. Huszar**
 Starter: **Bartłomiej Kasprzak**

Water: **20 °C**
 Air: **28 °C**
 Wind Force: **2 m/s**
 Direction: **W**

Race No. 37







K4 500 WOMEN

Thursday, 28.07.2005

16.40

1-3 FIN, 4-7 + 8th B.T. TO SF

HEAT 1/2

1	4	 ESP	88 SMIDAKOVA JANA 86 PORTELA TERESA 89 VARELA ANA 78 GARCIA MA ISABEL	1:34.840	46.295 (1)
2	3	 SWE	434 NORDLOW JOSEFIN 432 JOHANSSON KARIN 433 KARLSSON ANNA 435 PALDANIUS SOFIA	1:35.314 0.474	46.600 (2) 0.305
3	7	 NED	278 BULK NICOLE 283 ROOS FEMKE 285 YOSEF TAMARA 280 HAAZE EEF	1:37.246 2.406	49.027 (6) 2.732
4	2	 SCG	401 PANDA ANTONIJA 398 KNEZEVIC MILJANA 397 KLIMPF JELENA 404 TIBOR MARTA	1:37.354 2.514	47.744 (3) 1.449
5	5	 UKR	465 ZHUK LUDMILA 454 OSYPENKO INNA 459 SEMIKINA TETIANA 455 PALAMARCHUK JULIYA	1:37.396 2.556	48.324 (4) 2.029
6	6	 ROM	352 PLATON ALINA 345 CIOBANU MARIANA 356 PRUTEANU COSMINA 342 BARSAN IONELA	1:39.034 4.194	48.736 (5) 2.441

Chief Official: **Elly Muller**

Chief Finishing: **Cathy Wynne**

Course Umpire: **P. Bland, S. Fontana Esteve**

Starter: **Bartłomiej Kasprzak**

Water: **20 °C**

Air: **28 °C**

Wind Force: **2 m/s**

Direction: **W**

Race No. 38







K4 500 WOMEN

Thursday, 28.07.2005

16.45

1-3 FIN, 4-7 + 8th B.T. TO SF

HEAT 2/ 2

1	5	 HUN	199 173 206 177	PAKSY TIMEA BENEDEK DALMA SZABO SZILVIA BOTA KINGA	1:33.225	45.945 (3) 0.782
2	2	 GER	142 151 137 150	LEONHARDT CAROLIN WASSMUTH CONNY HOERMANN JUDITH WAGNER-AUGUSTIN KATRIN	1:33.459 0.234	45.163 (1)
3	6	 POL	312 298 309 299	MIKOŁAJCZYK BEATA CHOJNACKA MAŁGORZATA KONIECZNA ANETA CZAJCZYŃSKA MAŁGORZATA	1:33.777 0.552	45.589 (2) 0.426
4	4	 RUS	375 382 385 365	KUDINOVA SVETLANA PETROVA NADEZDA SALAKHOVA JULIANA ANDREEVA TATIANA	1:36.813 3.588	46.886 (4) 1.723
5	3	 BLR	28 14 25 12	VAKULA SVIATLANA BANDARENKA NATALIA TOROPOVA ALESIA AKHREMCHYK VERANIKA	1:40.341 7.116	49.848 (5) 4.685
6	7	 GRE	170 168 163 157	ZELIOTI-SOUZOU DANAI PATRELAKI ELEFThERIA MPARDAKLI ALEXANDRA KAPAKLI EFSTATHIA	1:47.331 14.106	52.185 (6) 7.022

Chief Official: **Elly Muller**

Water: 20 °C

Chief Finishing: **Cathy Wynne**

Air: 28 °C

Course Umpire: **A. Mayer, I. Huszar**

Wind Force: 2 m/s

Starter: **Bartłomiej Kasprzak**

Direction: **W**

Race No. 39










K1 1000 MEN

Friday, 29.07.2005

09.00

1-3 TO FIN, REST OUT

SF 1/2

1	5	 HUN	174	BENKO ZOLTAN	3:39.512	52.653 (3) 0.685 1:47.606 (2) 0.508 2:43.638 (1)
2	7	 SLO	407	ZUPANCIC REGENT JERNIEJ	3:40.412 0.900	53.250 (4) 1.282 1:49.004 (4) 1.906 2:44.444 (2) 0.806
3	6	 ESP	79	GONZALEZ AIKE	3:41.222 1.710	52.344 (2) 0.376 1:47.098 (1) 2:45.150 (3) 1.512
4	4	 POL	306	GLĄŻEWSKI RAFAŁ	3:41.552 2.040	51.968 (1) 1:48.100 (3) 1.002 2:45.779 (4) 2.141
5	2	 ITA	238	MALUSA LUCA	3:45.338 5.826	54.178 (6) 2.210 1:50.894 (6) 3.796 2:48.834 (6) 5.196
6	1	 SCG	399	KOVACIC IGOR	3:45.854 6.342	54.576 (7) 2.608 1:52.766 (8) 5.668 2:51.248 (8) 7.610
7	3	 RUS	369	ILIN ANDREY	3:45.872 6.360	53.885 (5) 1.917 1:50.314 (5) 3.216 2:48.049 (5) 4.411
8	9	 FIN	99	MIKKONEN KALLE	3:47.246 7.734	54.986 (8) 3.018 1:52.324 (7) 5.226 2:49.882 (7) 6.244
9	8	 DEN	72	WRAAE KIM	4:00.500 20.988	55.296 (9) 3.328 1:53.984 (9) 6.886 2:55.285 (9) 11.647

Chief Official: **Elly Muller**

Chief Finishing: **Cathy Wynne**

Course Umpire: **A. Mayer, I. Huszar**

Starter: **Etienne Janssens**

Water: **20 °C**

Air: **28 °C**

Wind Force: **2 m/s**










Direction: **W**

Race No. 40		K1 1000 MEN		Friday, 29.07.2005	09.07
1-3 TO FIN, REST OUT					SF 2/ 2
1	7	 POR	337	SILVA EMANUEL	3:39.665 53.638 (5) 2.872 1:48.628 (3) 0.887 2:44.242 (3) 1.478
2	6	 ISR	223	YELLIN ROEI	3:39.855 0.19 54.049 (6) 3.283 1:47.741 (1) 2:42.764 (1)
3	5	 UKR	462	TERESCHENKO VLADISLAV	3:39.865 0.20 64.387 (7) 3.621 1:50.627 (6) 2.886 2:43.550 (2) 0.786
4	3	 GBR	117	ALMASI PETER	3:40.405 0.74 52.921 (3) 2.155 1:50.013 (5) 2.272 2:45.137 (4) 2.373
5	4	 NED	282	KOENDERS ROBIN	3:45.025 5.36 53.275 (4) 2.509 1:48.147 (2) 0.406 2:47.809 (6) 5.045
6	8	 SUI	408	FAH SIMON	3:45.465 5.80 50.766 (1) 1:49.034 (4) 1.293 2:46.483 (5) 3.719
7	9	 LTU	268	NEKRIOSIUS RICARDAS	3:46.325 6.66 55.037 (8) 4.271 1:51.766 (7) 4.025 2:49.350 (7) 6.586
8	2	 BUL	33	CHALAKOV ENCHO	3:47.635 7.97 52.555 (2) 1.789 1:52.795 (8) 5.054 2:50.928 (8) 8.164
9	1	 AUT	4	ENDL CHRISTIAN	3:52.275 12.61 55.825 (9) 5.059 1:53.747 (9) 6.006 2:52.201 (9) 9.437

Chief Official: **Elly Muller**
 Chief Finishing: **Cathy Wynne**
 Course Umpire: **I. Konstantinidis, G. Toth**
 Starter: **Etienne Janssens**

Water: **20 °C**
 Air: **28 °C**
 Wind Force: **2 m/s**
 Direction: **W**

Race No. 41 C1 1000 MEN Friday, 29.07.2005 09.14
 1-3 TO FIN, REST OUT SF 1/1

1	6	 BLR	30	ZHUKOVSKI ALIAKSANDR	4:05.939	1:02.295 (9) 4.136 2:10.414 (8) 10.384 2:11.443 (1)
2	4	 FRA	111	GUBEL MATHIEU	4:07.457 1.518	58.159 (1) 2:00.030 (1) 3:04.689 (2) 0.720
3	5	 POL	304	GRZYBOWSKI MARCIN	4:07.811 1.872	58.494 (2) 0.335 2:00.503 (2) 0.473 3:03.969 (1)
4	3	 GRE	159	KILIGKARIDIS ANDREAS	4:08.861 2.922	59.163 (4) 0.994 2:01.065 (3) 1.035 3:06.666 (4) 2.697
5	2	 UKR	460	SHIMANSKY STANISLAV	4:11.069 5.130	69.508 (5) 1.349 2:02.028 (4) 1.998 3:07.778 (5) 3.809
6	1	 LAT	254	PROKOPENKO ANDREJS	4:12.965 7.026	1:00.644 (8) 2.485 2:11.443 (9) 11.413 3:05.363 (3) 1.394
7	8	 ITA	228	CANNONE ANTONIO D.	4:23.087 17.148	58.812 (3) 0.653 2:02.568 (5) 2.538 3:08.547 (6) 4.578
8	9	 EST	92	HOZJAINOV ROMAN	4:33.891 27.952	1:00.162 (7) 2.003 2:06.855 (7) 6.825 3:18.774 (8) 14.805
	7	 CRO	41	LJUBEK NIKICA	DSQ	59.892 (6) 1.733 2:03.110 (6) 3.080 3:14.445 (7) 10.476

Chief Official: **Elly Muller**
 Chief Finishing: **Cathy Wynne**
 Course Umpire: **A. Mayer, I. Huszar**
 Starter: **Etienne Janssens**

Water: **20 °C**
 Air: **28 °C**
 Wind Force: **2 m/s**
 Direction: **W**

Race No. 42









K1 1000 WOMEN

Friday, 29.07.2005

09.21

1-3 TO FIN, REST OUT

SF 1/1

1	4	 SWE	435	PALDANIUS SOFIA	4:08.819	59.459 (3) 1.639 1:58.863 (1) 3:06.067 (2) 1.676
2	3	 ITA	244	RICCIOTTI ANNA ODETTE	4:11.969 3.150	57.820 (1) 2:00.787 (2) 2.124 3:04.391 (1)
3	6	 RUS	365	ANDREEVA TATIANA	4:13.409 4.590	1:07.012 (7) 9.192 2:02.300 (3) 3.637 3:12.484 (6) 8.093
4	2	 NOR	286	FEVANG ELLEN	4:13.499 4.680	58.670 (2) 0.850 2:06.581 (6) 7.918 3:09.151 (4) 4.760
5	5	 SLO	406	PONOMARENKO SPELA	4:15.251 6.432	59.787 (4) 1.967 2:03.305 (4) 4.642 3:07.757 (3) 3.366
6	8	 ESP	89	VARELA ANA	4:18.965 10.146	1:07.856 (8) 10.036 2:04.504 (5) 5.841 3:15.428 (8) 11.037
7	7	 DEN	70	PONTOPPIDAN BIRGIT	4:19.235 10.416	1:01.191 (5) 3.371 2:07.974 (7) 9.311 3:10.668 (5) 6.277
8	1	 EST	94	TORTSOVA NATALIA	4:42.581 33.762	1:01.909 (6) 4.089 2:18.820 (8) 20.157 3:31.399 (9) 27.008
	9	 GRE	164	MPOUZIKOU ELENI	DSQ	1:24.940 (9) 27.120 2:19.619 (9) 20.956 3:13.849 (7) 9.458

Chief Official: Elly Muller

Water: 20 °C

Chief Finishing: Cathy Wynne

Air: 28 °C

Course Umpire: I. Konstantinidis, G. Toth

Wind Force: 2 m/s

Starter: Etienne Janssens

Direction: W

Race No. 43










K2 1000 MEN

Friday, 29.07.2005

09.28

1-3 TO FIN, REST OUT

SF 1/2

1	6	 GER	140 136	IHLE ANDREAS HERSZEL MARCO	3:19.637	46.973 (4) 0.974 1:38.777 (4) 1.526 2:26.516 (2) 40.684
2	7	 RUS	380 390	MEDVEDEV ILYA VASILEV ANTON	3:20.957 1.320	47.368 (5) 1.359 1:37.703 (2) 0.452 2:28.079 (3) 42.247
3	4	 SUI	409 410	GUBSER DAVID GUBSER REMO	3:21.821 2.184	45.999 (1) 1:38.233 (3) 0.982 2:28.769 (4) 42.937
4	3	 ITA	225 249	BENEDINI FRANCO TOFANI PIERPAOLO	3:24.791 5.154	46.666 (3) 0.667 1:42.161 (7) 4.910 2:33.085 (7) 47.253
5	2	 DEN	69 71	NIELSEN LASSE SPLIID ADAM	3:26.447 6.810	48.136 (6) 2.137 1:40.914 (6) 3.663 2:32.292 (6) 46.460
6	9	 LTU	271 270	RAGAUŠKAS JONAS RADZEVIC ANDZEJ	3:26.753 7.116	48.508 (7) 2.509 1:39.816 (5) 2.565 2:30.805 (5) 44.773
7	1	 FIN	103 101	SELIVAARA JAAKKO PITKANEN PETTERI	3:27.797 8.160	48.854 (8) 2.855 1:44.613 (9) 7.362 2:33.748 (8) 47.916
8	8	 NED	281 279	HOEKSTRA NIELS FELDERHOFF NIELS	3:31.673 12.036	49.963 (9) 3.964 1:44.169 (8) 6.918 2:34.801 (9) 48.969
	5	 POL	317 313	SEROCZYŃSKI ADAM NOWAK TOMASZ	DSQ	46.346 (2) 0.347 1:37.251 (1) 1:45.832 (1)

Chief Official: **Elly Muller**

Water: **20 °C**

Chief Finishing: **Cathy Wynne**

Air: **28 °C**

Course Umpire: **A. Mayer, I. Huszar**

Wind Force: **2 m/s**

Starter: **Peter Moule**

Direction: **W**

Race No. 44

K2 1000 MEN

Friday, 29.07.2005

09.35

1-3 TO FIN, REST OUT

SF 2/2

1	4	 ROM	339 358	ANGHEL JONUT SEVICI MARIAN	3:18.953	47.361 (4) 1.071 1:36.707 (1) 2:27.024 (1)
2	3	 FRA	112 108	JOUBE SEBASTIEN CARRE CYRILLE	3:19.415 0.462	46.290 (1) 1:37.197 (2) 0.490 2:29.427 (4) 2.403
3	5	 SVK	426 428	TARR JURAJ WEBAUER ANDREJ	3:19.445 0.492	49.301 (7) 3.011 1:39.275 (5) 2.568 2:27.700 (2) 0.676
4	8	 LAT	255 259	STALMANIS RONALDS ZALUPE KRISTAPS	3:20.165 1.212	47.016 (3) 0.726 1:37.987 (3) 1.280 2:30.371 (5) 3.347
5	6	 IRL	215 216	FLEMING NEIL MALONEY BRENDAN	3:21.665 2.712	46.624 (2) 0.334 1:38.669 (4) 1.962 2:28.291 (3) 1.267
6	7	 POR	330 336	CORREIA LEONEL SANTOS PEDRO	3:22.415 3.462	48.576 (6) 2.286 1:40.903 (7) 4.196 2:31.970 (6) 4.946
7	2	 UKR	450 444	KREMER MYKOLA EPISHKIN VITALY	3:25.469 6.516	48.225 (5) 1.935 1:40.134 (6) 3.427 2:33.321 (7) 6.297
8	1	 GRE	165 156	NIKOLAOU CHRISTOS KALOPISIS STEFANOS	3:43.859 24.906	62.318 (8) 6.028 1:47.795 (8) 11.088 2:44.835 (8) 17.811

Chief Official: **Elly Muller**

Water: **20 °C**

Chief Finishing: **Cathy Wynne**

Air: **28 °C**

Course Umpire: **I. Konstantinidis, G. Toth**

Wind Force: **2 m/s**

Starter: **Peter Moule**

Direction: **W**

Race No. 45 C2 1000 MEN Friday, 29.07.2005 09.42
 1-3 TO FIN, REST OUT SF 1/1

1	5	 UKR	456 443	PROKOPENKO MAKSYM DZHALILOV RUSLAN	3:48.184	53.412 (2) 0.455 1:51.409 (1) 2:49.172 (1)
2	4	 ESP	75 83	BEA JOSE ALFREDO MASCATO DAVID	3:48.538 0.354	53.810 (3) 0.853 1:52.383 (3) 0.974 2:50.230 (2) 1.058
3	6	 FRA	113 106	LAVIGNE YANNICK BARBEY LAURENT	3:49.030 0.846	52.957 (1) 1:54.467 (6) 3.048 2:52.725 (5) 3.553
4	3	 SVK	413 417	BIKSADSKY DANIEL HAGARA LUBOMIR	3:50.758 2.574	54.094 (4) 1.137 1:53.160 (4) 1.751 2:51.857 (4) 2.685
5	7	 BUL	31 32	ATANASOV STANIMIR ATANASOV DIMITAR	3:51.448 3.264	55.661 (6) 2.704 1:51.887 (2) 0.478 2:50.974 (3) 1.802
6	2	 LAT	253 257	PRANKS GATIS SUDEIKIS ANDREJS	3:54.268 6.084	54.603 (5) 1.646 1:53.690 (5) 2.281 2:54.336 (6) 5.163
7	8	 CZE	53 48	HELLER JIRI BRECKA JAN	3:55.432 7.248	57.836 (8) 4.879 1:55.490 (7) 4.081 2:56.694 (7) 7.522
	1	 LTU	265 272	INDRIULIS RAIMONDAS SEVCENKO VIKTOR	DSQ	56.337 (7) 3.380 1:58.242 (8) 6.833 3:06.403 (8) 17.231

Chief Official: **Elly Muller**
 Chief Finishing: **Cathy Wynne**
 Course Umpire: **A. Mayer, I. Huszar**
 Starter: **Peter Moule**

Water: **20 °C**
 Air: **28 °C**
 Wind Force: **2 m/s**
 Direction: **W**

Race No. 46






K2 1000 WOMEN

Friday, 29.07.2005

09.49

1-3 TO FIN, REST OUT

SF 1/1

1	5	 RUS	382 385	PETROVA NADEZDA SALAKHOVA JULIANA	3:54.708	54.997 (1) 1:55.080 (1) 2:53.886 (1)
2	2	 GBR	118 122	COULSON ABIGAIL HARDY LUCY	3:55.536 0.828	57.053 (4) 2.056 1:58.710 (3) 1.630 2:55.752 (2) 1.866
3	4	 POR	335 338	RODRIGUES HELENA SOUSA JOANA	3:59.568 4.860	55.756 (2) 0.759 1:55.842 (2) 0.762 2:57.247 (3) 3.361
4	3	 UKR	451 446	KUSHANOVA LARISA GOLUBOTSKAYA LUDMILA	4:03.444 8.736	58.104 (5) 3.107 1:58.513 (5) 3.433 3:03.169 (5) 9.273
5	6	 ROM	356 342	PRUTEANU COSMINA BARSAN IONELA	4:04.566 9.858	56.118 (3) 1.121 1:57.724 (4) 2.644 3:00.088 (4) 6.202

Chief Official: **Elly Muller**

Water: **20 °C**

Chief Finishing: **Cathy Wynne**

Air: **28 °C**

Course Umpire: **I. Konstantinidis, G. Toth**

Wind Force: **2 m/s**

Starter: **Peter Moule**

Direction: **W**

Race No. 47









K4 1000 MEN

Friday, 29.07.2005

09.56

1-3 TO FIN, REST OUT

SF 1/1

1	3	 NOR	291 292 290 287	NAESS MATTIS NORENBERG JACOB LARSEN EIRIK VERAS FJELDHEIM NILS OLAV	2:58.313	43.178 (4) 0.981 1:27.462 (2) 0.443 2:11.701 (1)
2	4	 GER	128 126 134 125	BROECKL NORMAN BACH BJORN GOLDSCHMIDT ARNDT ALTEPOST LUTZ	2:58.907 0.594	42.197 (1) 1:27.019 (1) 2:12.632 (2) 0.931
3	5	 CZE	59 45 49 57	SOUCEK JAN ANDRLIK JAN CHORVATH MARTIN POLIVKA JIRI	3:00.323 2.010	43.931 (6) 1.734 1:32.383 (8) 5.364 2:16.266 (5) 4.565
4	2	 RUS	379 378 370 391	MALYUKOV ALEXANDER MALYSHEV ALEXEY KOSILOV SERGEY VISHNYAKOV KONSTANTIN	3:00.515 2.202	44.283 (7) 2.086 1:32.830 (9) 5.811 2:14.932 (4) 3.231
5	7	 FRA	107 115 109 114	BOUKPETI OLIVER SAUNIER BORIS COLIN PHILIPPE LE CRUBIER VINCENT	3:01.397 3.084	42.842 (3) 0.645 1:28.682 (3) 1.663 2:13.728 (3) 2.027
6	6	 BLR	20 11 26 19	PIATRUSHENKA RAMAN ABALMASAV ALIAKSEI TURCHYN DZIAMIAN MAKHNEV VADZIM	3:02.549 4.236	42.486 (2) 0.289 1:30.940 (6) 3.921 2:17.723 (6) 6.022
7	8	 ITA	246 234 237 240	SCADUTO ANTONIO FACCHIN ANDREA JAZBEC JAKA PIEMONTE LUCA	3:02.651 4.338	43.530 (5) 1.333 1:30.207 (5) 3.188 2:19.112 (7) 7.411
8	9	 UKR	449 461 438 445	KOPISTINSKY ROMAN SOKRUTA OLEKSANDR BARDASH OLEKSANDR FESUN SERGIY	3:04.595 6.282	44.587 (8) 2.390 1:29.621 (4) 2.602 2:19.891 (8) 8.190
9	1	 GBR	121 119 120 123	DARBY-DOWMAN RICHARD DANIELS THOMAS DARBY-DOWMAN PAUL SABBERTON ROSS	3:06.089 7.776	44.888 (9) 2.691 1:31.430 (7) 4.411 2:20.806 (9) 9.104

Chief Official: **Elly Muller**

Water: 20 °C

Chief Finishing: **Cathy Wynne**

Air: 28 °C

Course Umpire: **A. Mayer, I. Huszar**

Wind Force: 2 m/s

Starter: **Bartłomiej Kasprzak**

Direction: W

Race No. 48










K1 500 MEN

Friday, 29.07.2005

15.00

1-3 TO FIN, REST OUT

SF 1/3

1	5	 HUN	212	VERECKAI AKOS	1:43.112	49.197 (1)
2	3	 POL	311	MENDELSKI TOMASZ	1:43.790 0.678	52.895 (8) 3.498
3	6	 NOR	290	LARSEN EIRIK VERAS	1:43.892 0.780	51.636 (6) 2.439
4	7	 LTU	274	VAICIKONIS VYTAUTAS	1:44.228 1.116	50.213 (3) 1.016
5	9	 FIN	98	LATVAMAKI KIMMO	1:44.870 1.758	50.686 (4) 1.488
6	8	 ITA	234	FACCHIN ANDREA	1:45.578 2.466	51.174 (5) 1.977
7	1	 BLR	20	PIATRUSHENKA RAMAN	1:45.590 2.478	56.809 (9) 6.612
8	2	 CZE	49	CHORVATH MARTIN	1:47.546 4.434	49.723 (2) 0.526
9	4	 FRA	112	JOUBE SEBASTIEN	1:47.684 4.572	52.147 (7) 2.950

Chief Official: Elly Muller

Water: 20 °C

Chief Finishing: Cathy Wynne

Air: 28 °C

Course Umpire: P. Bland, S. Fontana Esteve

Wind Force: 2 m/s

Starter: Etienne Janssens

Direction: W

Race No. 49










K1 500 MEN

Friday, 29.07.2005

15.05

1-3 TO FIN, REST OUT

SF 2/3

1	4	 GER	125	ALTEPOST LUTZ	1:43.033	51.501 (6) 2.249
2	3	 ESP	85	PEREZ CARLOS	1:43.303 0.270	50.140 (3) 0.888
3	8	 ISR	221	KOLGANOV MICHAEL	1:43.591 0.558	49.252 (1)
4	7	 RUS	387	SHKIOTOV ANDREY	1:43.891 0.858	49.701 (2) 0.449
5	5	 GBR	124	WYNNE IAN	1:45.649 2.616	50.525 (4) 1.273
6	2	 POR	337	SILVA EMANUEL	1:46.867 3.834	52.880 (9) 3.628
7	1	 CYP	43	PAVLOVIC DJORDIE	1:49.009 5.976	51.855 (7) 2.603
8	9	 GRE	167	PAPANDREOU APOSTOLOS	1:50.713 7.680	52.284 (8) 3.032
9	6	 UKR	462	TERESCHENKO VLADISLAV	1:53.143 10.110	51.164 (5) 1.912

Chief Official: **Elly Muller**

Chief Finishing: **Gathy Wynne**

Course Umpire: **I. Konstantinidis, G. Toth**

Starter: **Etienne Janssens**

Water: **20 °C**

Air: **28 °C**

Wind Force: **2 m/s**

Direction: **W**

Race No. 50










K1 500 MEN

Friday, 29.07.2005

15.10

1-3 TO FIN, REST OUT

SF 3/3

1	4	 CRO	39	JANIC STJEPAN	1:42.467	49.153 (1)
2	5	 BUL	37	MERKOV PETAR	1:43.379 0.912	49.835 (2) 0.482
3	7	 SWE	431	GUSTAFSSON ANDERS	1:43.625 1.158	50.892 (5) 1.739
4	3	 NED	282	KOENDERS ROBIN	1:43.817 1.350	50.034 (3) 0.881
5	2	 SUI	408	FAH SIMON	1:43.835 1.368	50.538 (4) 1.385
6	1	 SVK	416	GELLE PETER	1:48.215 5.748	53.619 (8) 4.466
7	6	 DEN	64	BLEIBACH KASPER	1:48.449 5.982	51.432 (6) 2.279
8	9	 LAT	258	UPITIS MARTINS	1:49.817 7.350	52.676 (7) 3.523
9	8	 SLO	407	ZUPANCIC REGENT JERNIEJ	2:17.549 35.082	1:01.808 (9) 12.655

Chief Official: **Elly Muller**

Chief Finishing: **Cathy Wynne**

Course Umpire: **P. Bland, S. Fontana Esteve**

Starter: **Etienne Janssens**

Water: **20 °C**

Air: **28 °C**

Wind Force: **2 m/s**

Direction: **W**

Race No. 51










C1 500 MEN

Friday, 29.07.2005

15.15

1-3 TO FIN, REST OUT

SF 1/1

1	5	 ESP	76	CAL DAVID	1:55.353	55.139 (1)
2	6	 FRA	111	GOUBEL MATHIEU	1:55.407 0.054	56.959 (4) 1.820
3	9	 ROM	359	SIMIONCENCU SILVIU	1:55.593 0.240	55.892 (2) 0.753
4	3	 LTU	273	SHUKLIN JEVGENIJ	1:56.524 1.171	56.484 (3) 1.345
5	8	 SVK	423	OSTRCIL MARIAN	1:56.788 1.435	58.696 (8) 3.557
6	4	 BLR	17	KANDRATSUK ANATOLI	1:57.454 2.101	57.869 (6) 2.730
7	7	 ITA	228	CANNONE ANTONIO D.	1:58.281 2.928	57.548 (5) 2.409
8	2	 GRE	159	KILIGKARIDIS ANDREAS	1:58.395 3.042	58.360 (7) 3.221
9	1	 EST	95	TSUSKIN DANEK	2:03.364 8.011	1:19.316 (9) 24.177

Chief Official: **Elly Muller**

Chief Finishing: **Cathy Wynne**

Course Umpire: **I. Konstantinidis, G. Toth**

Starter: **Etienne Janssens**

Water: **20 °C**

Air: **28 °C**

Wnd Force: **2 m/s**

Direction: **W**

Race No. 52



K1 500 WOMEN

Friday, 29.07.2005

15.20

1-3 TO FIN, REST OUT

SF 1/2

1	2	 ITA	247	SGROI FABIANA	1:55.473	55.739 (1)
2	6	 SVK	415	ERBANOVA MARCELA	1:56.181 0.708	56.528 (3) 0.789
3	9	 SLO	406	PONOMARENKO SPELA	1:56.433 0.960	58.076 (6) 2.337
4	4	 BEL	10	SANTY PETRA	1:56.733 1.260	58.218 (2) 0.479
5	3	 NOR	286	FEVANG ELLEN	1:59.163 3.690	57.485 (5) 1.746
6	5	 GRE	154	ALEXOPOULOU ATHINA	1:59.241 3.768	58.950 (4) 1.211
7	7	 DEN	70	PONTOPPIDAN BIRGIT	2:00.507 5.034	58.694 (7) 2.955
8	8	 LTU	260	AGAFONOVA ALA	2:06.093 10.620	59.159 (8) 3.420

Chief Official: **Elly Muller**

Water: **20 °C**

Chief Finishing: **Cathy Wynne**

Air: **28 °C**

Course Umpire: **P. Bland, S. Fontana Esteve**

Wind Force: **2 m/s**

Starter: **Etienne Janssens**

Direction: **W**

Race No. 53

K1 500 WOMEN

Friday, 29.07.2005

15.25

1-3 TO FIN, REST OUT

SF 2/ 2

1	5	 ESP	86	PORTELA TERESA	1:55.752	54.820 (1)
2	4	 FIN	102	RIKALA ANNE	1:56.502 0.750	55.376 (2) 0.556
3	3	 ISR	222	PEISSAKHOVITCH LARISSA	1:57.822 2.070	57.887 (4) 3.067
4	6	 CZE	52	FUTEROVA BARBORA	1:59.304 3.552	56.312 (3) 1.492
5	2	 SCG	400	NADJ ANTONIJA	2:00.996 5.244	59.556 (6) 4.736
6	7	 RUS	393	YATSUN MARINA	2:02.142 6.390	58.614 (5) 3.794
7	1	 EST	94	TORTSOVA NATALIA	2:12.564 16.812	1:04.641 (7) 9.821

Chief Official: **Elly Muller**

Chief Finishing: **Cathy Wynne**

Course Umpire: **I. Konstantinidis, G. Toth**

Starter: **Etienne Janssens**

Water: **20 °C**

Air: **28 °C**

Wind Force: **2 m/s**

Direction: **W**

Race No. 54










K2 500 MEN

Friday, 29.07.2005

15.30

1-3 TO FIN, REST OUT

SF 1/3

1	4	 POL	322 326	TWARDOWSKI MAREK WYSOCKI ADAM	1:30.578	43.545 (2) 0.487
2	6	 LTU	263 261	DUONELA ALVYDAS BALCIUNAS EGIDIJUS	1:30.896 0.318	43.058 (1)
3	5	 LAT	255 259	STALMANIS RONALDS ZALUPE KRISTAPS	1:32.534 1.956	44.000 (3) 0.942
4	9	 SUI	409 410	GUBSER DAVID GUBSER REMO	1:33.188 2.610	44.427 (4) 1.369
5	2	 NOR	292 289	NORENBERG JACOB LANGSLET JOSTEIN	1:33.572 2.994	45.849 (7) 2.791
6	7	 IRL	215 216	FLEMING NEIL MALONEY BRENDAN	1:33.878 3.300	44.874 (5) 1.816
7	3	 EST	91 93	BECKER PEETER TOOTSI TARMO	1:34.130 3.552	47.531 (9) 4.473
8	1	 FIN	100 101	PALMROTH LAURI PITKANEN PETTERI	1:36.740 6.162	46.294 (8) 3.236
9	8	 BEL	9 8	MAESEN BOB D'HAENE WOUTER	1:40.508 9.930	45.391 (6) 2.333

Chief Official: **Elly Muller**

Chief Finishing: **Cathy Wynne**

Course Umpire: **P. Bland, S. Fontana Esteve**

Starter: **Peter Moule**

Water: **20 °C**

Air: **28 °C**

Wind Force: **2 m/s**

Direction: **W**

Race No. 56










K2 500 MEN

Friday, 29.07.2005

15.40

1-3 TO FIN, REST OUT

SF 3/3

1	5	 GER	148 152	RAUHE RONALD WIESKOTTER TIM	1:31.734	44.587 (3) 0.909
2	4	 RUS	394 389	ZARUBIN ROMAN TURCHENKOV DENIS	1:32.970 1.236	44.174 (2) 0.496
3	7	 FRA	107 115	BOUKPETI OLIVER SAUNIER BORIS	1:33.396 1.662	45.384 (5) 1.706
4	2	 UKR	450 444	KREMER MYKOLA EPISHKIN VITALY	1:33.408 1.674	43.678 (1)
5	6	 CZE	62 54	SVAB FILIP HOLUBAR PAVEL	1:33.888 2.154	44.976 (4) 1.298
6	9	 MDA	277 276	TUROV VLADIMIR BESPALOV VLADIMIR	1:34.908 3.174	45.863 (6) 2.185
7	3	 BLR	24 15	STRELCHANKA STANISLAV BICHAN RUSLAN	1:35.268 3.534	47.529 (8) 3.851
8	8	 ITA	231 249	CONSTANTINI GIACOMO TOFANI PIERPAOLO	1:35.766 4.032	46.650 (7) 2.872
9	1	 AUT	4 5	ENDL CHRISTIAN HODLSBERGER DANIEL	1:40.014 8.280	47.883 (9) 4.205

Chief Official: **Elly Muller**

Chief Finishing: **Cathy Wynne**

Course Umpire: **P. Bland, S. Fontana Esteve**

Starter: **Peter Moule**

Water: **20 °C**

Air: **28 °C**

Wind Force: **2 m/s**

Direction: **W**

Race No. 57








C2 500 MEN

Friday, 29.07.2005

15.45

1-3 TO FIN, REST OUT

SF 1/1

1	6	 UKR	456 443	PROKOPENKO MAKSYM DZHALILOV RUSLAN	1:47.837	51.879 (1)
2	4	 ESP	75 83	BEA JOSE ALFREDO MASCATO DAVID	1:47.903 0.066	52.531 (2) 0.652
3	2	 SVK	413 417	BIKSADSKY DANIEL HAGARA LUBOMIR	1:48.503 0.666	52.975 (3) 1.096
4	5	 CZE	53 48	HELLER JIRI BRECKA JAN	1:50.195 2.358	54.486 (6) 2.607
5	8	 LAT	253 257	PRANKS GATIS SUDEIKIS ANDREJS	1:51.257 3.420	53.499 (4) 1.620
6	7	 LTU	266 264	LABUCKAS RAIMUNDAS GADEIKIS TOMAS	1:53.075 5.238	53.932 (5) 2.053
7	3	 FRA	113 106	LAVIGNE YANNICK BARBEY LAURENT	1:53.339 5.502	54.827 (7) 2.948

Chief Official: **Elly Muller**

Chief Finishing: **Cathy Wynne**

Course Umpire: **I. Konstantinidis, G. Toth**

Starter: **Peter Moule**

Water: **20 °C**

Air: **28 °C**

Wind Force: **2 m/s**

Direction: **W**

Race No. 58










K2 500 WOMEN

Friday, 29.07.2005

15.50

1-3 TO FIN, REST OUT

SF 1/1

1	5	 AUT	6 7	SCHLITZER PETRA SCHWARZ VIKTORIA	1:46.861	52.741 (4) 1.111
2	6	 ROM	364 363	VULPES FLORICA TALPA LIDIA	1:47.131 0.270	51.969 (2) 0.339
3	3	 FIN	96 97	HONKANEN JENNI INHA LAURA	1:47.185 0.324	56.540 (9) 3.910
4	2	 RUS	388 383	TISHCHENKO TATIANA PISHCHULINA NADEZDA	1:47.563 0.702	51.630 (1)
5	4	 DEN	63 67	BARFOD METTE LOLK ANNE	1:48.601 1.740	53.262 (5) 1.632
6	7	 ISR	220 219	KARMI LIOR GAFNI ADI	1:49.453 2.592	52.300 (3) 0.670
7	8	 GBR	118 122	COULSON ABIGAIL HARDY LUCY	1:50.743 3.882	53.842 (6) 2.212
8	9	 ITA	244 236	RICCIOTTI ANNA ODETTE FAGIOLI ALICE	1:51.739 4.878	54.349 (7) 2.719
9	1	 POR	335 338	RODRIGUES HELENA SOUSA JOANA	1:52.075 5.214	54.926 (8) 3.296

Chief Official: **Elly Muller**

Chief Finishing: **Cathy Wynne**

Course Umpire: **P. Bland, S. Fontana Esteve**

Starter: **Peter Moule**

Water: **20 °C**

Air: **28 °C**

Wind Force: **2 m/s**

Direction: **W**

Race No. 60








K4 500 MEN

Friday, 29.07.2005

16.00

1-3 TO FIN, REST OUT

SF 1/1

1	4	 POL	329 ZADŁO TOMASZ 310 KUJAWSKI MARIUSZ 307 GÓRSKI TOMASZ 302 GAWRYCH PRZEMYSŁAW	1:23.336	40.939 (3) 0.652
2	5	 ITA	246 SCADUTO ANTONIO 225 BENEDINI FRANCO 237 JAZBEC JAKA 240 PIEMONTE LUCA	1:23.396 0.060	42.632 (7) 2.345
3	2	 RUS	379 MALYUKOV ALEXANDER 378 MALYSHEV ALEXEY 370 KOSILOV SERGEY 391 VISHNYAKOV KONSTANTIN	1:23.582 0.246	40.287 (1)
4	7	 NOR	293 WEFALD ALEX 288 GJERSOE ANDREAS 291 NAESS MATTIS 287 FJELDHEIM NILS OLAV	1:23.876 0.540	42.004 (6) 1.717
5	1	 SCG	399 KOVACIC IGOR 402 SOTI JOZEF 396 ILIC ZELJKO 403 STANOJEVIC DUSKO	1:24.158 0.822	41.651 (5) 1.364
6	6	 BUL	38 YORDANOV YORDAN 34 CHRISTOV IVAN 35 GAUCHEV CHRISTO 33 CHALAKOV ENCHO	1:26.114 2.778	40.618 (2) 0.331
7	3	 UKR	449 KOPISTINSKY ROMAN 461 SOKRUTA OLEKSANDR 438 BARDASH OLEKSANDR 445 FESUN SERGIY	1:26.348 3.012	41.299 (4) 1.012
8	8	 POR	330 CORREIA LEONEL 336 SANTOS PEDRO 332 GOMES PEDRO 333 JESUS SERGIO	1:26.852 3.516	46.181 (8) 5.894
9	9	 GRE	158 KATOGIAS KONSTANTIN 155 BIBIS STYLIANOS 160 KYRIAKOULIS T. 169 SEITARIDIS ANDREAS	1:33.488 10.152	1:01.906 (9) 21.619

Chief Official: **Elly Muller**

Chief Finishing: **Cathy Wynne**

Course Umpire: **P. Bland, S. Fontana Esteve**

Starter: **Bartłomiej Kasprzak**

Water: **20 °C**

Air: **28 °C**

Wind Force: **2 m/s**

Direction: **W**

Race No. 61







K4 500 WOMEN

Friday, 29.07.2005

16.05

1-3 TO FIN, REST OUT

SF 1/1

1	4	 RUS	375 382 385 365	KUDINOVA SVETLANA PETROVA NADEZDA SALAKHOVA JULIANA ANDREEVA TATIANA	1:37.590	53.321 (6) 6.288
2	5	 SCG	401 398 397 404	PANDA ANTONIJA KNEZEVIC MILJANA KLIMPF JELENA TIBOR MARTA	1:38.922 1.332	47.033 (1)
3	3	 BLR	28 14 25 12	VAKULA SVIATLANA BANDARENKA NATALIA TOROPOVA ALESIA AKHREMCHYK VERANIKA	1:39.108 1.518	48.870 (4) 1.837
4	6	 UKR	465 454 459 455	ZHUK LUDMILA OSYPENKO INNA SEMIKINA TETIANA PALAMARCHUK JULIYA	1:39.672 2.082	47.466 (2) 0.423
5	2	 ROM	352 345 356 342	PLATON ALINA CIOBANU MARIANA PRUTEANU COSMINA BARSAN IONELA	1:40.092 2.502	49.925 (5) 2.892
6	7	 GRE	170 168 163 157	ZELIOTI-SOUZOU DANAI PATRELAKI ELEFThERIA MPARDAKLI ALEXANDRA KAPAKLI EFSTATHIA	1:48.336 10.746	47.892 (3) 0.859

Chief Official: **Elly Muller**

Chief Finishing: **Cathy Wynne**

Course Umpire: **I. Konstantinidis, G. Toth**

Starter: **Bartłomiej Kasprzak**

Water: **20 °C**

Air: **28 °C**

Wnd Force: **2 m/s**

Direction: **W**

Race No. 62

K1 1000 MEN

Saturday, 30.07.2005

10.05

F A 1/1

1	5	 NOR	290	LARSEN EIRIK VERAS	3:27.274	49.345 (2) 0.349 1:41.545 (1) 2:33.854 (1)
2	3	 HUN	174	BENKO ZOLTAN	3:28.426 1.152	50.198 (4) 1.202 1:42.921 (4) 1.376 2:34.616 (3) 0.782
3	7	 POR	337	SILVA EMANUEL	3:29.674 2.400	49.671 (3) 0.675 1:42.456 (3) 0.911 2:35.313 (4) 1.459
4	6	 GER	135	GOLDSCHMIDT BJORN	3:30.088 2.814	51.552 (7) 2.556 1:42.049 (2) 0.504 2:34.212 (2) 0.358
5	2	 ISR	223	YELLIN ROEI	3:30.310 3.036	50.836 (5) 1.839 1:46.250 (6) 4.705 2:36.367 (5) 2.513
6	8	 SLO	407	ZUPANCIC REGENT JERNIEJ	3:31.468 4.194	51.210 (5) 2.214 1:45.606 (5) 4.061 2:37.194 (6) 3.340
7	9	 UKR	462	TERESCHENKO VLADISLAV	3:32.494 5.220	52.110 (8) 3.114 1:48.533 (9) 6.988 2:37.782 (7) 3.928
8	1	 ESP	79	GONZALEZ AIKE	3:33.346 6.072	52.563 (9) 3.567 1:46.956 (7) 5.411 2:38.481 (8) 4.627
9	4	 SWE	431	GUSTAFSSON ANDERS	3:38.218 10.944	48.996 (1) 1:47.746 (8) 6.201 2:39.975 (9) 6.121

Chief Official: **Elly Muller**

Chief Finishing: **Cathy Wynne**

Course Umpire: **A. Mayer, I. Huszar**

Starter: **Etienne Janssens**

Water: **20 °C**

Air: **24 °C**

Wind Force: **5 m/s**

Direction: **W**










Race No. 63

C1 1000 MEN

Saturday, 30.07.2005

10.15

F A 1 / 1

1	5	 GER	129	DITTMER ANDREAS	3:49.686	53.879 (1) 1:52.467 (1) 2:49.080 (1)
2	4	 RUS	381	OPALEV MAXIM	3:52.218 2.532	56.011 (5) 2.132 1:53.104 (2) 0.637 2:51.708 (2) 2.628
3	8	 BLR	30	ZHUKOVSKI ALIAKSANDR	3:54.906 5.220	57.036 (7) 3.157 1:55.191 (6) 2.724 2:54.065 (4) 4.985
4	7	 HUN	209	VAJDA ATTILA	3:55.470 5.784	55.690 (4) 1.811 1:54.566 (4) 2.099 2:53.519 (3) 4.439
5	9	 POL	304	GRZYBOWSKI MARCIN	3:56.190 6.504	56.323 (6) 2.444 1:53.672 (3) 1.205 2:54.408 (5) 5.328
6	2	 ESP	76	CAL DAVID	3:57.066 7.380	66.478 (3) 1.599 1:56.678 (7) 4.211 2:57.542 (7) 8.462
7	1	 FRA	111	GOUBEL MATHIEU	3:58.632 8.946	57.458 (8) 3.579 1:57.361 (8) 4.894 2:57.099 (6) 8.019
8	3	 CZE	50	DOKTOR MARTIN	4:06.312 16.626	54.902 (2) 1.023 1:55.943 (6) 3.476 2:58.760 (8) 9.680
9	6	 SVK	423	OSTRCIL MARIAN	4:11.076 21.390	57.647 (9) 3.768 1:58.246 (9) 5.779 2:59.138 (9) 10.058

Chief Official: Ely Muller

Chief Finishing: Cathy Wynne

Course Umpire: P. Bland, S. Fontana Esteve

Starter: Etienne Janssens

Water: 20 °C

Air: 24 °C

Wind Force: 5 m/s

Direction: W










Race No. 64

K1 1000 WOMEN

Saturday, 30.07.2005

10.25

F A 1/1

1	4	 GER	150	WAGNER-AUGUSTIN KATRIN	3:58.646	55.765 (2) 0.321 1:54.926 (1) 2:55.116 (1)
2	8	 SWE	435	PALDANIUS SOFIA	3:59.336 0.690	1:01.258 (9) 5.814 1:55.709 (2) 0.783 2:56.486 (2) 1.370
3	3	 CZE	61	STRNADOVA MICHAELA	3:59.858 1.212	57.634 (4) 2.190 1:59.747 (5) 4.821 2:59.083 (4) 3.947
4	6	 POL	318	SKOWROŃ JOANNA	4:02.114 3.468	55.444 (1) 1:57.046 (3) 2.120 2:58.209 (3) 3.093
5	5	 HUN	173	BENEDEK DALMA	4:05.060 6.414	57.926 (6) 2.481 1:58.781 (4) 3.855 2:59.857 (5) 4.741
6	9	 RUS	365	ANDREEVA TATIANA	4:06.488 7.842	58.391 (6) 2.947 2:00.777 (6) 5.851 3:03.334 (7) 8.218
7	2	 SCG	400	NADJ ANTONIJA	4:06.536 7.890	59.067 (8) 3.613 2:02.309 (8) 7.383 3:04.391 (9) 9.275
8	1	 ITA	244	RICCIOTTI ANNA ODETTE	4:06.848 8.202	58.613 (7) 3.169 2:01.579 (7) 6.653 3:02.127 (6) 7.011
9	7	 ISR	220	KARMI LIOR	4:07.754 9.108	56.056 (3) 0.612 2:03.019 (9) 8.093 3:03.703 (8) 8.587

Chief Official: **Elly Muller**
 Chief Finishing: **Cathy Wynne**
 Course Umpire: **A. Mayer, I. Huszar**
 Starter: **Etienne Janssens**

Water: **20 °C**
 Air: **24 °C**
 Wind Force: **5 m/s**
 Direction: **W**










Race No. 65

K2 1000 MEN

Saturday, 30.07.2005

10.35

F A 1/1

1	7	 ROM	339 358	ANGHEL JONUT SEVICI MARIAN	3:12.417	43.827 (1) 1:31.308 (1) 1:40.168 (1)
2	6	 HUN	193 198	KOKENY ROLAND KUCSERA GABOR	3:13.515 1.098	47.767 (8) 3.930 1:36.206 (4) 4.898 2:21.456 (2) 41.288
3	3	 GER	140 136	IHLE ANDREAS HERSZEL MARCO	3:14.379 1.962	46.629 (3) 1.802 1:34.337 (2) 3.029 2:27.321 (9) 47.153
4	9	 SVK	426 428	TARR JURAJ WIEBAUER ANDREJ	3:15.729 3.312	44.961 (2) 1.134 1:34.906 (3) 3.598 2:23.288 (3) 43.120
5	2	 FRA	112 108	JOUBE SEBASTIEN CARRE CYRILLE	3:16.935 4.518	45.913 (4) 2.086 1:38.645 (7) 7.337 2:26.938 (8) 46.770
6	8	 RUS	380 390	MEDVEDEV ILYA VASILEV ANTON	3:17.145 4.728	46.303 (5) 2.476 1:39.424 (9) 8.116 2:24.189 (4) 44.021
7	5	 ESP	80 74	HERNANZ JAVIER BANOS PABLO E.	3:18.909 6.492	46.941 (6) 3.114 1:37.586 (5) 6.278 2:26.109 (6) 45.941
8	4	 BEL	9 8	MAESEN BOB D'HAENE WOUTER	3:19.497 7.080	47.389 (7) 3.562 1:38.305 (6) 6.997 2:24.943 (5) 44.775
9	1	 SUI	409 410	GUBSER DAVID GUBSER REMO	3:19.545 7.128	48.004 (9) 4.177 1:38.969 (8) 7.651 2:26.559 (7) 46.391

Chief Official: **Elly Muller**

Chief Finishing: **Cathy Wynne**

Course Umpire: **P. Bland, S. Fontana Esteve**

Starter: **Peter Moule**

Water: **20 °C**

Air: **24 °C**

Wind Force: **5 m/s**

Direction: **W**










Race No. 66

C2 1000 MEN

Saturday, 30.07.2005

10.45

F A 1/ 1

1	3	 GER	133 153	GILLE CHRISTIAN WYLENZEK TOMASZ	3:31.336	50.273 (3) 0.555 1:43.779 (2) 0.611 2:37.275 (1)
2	5	 HUN	197 194	KOZMANN GYORGY KOLONICS GYORGY	3:33.676 2.340	51.303 (7) 1.585 1:46.230 (6) 3.062 2:38.664 (3) 1.289
3	7	 POL	316 319	RYNKIEWICZ ROMAN SKOWROŃSKI PAWEŁ	3:34.030 2.694	49.718 (1) 1:43.168 (1) 2:37.713 (2) 0.438
4	6	 BLR	18 13	KURLIANDCHYK ALIAKSANDR BAHDANOVICH ALIAKSANDR	3:35.464 4.128	50.016 (2) 0.298 1:46.979 (6) 3.811 2:39.800 (4) 2.525
5	4	 ROM	344 355	CHIRILA IOSIF POPESCU FLORIN	3:36.844 5.508	51.733 (8) 2.015 1:44.574 (3) 1.406 2:40.139 (5) 2.864
6	1	 ESP	75 83	BEA JOSE ALFREDO MASCATO DAVID	3:40.042 8.706	52.170 (9) 2.452 1:49.366 (9) 6.198 2:43.364 (7) 6.089
7	9	 FRA	113 106	LAVIGNE YANNICK BARBEY LAURENT	3:44.812 13.476	50.493 (4) 0.775 1:48.672 (8) 5.504 2:44.088 (8) 6.813
8	2	 RUS	372 371	KOVALEV ALEXANDER KOSTOGLD ALEXANDER	3:48.796 17.460	50.742 (5) 1.024 1:45.373 (4) 2.205 2:40.576 (5) 3.301
9	8	 UKR	456 443	PROKOPENKO MAKSYM DZHALILOV RUSLAN	3:56.482 25.146	51.020 (6) 1.302 1:48.070 (7) 4.902 2:44.407 (9) 7.132

Chief Official: **Elly Muller**

Chief Finishing: **Cathy Wynne**

Course Umpire: **A. Mayer, I. Huszar**

Starter: **Peter Moule**

Water: **20 °C**

Air: **24 °C**

Wind Force: **5 m/s**

Direction: **W**










Race No. 67

K2 1000 WOMEN

Saturday, 30.07.2005

10.55

F A 1/1

1	5	 HUN	196 188	KOVACS KATALIN JANICS NATASA	3:36.171	54.293 (9) 4.469 1:52.653 (1)
2	3	 DEN	63 67	BARFOD METTE LOLK ANNE	3:37.131 0.960	49.938 (2) 0.114 1:44.406 (1) 2:39.171 (2) 46.518
3	4	 GER	145 147	NOLLEN MAIKE OPGEN-RHEIN NADINE	3:37.305 1.134	52.375 (6) 2.551 1:45.727 (2) 1.321 2:40.541 (3) 47.688
4	2	 FRA	110 116	DELATTRE MARIE VIARD ANNE LAURE	3:38.949 2.778	53.772 (8) 3.948 1:47.098 (3) 2.692 2:42.051 (4) 49.398
5	6	 POL	298 299	CHOJNACKA MAŁGORZATA CZAJCZYŃSKA MAŁGORZATA	3:40.839 4.668	51.729 (4) 1.905 1:49.743 (6) 5.337 2:42.787 (5) 50.134
6	7	 ITA	247 236	SGROI FABIANA FAGIOLI ALICE	3:41.151 4.980	52.184 (5) 2.340 1:47.731 (4) 3.325 2:43.823 (6) 51.170
7	1	 GBR	118 122	COULSON ABIGAIL HARDY LUCY	3:43.917 7.746	52.933 (7) 3.109 1:51.086 (7) 6.680 2:46.598 (9) 53.945
8	8	 RUS	382 385	PETROVA NADEZDA SALAKHOVA JULIANA	3:44.079 7.908	51.339 (3) 1.515 1:49.279 (5) 4.873 2:44.894 (7) 52.241
9	9	 POR	335 338	RODRIGUES HELENA SOUSA JOANA	3:51.219 15.048	54.421 (10) 4.597 1:51.964 (8) 7.558 2:45.347 (8) 52.694

Chief Official: **Elly Muller**

Chief Finishing: **Cathy Wynne**

Course Umpire: **P. Bland, S. Fontana Esteve**

Starter: **Peter Moule**

Water: **20 °C**

Air: **24 °C**

Wind Force: **5 m/s**

Direction: **W**







Race No. 68

K4 1000 MEN

Saturday, 30.07.2005

11.05

F A 1/1

1	4	 SVK	424	RISZDORFER RICHARD	2:49.875	41.807 (7)
			425	RISZDORFER MICHAL		1.516
			427	VLCEK ERIK		1:23.218 (2)
			414	ERBAN ROBERT		0.479
2:05.607 (1)						
2	6	 ROM	341	BABAN MARIAN	2:51.015 1.140	40.825 (3)
			340	ANTON ALIN		0.534
			349	MADA FLOREAN		1:26.432 (5)
			361	STEFAN VASILE		3.693
2:06.229 (2)						
0.622						
3	5	 POL	295	BAUMANN PAWEŁ	2:52.035 2.160	40.291 (1)
			322	TWARDOWSKI MAREK		1:23.682 (3)
			326	WYSOCKI ADAM		0.943
			311	MENDELSKI TOMASZ		2:07.108 (3)
1.501						
4	2	 BUL	36	KASANOV MILKO	2:52.839 2.964	41.555 (6)
			34	CHRISTOV IVAN		1.264
			37	MERKOV PETAR		1:27.348 (6)
			38	YORDANOV YORDAN		4.609
2:08.630 (4)						
3.023						
5	3	 ESP	77	CRAVIOTTO SAUL	2:53.601 3.726	41.070 (4)
			87	PRIETO BORJA		0.779
			84	MUNOZ MANUEL		1:22.739 (1)
			73	ACUNA JAIME		2:08.982 (5)
3.375						
6	7	 HUN	191	KAMMERER ZOLTAN	2:55.155 5.280	41.320 (5)
			205	STORCZ BOTOND		1.029
			212	VERECKAI AKOS		1:24.630 (4)
			187	HORVATH GABOR		1.891
2:09.664 (6)						
4.057						
7	9	 CZE	59	SOUCEK JAN	2:55.629 5.754	40.565 (2)
			45	ANDRLIK JAN		0.274
			49	CHORVATH MARTIN		1:29.709 (9)
			57	POLIVKA JIRI		6.970
2:10.992 (8)						
5.385						
8	1	 GER	128	BROECKL NORMAN	2:55.653 5.778	42.331 (9)
			126	BACH BJORN		2.040
			134	GOLDSCHMIDT ARNDT		1:28.126 (7)
			125	ALTEPOST LUTZ		5.386
2:11.695 (9)						
6.088						
9	8	 NOR	291	NAESS MATTIS	2:57.819 7.944	42.079 (8)
			292	NORENBERG JACOB		1.788
			290	LARSEN EIRIK VERAS		1:29.097 (8)
			287	FJELDHEIM NILS OLAV		6.358
2:10.584 (7)						
4.977						

Chief Official: **Elly Muller**

Water: **20 °C**

Chief Finishing: **Cathy Wynne**

Air: **24 °C**

Course Umpire: **A. Mayer, I. Huszar**

Wind Force: **5 m/s**

Starter: **Bartlomiej Kasprzak**

Direction: **W**








Race No. 69

C4 1000 MEN

Saturday, 30.07.2005

11.15

F A 1/1

1	2	 GER	146 139 127 144	NUCK ROBERT HOLTZ STEPHAN BREVING STEPHAN LUCK THOMAS	3:17.096	45.716 (1) 1:37.641 (3) 2.338 2:27.260 (4) 1.359
2	3	 POL	308 301 321 323	JEZERSKI ANDRZEJ GAJOWNIK MICHAŁ TOŃSKI ARKADIUSZ TYSZYŃSKI WOJCIECH	3:17.714 0.618	48.080 (6) 2.364 1:38.712 (4) 3.409 2:26.666 (3) 0.665
3	4	 ROM	354 346 351 353	POPA CONSTANTIN CONDRAȚ PETRE MIRONCIC FLORIN POPA LOREDAN	3:17.972 0.876	45.977 (2) 0.261 1:35.303 (1) 2:26.234 (2) 0.333
4	6	 BLR	21 27 23 29	RABCHANKA DZMITRY VAITSISHKIN DZMITRY SHCHARBAK KANSTANTIN VAUCHETSKI ALIAKSANDR	3:19.076 1.980	46.217 (3) 0.501 1:35.860 (2) 0.557 2:25.901 (1)
5	1	 UKR	447 467 439 440	KAMLOCHUK LEONID BUNDZ ROMAN BEZUGLY SERGIY BILENKIY MIKHAILO	3:19.592 2.496	46.468 (4) 0.752 1:40.668 (7) 5.365 2:28.628 (6) 2.727
6	5	 HUN	186 184 208 202	HITTNER CSABA FURDOK GABOR TOTH MARTON SAFRAN MIHALY	3:19.988 2.892	47.198 (5) 1.482 1:39.408 (5) 4.105 2:27.996 (5) 2.095
7	7	 RUS	367 386 392 373	FOMICHEV KONSTANTIN SHIRSHOV ANDREY VOLKONSKY ALEXEY KOVALEV IGNAT	3:25.886 8.790	48.640 (7) 2.924 1:40.079 (6) 4.776 2:29.524 (7) 3.623

Chief Official: **Ely Muller**

Chief Finishing: **Cathy Wynne**

Course Umpire: **P. Bland, S. Fontana Esteve**

Starter: **Bartłomiej Kasprzak**

Water: **20 °C**

Air: **24 °C**

Wind Force: **5 m/s**

Direction: **W**






Race No. 70

K4 1000 WOMEN

Saturday, 30.07.2005

11.25

F A 1/1

1	6		300	DZIENISZEWSKA EDYTA	3:15.129	46.081 (1)
			296	BIAŁKOWSKA ANETA		1:35.528 (1)
			315	PYZAŁSKA IWONA		2:24.969 (1)
			312	MIKOŁAJCZYK BEATA		
2	1		131	FISCHER BIRGIT	3:15.717 0.588	47.299 (3)
			142	LEONHARDT CAROLIN		1.218
			137	HOERMANN JUDITH		1:36.297 (2)
			141	KNEBEL MAREN		0.77
3	4		364	VULPES FLORICA	3:17.313 2.184	47.958 (4)
			363	TALPA LIDIA		1.877
			345	CIOBANU MARIANA		1:38.065 (4)
			352	PLATON ALINA		2.53
4	8		88	SMIDAKOVA JANA	3:19.701 4.572	46.314 (2)
			89	VARELA ANA		0.233
			86	PORTELA TERESA		1:37.263 (3)
			78	GARCIA MA ISABEL		1.73
5	3		401	PANDA ANTONIJA	3:21.861 6.732	49.130 (6)
			398	KNEZEVIC MILJANA		3.049
			400	NADJ ANTONIJA		1:40.557 (5)
			404	TIBOR MARTA		5.03
6	5		207	SZAKALLAS EVA	3:23.241 8.112	49.748 (7)
			201	RASZTOTZKY ESZTER		3.667
			182	FALDUM BERENIKE		1:41.321 (6)
			192	KERESZTESI ALEXANDRA		5.79
7	2		28	VAKULA SVIATLANA	3:24.273 9.144	49.449 (6)
			14	BANDARENKA NATALIA		3.368
			25	TOROPOVA ALESIA		1:43.151 (8)
			12	AKHREMCHYK VERANIKA		7.62
8	7		465	ZHUK LUDMILA	3:25.449 10.320	50.084 (8)
			454	OSYPENKO INNA		4.003
			459	SEMIKINA TETIANA		1:41.983 (7)
			455	PALAMARCHUK JULIYA		6.45
						2:33.460 (8)
						8.48

Chief Official: **Elly Muller**

Chief Finishing: **Cathy Wynne**

Course Umpire: **A. Mayer, I. Huszar**

Starter: **Bartłomiej Kasprzak**

Water: **20 °C**

Air: **24 °C**

Wind Force: **5 m/s**

Direction: **W**

Race No. 71







K1 200 MEN

Saturday, 30.07.2005

13.00

1 TO FIN, 2-7 TO SF, REST OUT

HEAT 1/ 3

1	6	 HUN	176	BOROS GERGELY	35.879	
2	4	 ESP	85	PEREZ CARLOS	36.233 0.354	
3	1	 ITA	237	JAZBEC JAKA	36.947 1.068	
4	8	 DEN	64	BLEIBACH KASPER	37.133 1.254	
5	2	 BUL	35	GAUCHEV CHRISTO	37.793 1.914	
6	5	 GER	125	ALTEPOST LUTZ	38.123 2.244	
7	7	 POR	337	SILVA EMANUEL	38.177 2.298	
8	3	 AUT	4	ENDL CHRISTIAN	39.377 3.498	

Chief Official: **Elly Muller**Water: **20 °C**Chief Finishing: **Cathy Wynne**Air: **26 °C**Course Umpire: **I. Konstantinidis, G. Toth**Wind Force: **3 m/s**Starter: **Etienne Janssens**Direction: **W**

Race No. 72








K1 200 MEN

Saturday, 30.07.2005

13.05

1 TO FIN, 2-7 TO SF, REST OUT

HEAT 2/3

1	5	 LTU	269	PETRUKANECAS ROMAS	36.174	
2	8	 FIN	98	LATVAMAKI KIMMO	36.186 0.012	
3	2	 CRO	39	JANIC STJEPAN	36.978 0.804	
4	7	 SUI	408	FAH SIMON	38.130 1.956	
5	4	 GBR	117	ALMASI PETER	38.370 2.196	
6	6	 RUS	369	ILIN ANDREY	39.042 2.868	
7	3	 ARM	1	ANDREASYAN ARAM	39.174 3.000	

Chief Official: **Elly Muller**

Chief Finishing: **Cathy Wynne**

Course Umpire: **A. Mayer, I. Huszar**

Starter: **Etienne Janssens**

Water: **20 °C**

Air: **26 °C**

Wind Force: **3 m/s**

Direction: **W**

Race No. 73








K1 200 MEN

Saturday, 30.07.2005

13.10

1 TO FIN, 2-7 TO SF, REST OUT

HEAT 3/3

1	8	 FRA	112	JOUVE SEBASTIEN	36.076	
2	2	 CZE	49	CHORVATH MARTIN	36.628 0.552	
3	5	 POL	311	MENDELSKI TOMASZ	36.910 0.834	
4	4	 CYP	43	PAVLOVIC DJORDIE	37.042 0.966	
5	7	 UKR	463	TKACHUK ALEXANDR	37.402 1.326	
6	6	 GRE	167	PAPANDREOU APOSTOLOS	38.440 2.364	
7	3	 LAT	258	UPITIS MARTINS	40.348 4.272	

Chief Official: **Elly Muller**

Chief Finishing: **Cathy Wynne**

Course Umpire: **I. Konstantinidis, G. Toth**

Starter: **Etienne Janssens**

Water: **20 °C**

Air: **26 °C**

Wind Force: **3 m/s**

Direction: **W**

Race No. 74










C1 200 MEN

Saturday, 30.07.2005

13.15

1-3 FIN, 4-7 + 8th B.T. TO SF

HEAT 1/2

1	5	 RUS	381	OPALEV MAXIM	40.309	
2	2	 UKR	442	DEMYANENKO VALENTIN	40.753 0.444	
3	6	 LTU	267	MIASNIANKIN JEVGENIJ	40.915 0.606	
4	4	 CZE	50	DOKTOR MARTIN	41.371 1.062	
5	9	 ITA	228	CANNONE ANTONIO D.	41.575 1.266	
6	1	 FRA	111	GOUBEL MATHIEU	41.737 1.428	
7	8	 BUL	31	ATANASOV STANIMIR	42.271 1.962	
8	3	 ROM	359	SIMIONCENCU SILVIU	44.509 4.200	
9	7	 LAT	252	KLEMENTJEVS JEFIMIJS	45.427 5.118	

Chief Official: **Elly Muller**

Chief Finishing: **Cathy Wynne**

Course Umpire: **A. Mayer, I. Huszar**

Starter: **Etienne Janssens**









Water: **20 °C**

Air: **26 °C**

Wind Force: **3 m/s**

Direction: **W**

Race No. 75 C1 200 MEN Saturday, 30.07.2005 13.20
 1-3 FIN, 4-7 + 8th B.T. TO SF HEAT 2/ 2

1	5	 GER	129	DITTMER ANDREAS	40.628	
2	4	 POL	294	BARASZKIEWCZ PAWEŁ	41.078 0.450	
3	2	 BLR	30	ZHUKOVSKI ALIAKSANDR	41.498 0.870	
4	6	 HUN	194	KOLONICS GYORGY	41.546 0.918	
5	3	 EST	95	TSUSKIN DANEK	42.890 2.262	
6	7	 SVK	423	OSTRCIL MARIAN	43.352 2.724	
7	8	 CRO	41	LJUBEK NIKICA	45.368 4.740	
8	1	 GRE	162	LAVREDIATHIS VITALI	47.024 6.396	

Chief Official: Elly Muller Water: 20 °C
 Chief Finishing: Cathy Wynne Air: 26 °C
 Course Umpire: I. Konstantinidis, G. Toth Wind Force: 3 m/s
 Starter: Etienne Janssens Direction: W

Race No. 76








K1 200 WOMEN

Saturday, 30.07.2005

13.25

1-3 FIN, 4-7 + 8th B.T. TO SF

HEAT 1/2

1	3	 FIN	96	HONKANEN JENNI	41.859	
2	4	 HUN	206	SZABO SZILVIA	41.937 0.078	
3	6	 RUS	375	KUDINOVA SVETLANA	41.943 0.084	
4	2	 SVK	415	ERBANOVA MARCELA	42.291 0.432	
5	8	 BEL	10	SANTY PETRA	42.723 0.864	
6	7	 LTU	260	AGAFONOVA ALA	43.653 1.794	
7	5	 EST	94	TORTSOVA NATALIA	47.733 5.874	

Chief Official: **Elly Muller**

Chief Finishing: **Cathy Wynne**

Course Umpire: **A. Mayer, I. Huszar**

Starter: **Etienne Janssens**

Water: **20 °C**

Air: **26 °C**

Wind Force: **3 m/s**

Direction: **W**

Race No. 77







K1 200 WOMEN

Saturday, 30.07.2005

13.30

1-3 FIN, 4-7 + 8th B.T. TO SF

HEAT 2/ 2

1	5	 POL	305	GŁAŻEWSKA KAROLINA	41.049	
2	4	 GER	151	WASSMUTH CONNY	41.265 0.216	
3	7	 SLO	406	PONOMARENKO SPELA	41.301 0.252	
4	8	 CZE	47	BLAHOVA JANA	42.735 1.686	
5	3	 ITA	247	SGROI FABIANA	43.023 1.974	
6	6	 GRE	154	ALEXOPOULOU ATHINA	43.155 2.106	

Chief Official: **Elly Muller**Chief Finishing: **Cathy Wynne**Course Umpire: **I. Konstantinidis, G. Toth**Starter: **Etienne Janssens**Water: **20 °C**Air: **26 °C**Wind Force: **3 m/s**Direction: **W**

Race No. 78








K2 200 MEN

Saturday, 30.07.2005

13.35

1 TO FIN, 2-7 TO SF, REST OUT

HEAT 1/3

1	5	 LTU	263 261	DUONELA ALVYDAS BALCIUNAS EGIDIJUS	32.356	
2	6	 SCG	395 405	FILIPOVIC OGNJEN ZORIC DRAGAN	32.590 0.234	
3	4	 GER	148 152	RAUHE RONALD WESKOTTER TIM	33.220 0.864	
4	3	 NED	284 281	V.D. POL TOBIAS HOEKSTRA NIELS	33.646 1.290	
5	2	 IRL	214 217	EGAN PETER STREVENS ADAM	35.452 3.096	
6	8	 ARM	2 3	ASMARYAN GEVORG MIRIJANYAN SARGIS	35.830 3.474	
7	7	 AUT	4 5	ENDL CHRISTIAN HODLSBERGER DANIEL	36.946 4.590	

Chief Official: **Elly Muller**

Chief Finishing: **Cathy Wynne**

Course Umpire: **A. Mayer, I. Huszar**

Starter: **Peter Moule**

Water: **20 °C**

Air: **26 °C**

Wind Force: **3 m/s**

Direction: **W**

Race No. 79





K2 200 MEN

Saturday, 30.07.2005

13.40

1 TO FIN, 2-7 TO SF, REST OUT

HEAT 2/ 3

1	8	 SWE	436 SVANQVIST CHRISTIAN 437 SVENSSON ANDERS	32.354	
2	5	 RUS	394 ZARUBIN ROMAN 389 TURCHENKOV DENIS	32.474 0.120	
3	4	 EST	91 BECKER PEETER 93 TOOTSI TARMO	33.674 1.320	
4	3	 SUI	409 GUBSER DAVID 410 GUBSER REMO	34.184 1.830	
5	6	 GRE	166 NIKOLOPOULOS NIKOLAOS 161 LADAS ANTONIOS	35.546 3.192	
6	2	 ITA	231 CONSTANTINI GIACOMO 249 TOFANI PIERPAOLO	36.176 3.822	
7	7	 CYP	42 KYRIACOV MICHALIS 44 SAULESCU DANIEL	38.780 6.426	

Chief Official: **Elly Muller**

Chief Finishing: **Cathy Wynne**

Course Umpire: **I. Konstantinidis, G. Toth**

Starter: **Peter Moule**

Water: **20 °C**

Air: **26 °C**

Wind Force: **3 m/s**

Direction: **W**

Race No. 80








K2 200 MEN

Saturday, 30.07.2005

13.45

1 TO FIN, 2-7 TO SF, REST OUT

HEAT 3/3

1	5	 POL	322 326	TWARDOWSKI MAREK WYSOCKI ADAM	32.387	
2	6	 HUN	204 181	SIK MARTON CSAMANGO ATTILA	32.705 0.318	
3	2	 DEN	68 69	NIELSEN CASPER NIELSEN LASSE	33.077 0.690	
4	7	 ESP	81 90	LLERA FRANCISCO VINDEL DAMIAN	33.167 0.780	
5	8	 UKR	450 444	KREMER MYKOLA EPISHKIN VITALY	33.197 0.810	
6	4	 MDA	277 276	TUROV VLADIMIR BESPALOV VLADIMIR	34.727 2.340	
7	3	 POR	334 466	RAMALHO JOSE FERNANDES DAVID	35.483 3.096	

Chief Official: **Elly Muller**

Chief Finishing: **Cathy Wynne**

Course Umpire: **A. Mayer, I. Huszar**

Starter: **Peter Moule**







Water: **20 °C**

Air: **26 °C**

Wind Force: **3 m/s**

Direction: **W**

Race No. 81 C2 200 MEN Saturday, 30.07.2005 13.50
 1-3 FIN, 4-7 + 8th B.T. TO SF HEAT 1/2

1	3	 LTU	266 264	LABUCKAS RAIMUNDAS GADEIKIS TOMAS	37.976	
2	5	 CZE	51 56	FUKSA PETR NETUSIL PETR	38.390 0.414	
3	6	 BLR	27 21	VAITSISHKIN DZMITRY RABCHANKA DZMITRY	38.606 0.630	
4	4	 POL	308 301	JEZIERSKI ANDRZEJ GAJOWNIK MICHAŁ	38.636 0.660	
5	2	 FRA	113 106	LAVIGNE YANNICK BARBEY LAURENT	39.710 1.734	
6	7	 LAT	251 253	BOBKOVŠ ANDREJS PRANKS GATIS	40.550 2.574	

Chief Official: **Elly Muller**
 Chief Finishing: **Cathy Wynne**
 Course Umpire: **I. Konstantinidis, G. Toth**
 Starter: **Peter Moule**

Water: **20 °C**
 Air: **26 °C**
 Wind Force: **3 m/s**
 Direction: **W**

Race No. 82







C2 200 MEN

Saturday, 30.07.2005

13.55

1-3 FIN, 4-7 + 8th B.T. TO SF

HEAT 2/2

1	7	 UKR	458 448	SABLIN DMITRO KLIMNUK SERGIY	37.548	
2	2	 GER	133 153	GILLE CHRISTIAN WYLENZEK TOMASZ	37.758 0.210	
3	5	 HUN	195 179	KOVACS GERGELY BOZSIK ATTILA	37.986 0.438	
4	4	 RUS	368 376	IGNATOV EVGENY LIPKIN NIKOLAY	38.004 0.456	
5	6	 ROM	346 351	CONDRAT PETRE MIRONCIC FLORIN	39.342 1.794	
6	3	 SVK	413 417	BIKSADSKY DANIEL HAGARA LUBOMIR	39.672 2.124	

Chief Official: **Elly Muller**

Chief Finishing: **Cathy Wynne**

Course Umpire: **A. Mayer, I. Huszar**

Starter: **Peter Moule**

Water: **20 °C**

Air: **26 °C**

Wind Force: **3 m/s**

Direction: **W**

Race No. 83







K2 200 WOMEN

Saturday, 30.07.2005

14.00

1-3 FIN, 4-7 + 8th B.T. TO SF

HEAT 1/ 2

1	5	 HUN	196 188	KOVACS KATALIN JANICS NATASA	37.112	
2	2	 AUT	6 7	SCHLITZER PETRA SCHWARZ VIKTORIA	38.420 1.308	
3	6	 NED	278 283	BULK NICOLE ROOS FEMKE	38.504 1.392	
4	4	 POL	320 318	SOKOŁOWSKA-KULESZA BEATA SKOWROŃ JOANNA	38.522 1.410	
5	8	 GBR	118 122	COULSON ABIGAIL HARDY LUCY	40.316 3.204	
6	3	 ROM	356 342	PRUTEANU COSMINA BARSAN IONELA	41.354 4.242	

Chief Official: **Elly Muller**

Chief Finishing: **Cathy Wynne**

Course Umpire: **I. Konstantinidis, G. Toth**

Starter: **Peter Moule**

Water: **20 °C**

Air: **26 °C**

Wind Force: **3 m/s**

Direction: **W**

Race No. 84








K2 200 WOMEN

Saturday, 30.07.2005

14.05

1-3 FIN, 4-7 + 8th B.T. TO SF

HEAT 2/ 2

1	5	 GER	131 132	FISCHER BIRGIT FISCHER FANNY	38.218	
2	3	 SVK	418 419	KMETOVA IVANA KOHLOVA MARTINA	38.530 0.312	
3	2	 FRA	110 116	DELATTRE MARIE VIARD ANNE LAURE	38.794 0.576	
4	8	 ITA	244 236	RICCIOTTI ANNA ODETTE FAGIOLI ALICE	40.726 2.508	
5	7	 UKR	451 446	KUSHANOVA LARISA GOLUBOTSKAYA LUDMILA	40.942 2.724	
6	6	 POR	335 338	RODRIGUES HELENA SOUSA JOANA	41.146 2.928	
7	4	 RUS	365 385	ANDREEVA TATIANA SALAKHOVA JULIANA	41.176 2.958	

Chief Official: **Elly Muller**Chief Finishing: **Cathy Wynne**Course Umpire: **A. Mayer, I. Huszar**Starter: **Peter Moule**Water: **20 °C**Air: **26 °C**Wind Force: **3 m/s**Direction: **W**

Race No. 85










K4 200 MEN

Saturday, 30.07.2005

14.10

1-3 FIN, 4-7 + 8th B.T. TO SF

HEAT 1/2

1	5	 HUN	190 KADLER VICTOR 172 BEE ISTVAN 171 BABELLA BALAZS 185 GYERTYANOS GERGELY	30.447	
2	1	 CZE	62 SVAB FILIP 54 HOLUBAR PAVEL 46 BATKA SVATOPLUK 60 STERBA JAN	30.609 0.162	
3	8	 BLR	20 PIATRUSHENKA RAMAN 11 ABALMASAV ALIAKSEI 26 TURCHYN DZIAMIAN 19 MAKHNEV VADZIM	30.717 0.270	
4	4	 RUS	387 SHKIOTOV ANDREY 378 MALYSHEV ALEXEY 370 KOSILOV SERGEY 391 VISHNYAKOV KONSTANTIN	30.933 0.486	
5	2	 SVK	412 BELOVIC LADISLAV 422 NOSKOVIC ERIK 420 LIPTAK JURAJ 421 MARTINEK TOMAS	31.035 0.588	
6	9	 FRA	107 BOUKPETI OLIVER 115 SAUNIER BORIS 109 COLIN PHILIPPE 114 LE CRUBIER VINCENT	31.137 0.690	
7	7	 POR	330 CORREIA LEONEL 336 SANTOS PEDRO 332 GOMES PEDRO 333 JESUS SERGIO	31.437 0.990	
8	3	 ITA	246 SCADUTO ANTONIO 225 BENEDINI FRANCO 234 FACCHIN ANDREA 240 PIEMONTE LUCA	31.725 1.278	
9	6	 POL	324 WARDOWICZ DANIEL 307 GÓRSKI TOMASZ 295 BAUMANN PAWEŁ 302 GAWRYCH PRZEMYSŁAW	31.821 1.374	

Chief Official: **Elly Muller**

Water: **20 °C**

Chief Finishing: **Cathy Wynne**

Air: **26 °C**

Course Umpire: **I. Konstantinidis, G. Toth**

Wind Force: **3 m/s**

Starter: **Bartłomiej Kasprzak**

Direction: **W**

Race No. 86










K4 200 MEN

Saturday, 30.07.2005

14.15

1-3 FIN, 4-7 + 8th B.T. TO SF

HEAT 2/ 2

1	9	 GER	128 BROECKL NORMAN 126 BACH BJORN 135 GOLDSCHMIDT BJORN 130 EMS JONAS	30.524
2	5	 ESP	77 CRAVIOTTO SAUL 87 PRIETO BORJA 84 MUNOZ MANUEL 73 ACUNA JAIME	30.770 0.246
3	3	 NOR	293 WEFALD ALEX 288 GJERSOE ANDREAS 292 NOREBERG JACOB 291 NAESS MATTIS	31.316 0.792
4	1	 FIN	100 PALMROTH LAURI 103 SELIVAARA JAAKKO 101 PITKANEN PETTERI 104 SELIVAARA JUHA	31.712 1.188
5	8	 BUL	38 YORDANOV YORDAN 34 CHRISTOV IVAN 35 GAUCHEV CHRISTO 33 CHALAKOV ENCHO	31.754 1.230
6	7	 SCG	399 KOVACIC IGOR 402 SOTI JOZEF 396 ILIC ZELJKO 403 STANOJEVIC DUSKO	31.832 1.308
7	2	 UKR	450 KREMER MYKOLA 444 EPISHKIN VITALY 453 OLIYNIK YURIY 452 LITVITSKY VLADIMIR	32.078 1.554
8	4	 GBR	121 DARBY-DOWMAN RICHARD 119 DANIELS THOMAS 120 DARBY-DOWMAN PAUL 123 SABBERTON ROSS	32.132 1.608
9	6	 GRE	169 SEITARIDIS ANDREAS 155 BIBIS STYLIANOS 160 KYRIAKOULIS T. 158 KATOGIAS KONSTANTIN	36.578 6.054

Chief Official: **Elly Muller**

Chief Finishing: **Cathy Wynne**

Course Umpire: **A. Mayer, I. Huszar**

Starter: **Bartlomiej Kasprzak**

Water: **20 °C**

Air: **26 °C**

Wind Force: **3 m/s**

Direction: **W**

Race No. 89






K4 200 WOMEN

Saturday, 30.07.2005

14.30

1-3 FIN, 4-7 + 8th B.T. TO SF

HEAT 1/ 2

1	5	 HUN	199 213 200 183	PAKSY TIMEA VISKI ERZSZELET PATYI MELINDA FAZEKAS KRISZTINA	35.857	
2	2	 SWE	434 432 433 435	NORDLOW JOSEFIN JOHANSSON KARIN KARLSSON ANNA PALDANIUS SOFIA	36.655 0.798	
3	6	 POL	297 296 309 299	BOROWICZ MONIKA BIAŁKOWSKA ANETA KONIECZNA ANETA CZAJCZYŃSKA MAŁGORZATA	36.679 0.822	
4	4	 NED	278 283 285 280	BULK NICOLE ROOS FEMKE YOSEF TAMARA HAAZE EEF	37.003 1.146	
5	7	 GRE	170 168 163 157	ZELIOTI-SOUZOU DANAI PATRELAKI ELEFThERIA MPARDAKLI ALEXANDRA KAPAKLI EFSTATHIA	41.995 6.138	

Chief Official: **Elly Muller**

Chief Finishing: **Cathy Wynne**

Course Umpire: **I. Konstantinidis, G. Toth**

Starter: **Bartłomiej Kasprzak**

Water: **20 °C**

Air: **26 °C**

Wind Force: **3 m/s**

Direction: **W**

Race No. 90







K4 200 WOMEN

Saturday, 30.07.2005

14.35

1-3 FIN, 4-7 + 8th B.T. TO SF

HEAT 2/ 2

1	3	 GER	150	WAGNER-AUGUSTIN KATRIN	35.824	
			142	LEONHARDT CAROLIN		
			149	REINHARDT NICOLE		
			137	HOERMANN JUDITH		
2	5	 RUS	382	PETROVA NADEZDA	36.106 0.282	
			366	BORISSOVA NATALIA		
			383	PISHCHULINA NADEZDA		
			388	TISHCHENKO TATIANA		
3	7	 SCG	401	PANDA ANTONIJA	36.885 1.061	
			398	KNEZEVIC MILJANA		
			397	KLIMPF JELENA		
			404	TIBOR MARTA		
4	2	 UKR	465	ZHUK LUDMILA	37.587 1.763	
			454	OSYPENKO INNA		
			459	SEMIKINA TETIANA		
			455	PALAMARCHUK JULIYA		
5	4	 ROM	352	PLATON ALINA	37.833 2.009	
			345	CIOBANU MARIANA		
			363	TALPA LIDIA		
			364	VULPES FLORICA		
6	6	 BLR	28	VAKULA SVIATLANA	38.842 3.018	
			14	BANDARENKA NATALIA		
			25	TOROPOVA ALESIA		
			12	AKHREMCHYK VERANIKA		

Chief Official: **Elly Muller**Water: **20 °C**Chief Finishing: **Cathy Wynne**Air: **26 °C**Course Umpire: **A. Mayer, I. Huszar**Wind Force: **3 m/s**Starter: **Bartłomiej Kasprzak**Direction: **W**

Race No. 91










K1 200 MEN

Saturday, 30.07.2005

15.10

1-3 TO FIN, REST OUT

SF 1/2

1	5	 ESP	85	PEREZ CARLOS	35.928	
2	1	 GER	125	ALTEPOST LUTZ	36.396 0.468	
3	3	 CYP	43	PAVLOVIC DJORDIE	36.510 0.582	
4	6	 POL	311	MENDELSKI TOMASZ	36.702 0.774	
5	4	 CRO	39	JANIC STJEPAN	36.786 0.858	
6	7	 DEN	64	BLEIBACH KASPER	36.924 0.996	
7	8	 GRE	167	PAPANDREOU APOSTOLOS	38.160 2.232	
8	2	 GBR	117	ALMASI PETER	38.214 2.286	
9	9	 ARM	1	ANDREASYAN ARAM	39.234 3.306	

Chief Official: Elly Muller

Chief Finishing: Cathy Wynne

Course Umpire: P. Bland, S. Fontana Esteve

Starter: Bartłomiej Kasprzak

Water: 20 °C

Air: 26 °C

Wind Force: 3 m/s

Direction: W

Race No. 92










K1 200 MEN

Saturday, 30.07.2005

15.15

1-3 TO FIN, REST OUT

SF 2/ 2

1	4	 CZE	49	CHORVATH MARTIN	36.394	
2	6	 ITA	237	JAZBEC JAKA	36.490 0.096	
3	5	 FIN	98	LATVAMAKI KIMMO	36.658 0.264	
4	3	 SUI	408	FAH SIMON	36.682 0.288	
5	9	 LAT	258	UPITIS MARTINS	37.042 0.648	
6	1	 POR	337	SILVA EMANUEL	37.510 1.116	
7	2	 UKR	463	TKACHUK ALEXANDR	37.564 1.170	
8	7	 BUL	35	GAUCHEV CHRISTO	38.470 2.076	
9	8	 RUS	369	ILIN ANDREY	40.270 3.876	

Chief Official: **Elly Muller**

Chief Finishing: **Cathy Wynne**

Course Umpire: **I. Konstantinidis, G. Toth**

Starter: **Bartłomiej Kasprzak**

Water: **20 °C**

Air: **26 °C**

Wind Force: **3 m/s**

Direction: **W**

Race No. 93










C1 200 MEN

Saturday, 30.07.2005

15.20

1-3 TO FIN, REST OUT

SF 1/1

1	2	 FRA	111	GOUBEL MATHIEU	42.083	
2	6	 ITA	228	CANNONE ANTONIO D.	42.773 0.690	
3	3	 EST	95	TSUSKIN DANEK	42.983 0.900	
4	5	 CZE	50	DOKTOR MARTIN	43.067 0.984	
5	7	 SVK	423	OSTRCIL MARIAN	43.493 1.410	
6	8	 BUL	31	ATANASOV STANIMIR	43.739 1.656	
7	4	 HUN	194	KOLONICS GYORGY	44.159 2.076	
8	9	 ROM	359	SIMIONCENCU SILVIU	45.767 3.684	
9	1	 CRO	41	LJUBEK NIKICA	48.029 5.946	

Chief Official: **Elly Muller**

Chief Finishing: **Cathy Wynne**

Course Umpire: **P. Bland, S. Fontana Esteve**

Starter: **Bartłomiej Kasprzak**

Water: **20 °C**

Air: **26 °C**

Wind Force: **3 m/s**

Direction: **W**

Race No. 94

K1 200 WOMEN

Saturday, 30.07.2005

15.25

1-3 TO FIN, REST OUT

SF 1/1

1	5	 SVK	415	ERBANOVA MARCELA	43.863	
2	2	 LTU	260	AGAFONOVA ALA	43.983 0.120	
3	3	 ITA	247	SGROI FABIANA	44.001 0.138	
4	6	 BEL	10	SANTY PETRA	44.265 0.402	
5	4	 CZE	47	BLAHOVA JANA	44.547 0.684	
6	7	 GRE	154	ALEXOPOULOU ATHINA	47.397 3.534	
7	8	 EST	94	TORTSOVA NATALIA	50.181 6.318	

Chief Official: **Elly Muller**

Chief Finishing: **Cathy Wynne**

Course Umpire: **I. Konstantinidis, G. Toth**

Starter: **Etienne Jansens**

Water: **20 °C**

Air: **26 °C**

Wind Force: **3 m/s**

Direction: **W**

Race No. 95









K2 200 MEN

Saturday, 30.07.2005

15.30

1-3 TO FIN, REST OUT

SF 1/2

1	6	 GER	148 152	RAUHE RONALD WESKOTTER TIM	32.909	
2	3	 ESP	81 90	LLERA FRANCISCO VINDEL DAMIAN	33.227 0.318	
3	4	 EST	91 93	BECKER PEETER TOOTSI TARMO	33.906 0.997	
4	5	 HUN	204 181	SIK MARTON CSAMANGO ATTILA	33.948 1.039	
5	7	 SUI	409 410	GUBSER DAVID GUBSER REMO	34.296 1.387	
6	1	 POR	334 466	RAMALHO JOSE FERNANDES DAVID	36.113 3.204	
7	8	 ITA	231 249	CONSTANTINI GIACOMO TOFANI PIERPAOLO	36.233 3.324	
8	2	 IRL	214 217	EGAN PETER STREVENNS ADAM	36.257 3.348	
9	9	 ARM	2 3	ASMARYAN GEVORG MIRIJANYAN SARGIS	37.320 4.411	

Chief Official: **Elly Muller**

Chief Finishing: **Cathy Wynne**

Course Umpire: **P. Bland, S. Fontana Esteve**

Starter: **Peter Moule**

Water: **20 °C**

Air: **26 °C**

Wind Force: **3 m/s**

Direction: **W**

Race No. 96










K2 200 MEN

Saturday, 30.07.2005

15.35

1-3 TO FIN, REST OUT

SF 2/ 2

1	5	 SCG	395 405	FILIPOVIC OGNJEN ZORIC DRAGAN	33.019	
2	6	 DEN	68 69	NIELSEN CASPER NIELSEN LASSE	33.319 0.300	
3	4	 RUS	394 389	ZARUBIN ROMAN TURCHENKOV DENIS	33.457 0.438	
4	3	 NED	284 281	V.D. POL TOBIAS HOEKSTRA NIELS	33.997 0.978	
5	2	 UKR	450 444	KREMER MYKOLA EPISHKIN VITALY	34.243 1.224	
6	8	 MDA	277 276	TUROV VLADIMIR BESPALOV VLADIMIR	35.257 2.238	
7	7	 GRE	166 161	NIKOLOPOULOS NIKOLAOS LADAS ANTONIOS	36.187 3.168	
8	9	 AUT	4 5	ENDL CHRISTIAN HODLSBERGER DANIEL	38.965 5.946	
9	1	 CYP	42 44	KYRIACOV MICHALIS SAULESCU DANIEL	39.709 6.690	

Chief Official: **Elly Muller**

Chief Finishing: **Cathy Wynne**

Course Umpire: **I. Konstantinidis, G. Toth**

Starter: **Peter Moule**

Water: **20 °C**

Air: **26 °C**

Wind Force: **3 m/s**

Direction: **W**

Race No. 97







C2 200 MEN

Saturday, 30.07.2005

15.40

1-3 TO FIN, REST OUT

SF 1/1

1	4	 RUS	368 376	IGNATOV EVGENY LIPKIN NIKOLAY	38.093	
2	5	 POL	308 301	JEZIERSKI ANDRZEJ GAJOWNIK MICHAŁ	38.627 0.534	
3	3	 ROM	346 351	CONDRAT PETRE MIRONCIC FLORIN	39.113 1.020	
4	7	 SVK	413 417	BIKSADSKY DANIEL HAGARA LUBOMIR	39.347 1.254	
5	2	 LAT	251 253	BOBKOVŠ ANDREJS PRANKS GATIS	41.753 3.660	
6	6	 FRA	113 106	LAVIGNE YANNICK BARBEY LAURENT	42.239 4.146	

Chief Official: **Elly Muller**

Chief Finishing: **Cathy Wynne**

Course Umpire: **P. Bland, S. Fontana Esteve**

Starter: **Peter Moule**

Water: **20 °C**

Air: **26 °C**

Wind Force: **3 m/s**

Direction: **W**

Race No. 98








K2 200 WOMEN

Saturday, 30.07.2005

15.45

1-3 TO FIN, REST OUT

SF 1/ 1

1	5	 POL	320 318	SOKOŁOWSKA-KULESZA BEATA SKOWROŃ JOANNA	39.527	
2	7	 POR	335 338	RODRIGUES HELENA SOUSA JOANA	39.995 0.468	
3	1	 RUS	365 385	ANDREEVA TATIANA SALAKHOVA JULIANA	40.247 0.720	
4	6	 GBR	118 122	COULSON ABIGAIL HARDY LUCY	40.325 0.798	
5	3	 UKR	451 446	KUSHANOVA LARISA GOLUBOTSKAYA LUDMILA	40.595 1.068	
6	4	 ITA	244 236	RICCIOTTI ANNA ODETTE FAGIOLI ALICE	40.607 1.080	
7	2	 ROM	356 342	PRUTEANU COSMINA BARSAN IONELA	41.603 2.076	

Chief Official: **Elly Muller**

Chief Finishing: **Cathy Wynne**

Course Umpire: **I. Konstantinidis, G. Toth**

Starter: **Peter Moule**

Water: **20 °C**

Air: **26 °C**

Wind Force: **3 m/s**

Direction: **W**

Race No. 99










K4 200 MEN

Saturday, 30.07.2005

15.50

1-3 TO FIN, REST OUT

SF 1/1

1	6	 SVK	412 422 420 421	BELOVIC LADISLAV NOSKOVIC ERIK LIPTAK JURAJ MARTINEK TOMAS	30.721	
2	2	 FRA	107 115 109 114	BOUKPETI OLIVER SAUNIER BORIS COLIN PHILIPPE LE CRUBIER VINCENT	30.829 0.108	
3	9	 ITA	246 225 234 240	SCADUTO ANTONIO BENEDINI FRANCO FACCHIN ANDREA PIEMONTE LUCA	31.219 0.498	
4	4	 FIN	100 103 101 104	PALMROTH LAURI SELIVAARA JAAKKO PITKANEN PETTERI SELIVAARA JUHA	31.279 0.558	
5	8	 POR	330 336 332 333	CORREIA LEONEL SANTOS PEDRO GOMES PEDRO JESUS SERGIO	31.399 0.678	
6	7	 SCG	399 402 396 403	KOVACIC IGOR SOTI JOZEF ILIC ZELJKO STANOJEVIC DUSKO	31.699 0.978	
7	1	 UKR	450 444 453 452	KREMER MYKOLA EPISHKIN VITALY OLIYNIK YURIY LITVITSKY VLADIMIR	31.759 1.038	
8	3	 BUL	38 34 35 33	YORDANOV YORDAN CHRISTOV IVAN GAUCHEV CHRISTO CHALAKOV ENCHO	31.771 1.050	
9	5	 RUS	387 378 370 391	SHKIOTOV ANDREY MALYSHEV ALEXEY KOSILOV SERGEY VISHNYAKOV KONSTANTIN	35.275 4.554	

Chief Official: Elly Muller

Water: 20 °C

Chief Finishing: Cathy Wynne

Air: 26 °C

Course Umpire: P. Bland, S. Fontana Esteve

Wind Force: 3 m/s

Starter: Bartłomiej Kasprzak

Direction: W

Race No. 101






K4 200 WOMEN

Saturday, 30.07.2005

16.00

1-3 TO FIN, REST OUT

SF 1/1

1	3	 ROM	352 PLATON ALINA 345 CIOBANU MARIANA 363 TALPA LIDIA 364 VULPES FLORICA	36.675	
2	5	 NED	278 BULK NICOLE 283 ROOS FEMKE 285 YOSEF TAMARA 280 HAAZE EEF	37.083 0.408	
3	4	 UKR	465 ZHUK LUDMILA 454 OSYPENKO INNA 459 SEMIKINA TETIANA 455 PALAMARCHUK JULIYA	37.659 0.984	
4	7	 BLR	28 VAKULA SVIATLANA 14 BANDARENKA NATALIA 25 TOROPOVA ALESIA 12 AKHREMCHYK VERANIKA	38.007 1.332	
5	6	 GRE	170 ZELIOTI-SOUZOU DANAI 168 PATRELAKI ELEFThERIA 163 MPARDAKLI ALEXANDRA 157 KAPAKLI EFSTATHIA	42.093 5.418	

Chief Official: **Elly Muller**

Water: **20 °C**

Chief Finishing: **Cathy Wynne**

Air: **26 °C**

Course Umpire: **P. Bland, S. Fontana Esteve**

Wind Force: **3 m/s**

Starter: **Bartlomiej Kasprzak**

Direction: **W**










Race No. 102

K1 500 MEN

Sunday, 31.07.2005

10.05

FA 1/1

1	5	 HUN	212	VERECKAI AKOS	1:38.493	47.077 (2) 0.250
2	4	 GER	125	ALTEPOST LUTZ	1:39.123 0.630	48.778 (7) 1.951
3	6	 CRO	39	JANIC STJEPAN	1:39.333 0.840	46.827 (1)
4	3	 POL	311	MENDELSKI TOMASZ	1:39.657 1.164	48.503 (6) 1.676
5	8	 NOR	290	LARSEN EIRIK VERAS	1:39.867 1.374	49.255 (9) 2.428
6	2	 BUL	37	MERKOV PETAR	1:40.299 1.806	49.130 (8) 2.303
7	9	 SWE	431	GUSTAFSSON ANDERS	1:40.473 1.980	48.391 (5) 1.564
8	1	 ISR	221	KOLGANOV MICHAEL	1:40.677 2.184	48.218 (3) 1.391
9	7	 ESP	85	PEREZ CARLOS	1:41.655 3.162	48.323 (4) 1.496

Chief Official: **Elly Muller**

Chief Finishing: **Cathy Wynne**

Course Umpire: **A. Mayer, I. Huszar**

Starter: **Etienne Janssens**

Water: **20 °C**

Air: **22 °C**

Wind Force: **1 m/s**

Direction: **W**










Race No. 103

C1 500 MEN

Sunday, 31.07.2005

10.12

F A 1/1

1	7	 RUS	381	OPALEV MAXIM	1:48.450	52.298 (1)
2	5	 POL	294	BARASZKIEWCZ PAWEŁ	1:48.480 0.030	52.667 (2) 0.369
3	4	 GER	129	DITTMER ANDREAS	1:48.564 0.114	53.500 (3) 1.202
4	8	 ESP	76	CAL DAVID	1:50.082 1.632	53.836 (4) 1.538
5	3	 CZE	50	DOKTOR MARTIN	1:50.178 1.728	55.028 (7) 2.730
6	6	 HUN	194	KOLONICS GYORGY	1:50.676 2.226	54.564 (6) 2.266
7	1	 FRA	111	GOUBEL MATHIEU	1:50.940 2.490	56.160 (9) 3.862
8	2	 BUL	31	ATANASOV STANIMIR	1:51.966 3.516	55.807 (8) 3.509
9	9	 ROM	359	SIMIONCENCU SILVIU	1:55.128 6.678	54.188 (5) 1.890

Chief Official: **Elly Muller**

Water: 20 °C

Chief Finishing: **Cathy Wynne**

Air: 22 °C

Course Umpire: **P. Bland, S. Fontana Esteve**

Wind Force: 1 m/s

Starter: **Etienne Janssens**Direction: **W**

Race No. 104

K1 500 WOMEN

Sunday, 31.07.2005

10.19

F A 1/1

1	6	 GER	149	REINHARDT NICOLE	1:51.946	54.360 (3) 0.644
2	5	 HUN	213	VISKI ERZSEBET	1:52.138 0.192	54.711 (4) 0.995
3	4	 POL	305	GŁAŻEWSKA KAROLINA	1:52.486 0.540	55.031 (5) 1.315
4	2	 FIN	102	RIKALA ANNE	1:52.714 0.768	55.412 (6) 1.696
5	8	 SVK	415	ERBANOVA MARCELA	1:53.446 1.500	54.021 (2) 0.305
6	7	 ESP	86	PORTELA TERESA	1:54.634 2.688	53.716 (1)
7	1	 SLO	406	PONOMARENKO SPELA	1:54.976 3.030	55.772 (7) 2.056
8	3	 ITA	247	SGROI FABIANA	1:57.100 5.154	57.183 (9) 3.467
9	9	 ISR	222	PEISSAKHOVITCH LARISSA	1:57.640 5.694	58.129 (8) 2.413

Chief Official: **Elly Muller**

Chief Finishing: **Cathy Wynne**

Course Umpire: **A. Mayer, I. Huszar**

Starter: **Etienne Janssens**

Water: **20 °C**

Air: **22 °C**

Wind Force: **1 m/s**

Direction: **W**










Race No. 105

K2 500 MEN

Sunday, 31.07.2005

10.26

FA 1/1

1	6	 GER	148 152	RAUHE RONALD WESKOTTER TIM	1:28.860	43.874 (4) 1.223
2	5	 POL	322 326	TWARDOWSKI MAREK WYSOCKI ADAM	1:29.268 0.408	43.124 (2) 0.473
3	7	 HUN	191 198	KAMMERER ZOLTAN KUCSERA GABOR	1:30.312 1.452	43.498 (3) 0.848
4	1	 SVK	424 427	RISZDORFER RICHARD VLCEK ERIK	1:30.600 1.740	45.252 (8) 2.601
5	3	 LTU	263 261	DUONELA ALVYDAS BALCIUNAS EGIDIJUS	1:31.134 2.274	42.851 (1)
6	4	 ROM	339 358	ANGHEL JONUT SEVICI MARIAN	1:31.350 2.490	44.602 (6) 1.951
7	9	 FRA	107 115	BOUKPETI OLIVER SAUNIER BORIS	1:31.752 2.892	45.609 (9) 2.958
8	8	 LAT	255 259	STALMANIS RONALDS ZALUPE KRISTAPS	1:32.730 3.870	44.237 (5) 1.586
9	2	 RUS	394 389	ZARUBIN ROMAN TURCHENKOV DENIS	1:33.054 4.194	44.933 (7) 2.282

Chief Official: **Elly Muller**

Chief Finishing: **Cathy Wynne**

Course Umpire: **P. Bland, S. Fontana Esteve**

Starter: **Peter Moule**

Water: **20 °C**

Air: **22 °C**

Wind Force: **1 m/s**

Direction: **W**










Race No. 106

C2 500 MEN

Sunday, 31.07.2005

10.33

FA 1/1

1	5	 GER	133 153	GILLE CHRISTIAN WYLENZEK TOMASZ	1:41.667	48.898 (1)
2	4	 POL	325 327	WOSZCZYŃSKI ŁUKASZ ŚLIWIŃSKI MICHAŁ	1:42.267 0.600	50.758 (6) 1.860
3	6	 RUS	372 371	KOVALEV ALEXANDER KOSTOGLD ALEXANDER	1:43.173 1.506	49.334 (2) 0.436
4	2	 BLR	23 29	SHCHARBAK KANSTANTIN VAUCHETSKI ALIAKSANDR	1:44.001 2.334	51.422 (8) 2.524
5	7	 ROM	346 351	CONDRAT PETRE MIRONCIC FLORIN	1:44.007 2.340	49.651 (3) 0.753
6	1	 ESP	75 83	BEA JOSE ALFREDO MASCATO DAVID	1:45.441 3.774	51.661 (9) 2.763
7	8	 UKR	456 443	PROKOPENKO MAKSYM DZHALILOV RUSLAN	1:45.567 3.900	49.952 (4) 1.054
8	3	 HUN	195 179	KOVACS GERGELY BOZSIK ATTILA	1:46.773 5.106	51.103 (7) 2.205
9	9	 SVK	413 417	BIKSADSKY DANIEL HAGARA LUBOMIR	1:46.905 5.238	50.368 (5) 1.460

Chief Official: **Elly Muller**

Chief Finishing: **Cathy Wynne**

Course Umpire: **A. Mayer, I. Huszar**

Starter: **Peter Moule**

Water: **20 °C**

Air: **22 °C**

Wind Force: **1 m/s**

Direction: **W**










Race No. 107

K2 500 WOMEN

Sunday, 31.07.2005

10.40

F A 1/1

1	5	 HUN	196 188	KOVACS KATALIN JANICS NATASA	1:41.959	49.486 (1)
2	2	 GER	145 147	NOLLEN MAIKE OPGEN-RHEIN NADINE	1:44.275 2.316	51.517 (7) 2.031
3	7	 FRA	110 116	DELATTRE MARIE VIARD ANNE LAURE	1:44.515 2.556	50.221 (3) 0.735
4	6	 SVK	418 419	KMETOVA IVANA KOHLOVA MARTINA	1:44.743 2.784	49.870 (2) 0.384
5	4	 POL	320 318	SOKOŁOWSKA-KULESZA BEATA SKOWROŃ JOANNA	1:45.145 3.186	50.883 (5) 1.397
6	9	 FIN	96 97	HONKANEN JENNI INHA LAURA	1:45.283 3.324	52.188 (9) 2.702
7	3	 CZE	47 61	BLAHOVA JANA STRNADOVA MICHAELA	1:45.697 3.738	51.211 (6) 1.725
8	1	 ROM	364 363	VULPES FLORICA TALPA LIDIA	1:45.769 3.810	51.801 (8) 2.315
9	8	 AUT	6 7	SCHLITZER PETRA SCHWARZ VIKTORIA	1:46.369 4.410	50.540 (4) 1.054

Chief Official: **Elly Muller**

Chief Finishing: **Cathy Wynne**

Course Umpire: **P. Bland, S. Fontana Esteve**

Starter: **Peter Moule**

Water: **20 °C**

Air: **22 °C**

Wind Force: **1 m/s**

Direction: **W**



Race No. 108

K4 500 MEN

Sunday, 31.07.2005

10.47

F A 1/ 1

1	4	 BLR	20 11 26 19	PIATRUSHENKA RAMAN ABALMASAV ALIAKSEI TURCHYN DZIAMIAN MAKHNEV VADZIM	1:21.315	39.292 (1)
2	5	 SVK	425 426 428 414	RISZDORFER MICHAL TARR JURAJ WEBAUER ANDREJ ERBAN ROBERT	1:21.597 0.282	39.606 (2) 0.314
3	6	 ROM	341 340 349 361	BABAN MARIAN ANTON ALIN MADA FLOREAN STEFAN VASILE	1:22.353 1.038	39.953 (3) 0.661
4	7	 HUN	204 181 175 178	SIK MARTON CSAMANGO ATTILA BETHELENFALVI ISTVAN BOZSIK GABOR	1:22.791 1.476	40.281 (4) 0.989
5	3	 GER	128 126 143 135	BROECKL NORMAN BACH BJORN LUBISCH TORSTEN GOLDSCHMIDT BJORN	1:23.175 1.860	41.105 (7) 1.813
6	1	 ITA	246 225 237 240	SCADUTO ANTONIO BENEDINI FRANCO JAZBEC JAKA PIEMONTE LUCA	1:23.373 2.058	41.659 (9) 2.367
7	9	 RUS	379 378 370 391	MALYUKOV ALEXANDER MALYSHEV ALEXEY KOSILOV SERGEY VISHNYAKOV KONSTANTIN	1:23.589 2.274	40.849 (6) 1.557
8	2	 CZE	46 60 55 59	BATKA SVATOPLUK STERBA JAN LESTINA KAREL SOUCEK JAN	1:24.267 2.952	41.364 (8) 2.072
9	8	 POL	329 310 307 302	ŻĄDŁO TOMASZ KUJAWSKI MARIUSZ GÓRSKI TOMASZ GAWRYCH PRZEMYSŁAW	1:24.771 3.456	40.672 (5) 1.280

Chief Official: Elly Muller

Chief Finishing: Cathy Wynne

Course Umpire: A. Mayer, I. Huszar

Starter: Bartłomiej Kasprzak

Water: 20 °C

Air: 22 °C

Wind Force: 1 m/s

Direction: W


Race No. 109

C4 500 MEN

Sunday, 31.07.2005

10.54

F A 1/1

1	6	 ROM	344 355 353 359	CHIRILA IOSIF POPESCU FLORIN POPA LOREDAN SIMIONCENCU SILVIU	1:33.057	44.593 (1)
2	3	 POL	308 301 303 316	JEZIEWSKI ANDRZEJ GAJOWNIK MICHAŁ GINTER ADAM RYNKIEWICZ ROMAN	1:33.897 0.840	44.953 (2) 0.360
3	8	 GER	146 139 127 144	NUCK ROBERT HOLTZ STEPHAN BREVING STEPHAN LUCK THOMAS	1:34.899 1.842	45.313 (3) 0.720
4	5	 RUS	381 376 368 374	OPALEV MAXIM LIPKIN NIKOLAY IGNATOV EVGENY KRUGLIAKOV ROMAN	1:35.415 2.358	46.889 (6) 2.076
5	7	 BLR	13 18 30 22	BAHDANOVICH ALIAKSANDR KURLIANDCHYK ALIAKSANDR ZHUKOVSKI ALIAKSANDR SAPANENKA SIAMION	1:36.207 3.150	46.268 (5) 1.675
6	9	 HUN	186 184 189 203	HITNER CSABA FURDOK GABOR JOB MARTON SARUDI PAL	1:36.237 3.180	46.868 (4) 1.265
7	4	 UKR	447 467 439 440	KAMLOCHUK LEONID BUNDZ ROMAN BEZUGLY SERGIY BILENKIY MIKHAILO	1:41.463 8.406	47.091 (7) 2.498
8	2	 LAT	257 253 251 250	SUDEIKIS ANDREJS PRANKS GATIS BOBKOVŠ ANDREJS ASTAPOVS ROMANS	1:42.423 9.366	49.268 (8) 4.675

Chief Official: **Elly Muller**

Water: **20 °C**

Chief Finishing: **Cathy Wynne**

Air: **22 °C**

Course Umpire: **P. Bland, S. Fontana Esteve**

Wind Force: **1 m/s**

Starter: **Bartłomiej Kasprzak**

Direction: **W**




Race No. 110

K4 500 WOMEN

Sunday, 31.07.2005

11.01

F A 1/1

1	6	 GER	142 151 137 150	LEONHARDT CAROLIN WASSMUTH CONNY HOERMANN JUDITH WAGNER-AUGUSTIN KATRIN	1:33.530	45.083 (1)
2	4	 HUN	199 173 206 177	PAKSY TIMEA BENEDEK DALMA SZABO SZILVIA BOTA KINGA	1:34.292 0.762	45.965 (3) 0.882
3	2	 POL	312 298 309 299	MIKOŁAJCZYK BEATA CHOJNACKA MAŁGORZATA KONIECZNA ANETA CZAJCZYŃSKA MAŁGORZATA	1:34.730 1.200	45.595 (2) 0.512
4	3	 SWE	434 432 433 435	NORDLOW JOSEFIN JOHANSSON KARIN KARLSSON ANNA PALDANIUS SOFIA	1:36.458 2.928	46.914 (4) 1.831
5	5	 ESP	88 86 89 78	SMIDAKOVA JANA PORTELA TERESA VARELA ANA GARCIA MA ISABEL	1:36.578 3.048	47.433 (5) 2.350
6	8	 RUS	375 382 385 365	KUDINOVA SVETLANA PETROVA NADEZDA SALAKHOVA JULIANA ANDREEVA TATIANA	1:37.466 3.936	49.229 (7) 4.146
7	9	 BLR	28 14 25 12	VAKULA SVIATLANA BANDARENKA NATALIA TOROPOVA ALESIA AKHREMCHYK VERANIKA	1:39.212 5.682	49.550 (8) 4.467
8	7	 NED	278 283 285 280	BULK NICOLE ROOS FEMKE YOSEF TAMARA HAAZE EEF	1:39.536 6.006	48.479 (6) 3.396
9	1	 SCG	401 398 397 404	PANDA ANTONIJA KNEZEVIC MILJANA KLIMPF JELENA TIBOR MARTA	1:40.340 6.810	53.594 (9) 8.511

Chief Official: **Elly Muller**Chief Finishing: **Cathy Wynne**Course Umpire: **A. Mayer, I. Huszar**Starter: **Bartłomiej Kasprzak**Water: **20 °C**Air: **22 °C**Wind Force: **1 m/s**Direction: **W**










Race No. 111

K1 200 MEN

Sunday, 31.07.2005

14.05

F A 1/1

1	3	 ESP	85	PEREZ CARLOS	36.098	
2	5	 HUN	176	BOROS GERGELY	36.374 0.276	
3	9	 FIN	98	LATVAMAKI KIMMO	36.470 0.372	
4	4	 LTU	269	PETRUKANECAS ROMAS	36.776 0.678	
5	6	 FRA	112	JOUBE SEBASTIEN	36.848 0.750	
6	7	 CZE	49	CHORVATH MARTIN	37.106 1.008	
7	8	 GER	125	ALTEPOST LUTZ	37.118 1.020	
8	2	 ITA	237	JAZBEC JAKA	37.166 1.068	
9	1	 CYP	43	PAVLOVIC DJORDIE	38.072 1.974	

Chief Official: **Elly Muller**

Chief Finishing: **Cathy Wynne**

Course Umpire: **I. Konstantinidis, G. Toth**

Starter: **Etienne Janssens**

Water: **20 °C**

Air: **22 °C**

Wind Force: **1 m/s**

Direction: **W**










Race No. 112

C1 200 MEN

Sunday, 31.07.2005

14.12

F A 1/1

1	5	 RUS	381	OPALEV MAXIM	40.164	
2	3	 UKR	442	DEMYANENKO VALENTIN	40.266 0.102	
3	6	 POL	294	BARASZKIEWICZ PAWEŁ	40.968 0.804	
4	4	 GER	129	DITTMER ANDREAS	41.190 1.026	
5	8	 FRA	111	GOUBEL MATHIEU	41.214 1.050	
6	7	 LTU	267	MIASNIANKIN JEVGENIJ	41.400 1.236	
7	2	 BLR	30	ZHUKOVSKI ALIAKSANDR	41.418 1.254	
8	1	 ITA	228	CANNONE ANTONIO D.	42.282 2.118	
9	9	 EST	95	TSUSKIN DANEK	43.278 3.114	

Chief Official: **Elly Muller**
 Chief Finishing: **Cathy Wynne**
 Course Umpire: **A. Mayer, I. Huszar**
 Starter: **Etienne Janssens**

Water: 20 °C
 Air: 22 °C
 Wind Force: 1 m/s
 Direction: **W**










Race No. 113

K1 200 WOMEN

Sunday, 31.07.2005

14.19

F A 1/1

1	3	 HUN	206	SZABO SZILVIA	41.892	
2	6	 GER	151	WASSMUTH CONNY	42.228 0.336	
3	5	 FIN	96	HONKANEN JENNI	42.360 0.468	
4	4	 POL	305	GŁAŻEWSKA KAROLINA	42.666 0.774	
5	8	 SVK	415	ERBANOVA MARCELA	42.672 0.780	
6	2	 SLO	406	PONOMARENKO SPELA	42.954 1.062	
7	9	 ITA	247	SGROI FABIANA	43.098 1.206	
8	7	 RUS	375	KUDINOVA SVETLANA	43.542 1.650	
9	1	 LTU	260	AGAFONOVA ALA	44.316 2.424	

Chief Official: **Elly Muller**

Chief Finishing: **Cathy Wynne**

Course Umpire: **I. Konstantinidis, G. Toth**

Starter: **Etienne Janssens**

Water: **20 °C**

Air: **22 °C**

Wind Force: **1 m/s**

Direction: **W**










Race No. 114

K2 200 MEN

Sunday, 31.07.2005

14.26

F A 1/1

1	6	 POL	322 326	TWARDOWSKI MAREK WYSOCKI ADAM	32.974	
2	3	 GER	148 152	RAUHE RONALD WESKOTTER TIM	33.016 0.042	
3	7	 SCG	395 405	FILIPOVIC OGNJEN ZORIC DRAGAN	33.304 0.330	
4	5	 LTU	263 261	DUONELA ALVYDAS BALCIUNAS EGIDIJUS	33.460 0.486	
5	9	 RUS	394 389	ZARUBIN ROMAN TURCHENKOV DENIS	33.478 0.504	
6	4	 SWE	436 437	SVANQVIST CHRISTIAN SVENSSON ANDERS	33.634 0.660	
7	2	 DEN	68 69	NIELSEN CASPER NIELSEN LASSE	33.850 0.876	
8	8	 ESP	81 90	LLERA FRANCISCO VINDEL DAMIAN	33.934 0.960	
9	1	 EST	91 93	BECKER PEETER TOOTSI TARMO	34.660 1.686	

Chief Official: **Elly Muller**Chief Finishing: **Cathy Wynne**Course Umpire: **A. Mayer, I. Huszar**Starter: **Peter Moule**Water: **20 °C**Air: **22 °C**Wind Force: **1 m/s**Direction: **W**










Race No. 115

C2 200 MEN

Sunday, 31.07.2005

14.33

F A 1/1

1	6	 GER	133 153	GILLE CHRISTIAN WYLENZEK TOMASZ	37.619	
2	8	 RUS	368 376	IGNATOV EVGENY LIPKIN NIKOLAY	37.757 0.138	
3	2	 HUN	195 179	KOVACS GERGELY BOZSIK ATTILA	37.901 0.282	
4	4	 UKR	458 448	SABLIN DMITRO KLIMNUK SERGIY	38.099 0.480	
5	1	 POL	308 301	JEZIEWSKI ANDRZEJ GAJOWNIK MICHAŁ	38.621 1.002	
6	9	 ROM	346 351	COND RAT PETRE MIRONCIC FLORIN	39.005 1.386	
7	5	 LTU	266 264	LABUCKAS RAIMUNDAS GADEIKIS TOMAS	39.269 1.650	
8	7	 BLR	27 21	VAITSISHKIN DZMITRY RABCHANKA DZMITRY	39.875 2.256	
9	3	 CZE	51 56	FUKSA PETR NETUSIL PETR	40.925 3.306	

Chief Official: **Elly Muller**

Chief Finishing: **Cathy Wynne**

Course Umpire: **I. Konstantinidis, G. Toth**

Starter: **Peter Moule**

Water: **20 °C**

Air: **22 °C**

Wind Force: **1 m/s**

Direction: **W**










Race No. 116

K2 200 WOMEN

Sunday, 31.07.2005

14.40

F A 1/1

1	5	 HUN	196 188	KOVACS KATALIN JANICS NATASA	37.392	
2	6	 SVK	418 419	KMETOVA IVANA KOHLOVA MARTINA	38.238 0.846	
3	4	 GER	131 132	FISCHER BIRGIT FISCHER FANNY	38.388 0.996	
4	7	 NED	278 283	BULK NICOLE ROOS FEMKE	38.958 1.566	
5	2	 FRA	110 116	DELATTRE MARIE VIARD ANNE LAURE	39.054 1.662	
6	3	 AUT	6 7	SCHLITZER PETRA SCHWARZ VIKTORIA	39.276 1.884	
7	8	 POL	320 318	SOKOŁOWSKA-KULESZA BEATA SKOWRON JOANNA	39.474 2.082	
8	1	 POR	335 338	RODRIGUES HELENA SOUSA JOANA	40.584 3.192	
9	9	 RUS	365 385	ANDREEVA TATIANA SALAKHOVA JULIANA	41.358 3.966	

Chief Official: **Elly Muller**

Chief Finishing: **Cathy Wynne**

Course Umpire: **A. Mayer, I. Huszar**

Starter: **Peter Moule**

Water: 20 °C

Air: 22 °C

Wind Force: 1 m/s

Direction: **W**










Race No. 117

K4 200 MEN

Sunday, 31.07.2005

14.47

F A 1/1

1	5	 HUN	190 KADLER VICTOR 172 BEE ISTVAN 171 BABELLA BALAZS 185 GYERTYANOS GERGELY	30.673	
2	3	 CZE	62 SVAB FILIP 54 HOLUBAR PAVEL 46 BATKA SVATOPLUK 60 STERBA JAN	30.907 0.234	
3	4	 GER	128 BROECKL NORMAN 126 BACH BJORN 135 GOLDSCHMIDT BJORN 130 EMS JONAS	31.051 0.378	
4	6	 ESP	77 CRAVIOTTO SAUL 87 PRIETO BORJA 84 MUNOZ MANUEL 73 ACUNA JAIME	31.099 0.426	
5	7	 BLR	20 PIATRUSHENKA RAMAN 11 ABALMASAV ALIAKSEI 26 TURCHYN DZIAMIAN 19 MAKHNEV VADZIM	31.453 0.780	
6	8	 SVK	412 BELOVIC LADISLAV 422 NOSKOVIC ERIK 420 LIPTAK JURAJ 421 MARTINEK TOMAS	31.477 0.804	
7	9	 ITA	246 SCADUTO ANTONIO 225 BENEDINI FRANCO 234 FACCHIN ANDREA 240 PIEMONTE LUCA	31.729 1.056	
8	1	 FRA	107 BOUKPETI OLIVER 115 SAUNIER BORIS 109 COLIN PHILIPPE 114 LE CRUBIER VINCENT	31.831 1.158	
9	2	 NOR	293 WEFALD ALEX 288 GJERSOE ANDREAS 292 NORENBORG JACOB 291 NAEISS MATTIS	32.041 1.368	

Chief Official: **Elly Muller**

Chief Finishing: **Cathy Wynne**

Course Umpire: **I. Konstantinidis, G. Toth**

Starter: **Bartłomiej Kasprzak**

Water: **20 °C**

Air: **22 °C**

Wnd Force: **1 m/s**

Direction: **W**










Race No. 118

C4 200 MEN

Sunday, 31.07.2005

14.54

F A 1/1

1	5	 CZE	58 PROCHAZKA PETR 51 FUKSA PETR 56 NETUSIL PETR 48 BRECKA JAN	34.580	
2	4	 RUS	372 KOVALEV ALEXANDER 371 KOSTOGLD ALEXANDER 374 KRUGLIAKOV ROMAN 381 OPALEV MAXIM	34.874 0.294	
3	8	 GER	146 NUCK ROBERT 139 HOLTZ STEPHAN 127 BREVING STEPHAN 144 LUCK THOMAS	34.988 0.408	
4	3	 BLR	30 ZHUKOVSKI ALIAKSANDR 13 BAHDANOVICH ALIAKSANDR 18 KURLIANDCHYK ALIAKSANDR 22 SAPANENKA SIAMION	35.276 0.696	
5	7	 ROM	344 CHIRILA IOSIF 354 POPA CONSTANTIN 355 POPESCU FLORIN 353 POPA LOREDAN	35.834 1.254	
6	9	 POL	303 GINTER ADAM 304 GRZYBOWSKI MARCIN 323 TYSZYŃSKI WOJCIECH 321 TOŃSKI ARKADIUSZ	36.194 1.614	
7	6	 HUN	180 BUZAL MIKLOS 211 VEGH ATTILA 210 VASALI LASZLO 189 JOOB MARTON	36.434 1.854	
8	1	 UKR	458 SABLIN DMITRO 448 KLIMNUK SERGIY 464 TSEHOSH VIACHESLAV 457 ROMANCHUK SERGIY	36.710 2.130	
9	2	 LAT	251 BOBKOVŠ ANDREJS 257 SUDEIKIS ANDREJS 253 PRANKS GATIS 250 ASTAPOVS ROMANS	37.724 3.144	

Chief Official: **Elly Muller**

Chief Finishing: **Cathy Wynne**

Course Umpire: **A. Mayer, I. Huszar**

Starter: **Bartłomiej Kasprzak**

Water: **20 °C**

Air: **22 °C**

Wind Force: **1 m/s**

Direction: **W**










Race No. 119

K4 200 WOMEN

Sunday, 31.07.2005

15.01

F A 1/1

1	4	 GER	150 WAGNER-AUGUSTIN KATRIN 142 LEONHARDT CAROLIN 149 REINHARDT NICOLE 137 HOERMANN JUDITH	34.987	
2	5	 HUN	199 PAKSY TIMEA 213 VISKI ERZSEBET 200 PATYI MELINDA 183 FAZEKAS KRISZTINA	35.113 0.126	
3	3	 SWE	434 NORDLOW JOSEFIN 432 JOHANSSON KARIN 433 KARLSSON ANNA 435 PALDANIUS SOFIA	35.767 0.780	
4	6	 RUS	382 PETROVA NADEZDA 366 BORISSOVA NATALIA 383 PISHCHULINA NADEZDA 388 TISHCHENKO TATIANA	36.055 1.068	
5	7	 POL	297 BOROWICZ MONIKA 296 BIAŁKOWSKA ANETA 309 KONIECZNA ANETA 299 CZAJCZYŃSKA MAŁGORZATA	36.199 1.212	
6	8	 ROM	352 PLATON ALINA 345 CIOBANU MARIANA 363 TALPA LIDIA 364 VULPES FLORICA	36.565 1.578	
7	1	 NED	278 BULK NICOLE 283 ROOS FEMKE 285 YOSEF TAMARA 280 HAAZE EEF	36.745 1.758	
8	2	 SCG	401 PANDA ANTONIJA 398 KNEZEVIC MILJANA 397 KLIMPF JELENA 404 TIBOR MARTA	37.345 2.358	
9	9	 UKR	465 ZHUK LUDMILA 454 OSYPENKO INNA 459 SEMIKINA TETIANA 455 PALAMARCHUK JULIYA	37.741 2.754	

Chief Official: **Elly Muller**Water: **20 °C**Chief Finishing: **Cathy Wynne**Air: **22 °C**Course Umpire: **I. Konstantinidis, G. Toth**Wind Force: **1 m/s**Starter: **Bartłomiej Kasprzak**Direction: **W**

Medals

COUNTRY		GOLD	SILVER	BRONZE	TOTAL
GERMANY	GER	10	5	7	22
HUNGARY	HUN	6	7	2	15
POLAND	POL	2	5	5	12
RUSSIAN FEDERATION	RUS	2	3	1	6
ROMANIA	ROM	2	1	3	6
SLOVAKIA	SVK	1	2		3
CZECH REPUBLIC	CZE	1	1	1	3
BELARUS	BLR	1		1	2
SPAIN	ESP	1			1
NORWAY	NOR	1			1
SWEDEN	SWE		1	1	2
DENMARK	DEN		1		1
UKRAINE	UKR		1		1
FINLAND	FIN			2	2
CROATIA	CRO			1	1
FRANCE	FRA			1	1
PORTUGAL	POR			1	1
SERBIA AND MONTENEGR	SCG			1	1
ARMENIA	ARM				
AUSTRIA	AUT				
BELGIUM	BEL				
BULGARIA	BUL				
CYPRUS	CYP				
ESTONIA	EST				
GREAT BRITAIN	GBR				
GREECE	GRE				
IRELAND	IRL				
ISRAEL	ISR				
ITALY	ITA				
LATVIA	LAT				
LITHUANIA	LTU				
LUXEMBOURG	LUX				
REPUBLIC OF MOLDOVA	MDA				
NETHERLANDS	NED				
SLOVENIA	SLO				
SWITZERLAND	SUI				