



trasona

2010 European Senior
Canoe Sprint
Championships

RESULTADOS

RESULTS

Race 1

| Rank | Lane | NOC | Bib | Name | 1000m | |
|------|------|-----|-----|------------------------|------------------------|----|
| 1 | 5 | GER | 129 | HOFF Max | 3:32.814 (1) | QF |
| 2 | 9 | GBR | 104 | BRABANTS Tim | 3:36.843 (2) 4.029 | QS |
| 3 | 4 | ESP | 64 | HERNANZ AGÜERIA Javier | 3:39.213 (3) 6.399 | QS |
| 4 | 2 | NOR | 228 | SOELBERG JR Oevind | 3:39.754 (4) 6.940 | QS |
| 5 | 6 | POR | 265 | FERNANDES David | 3:39.968 (5) 7.154 | QS |
| 6 | 7 | IRL | 181 | WATKINS Barry | 3:41.267 (6) 8.453 | QS |
| 7 | 1 | BUL | 31 | MOSKOV Petko | 3:45.644 (7) 12.830 | QS |
| 8 | 3 | LAT | 207 | VEINBERGS Gints | 3:53.097 (8) 20.283 | X |

Progression: 1ST TO FINAL A, 2/7 TO SEMI-FINAL, REST OUT

| | | | | | |
|------------------------|-----|-------------------------|-------------------------------|-----|-------------------------|
| Chief Official: | NED | MULLER Eily | Course Umpire: | LTU | ALEKRINSKIS Aleksandras |
| Starter: | BLR | SHABLYKA Sergey | Chief Finish Official: | ESP | ELVIRA FRANCO Maria |
| Course Umpire: | ESP | FONTANA ESTEVE Salvador | | | |

| | | | | | | |
|---------------------------|--------------------|---|-------------|---|-----------------|--|
| Weather Conditions | Air Temperature: | - | Wind Speed: | - | Wind Direction: | |
| | Water Temperature: | - | Conditions: | - | | |
| | Humidity: | - | | | | |

Note:
Results are subject to change after consideration of the Course Umpire report, Boat and Doping Control results.

Legend:
m/s Metres per second °C Degree Celsius QF Qualified for Final QS Qualified for Semifinal
X Eliminated


RESULTS

Race 2

| Rank | Lane | NOC | Bib | Name | 1000m | |
|------|------|-----|-----|------------------------|------------------------|----|
| 1 | 6 | BLR | 26 | YURENIA Aleh | 3:37.023 (1) | QF |
| 2 | 3 | SLO | 323 | ZUPANCIC REGENT Jernej | 3:38.915 (2) 1.892 | QS |
| 3 | 4 | BEL | 11 | PANNECOUCKE Laurens | 3:41.498 (3) 4.475 | QS |
| 4 | 7 | RUS | 297 | NIKOLAEV Pavel | 3:42.795 (4) 5.772 | QS |
| 5 | 8 | SUI | 337 | GUBSER David | 3:46.540 (5) 9.517 | QS |
| 6 | 2 | LUX | 218 | SEIDEL Marc | 3:48.109 (6) 11.086 | QS |
| 7 | 1 | CYP | 35 | DIAMANTIS Anderas | 3:51.967 (7) 14.944 | QS |

Progression:1ST TO FINAL A, 2/7 TO SEMI-FINAL, REST OUT

| | | | | | |
|------------------------|-----|---------------------|-------------------------------|-----|---------------------|
| Chief Official: | NED | MULLER Eilly | Course Umpire: | SVK | KUNC Lubos |
| Starter: | BLR | SHABLYKA Sergey | Chief Finish Official: | ESP | ELVIRA FRANCO Maria |
| Course Umpire: | BEL | DETHISE Jean Claude | | | |

| | | | | | | |
|---------------------------|--------------------|---|-------------|---|-----------------|---|
| Weather Conditions | Air Temperature: | - | Wind Speed: | - | Wind Direction: |  |
| | Water Temperature: | - | Conditions: | - | | |
| | Humidity: | - | | | | |

Note:
Results are subject to change after consideration of the Course Umpire report, Boat and Doping Control results.

Legend:
m/s Metres per second °C Degree Celsius QF Qualified for Final QS Qualified for Semifinal

RESULTS

Race 3

| Rank | Lane | NOC | Bib | Name | 1000m | |
|------|------|-----|-----|---------------------|--------------|-------------|
| 1 | 5 | DEN | 51 | HOLTEN POULSEN René | 3:33.818 (1) | QF |
| 2 | 6 | SRB | 330 | TOMICEVIC Marko | 3:34.928 (2) | QS 1.110 |
| 3 | 1 | FRA | 90 | BEAUMONT Maxime | 3:38.461 (3) | QS 4.643 |
| 4 | 2 | ISR | 183 | YELLIN Roei | 3:38.563 (4) | QS 4.745 |
| 5 | 3 | LTU | 213 | NEKRIOSIUS Ricardas | 3:39.578 (5) | QS 5.760 |
| 6 | 4 | ITA | 192 | RIPAMONTI Nicola | 3:40.315 (6) | QS 6.497 |
| 7 | 7 | HUN | 162 | KUCSERA Gábor | 3:40.674 (7) | QS 6.856 |
| 8 | 8 | SVK | 340 | JAKUBIK Gabor | 3:40.804 (8) | X 6.986 |

Progression: 1ST TO FINAL A, 2/7 TO SEMI-FINAL, REST OUT

| | | | | | |
|------------------------|-----|--------------------|-------------------------------|-----|---------------------|
| Chief Official: | NED | MULLER Eilly | Course Umpire: | ROU | TOTH Gheorghe |
| Starter: | BLR | SHABLYKA Sergey | Chief Finish Official: | ESP | ELVIRA FRANCO María |
| Course Umpire: | ESP | LLEVOT María Jesús | | | |

| | | | | | | |
|---------------------------|--------------------|---|-------------|---|-----------------|--|
| Weather Conditions | Air Temperature: | - | Wind Speed: | - | Wind Direction: | |
| | Water Temperature: | - | Conditions: | - | | |
| | Humidity: | - | | | | |

Note:
Results are subject to change after consideration of the Course Umpire report, Boat and Doping Control results.

Legend:
m/s Metres per second °C Degree Celsius QF Qualified for Final QS Qualified for Semifinal
X Eliminated

RESULTS

Race 4

| Rank | Lane | NOC | Bib | Name | 1000m | |
|------|------|-----|-----|------------------|--------------|--------------|
| 1 | 6 | FRA | 93 | GOUBEL Mathieu | 3:59.014 (1) | QF |
| 2 | 5 | HUN | 166 | SARUDI Pál | 3:59.490 (2) | QF 0.476 |
| 3 | 3 | POL | 393 | KACZOR Tomasz | 4:00.431 (3) | QF 1.417 |
| 4 | 2 | SVK | 343 | OSTRCIL Marian | 4:08.289 (4) | QS 9.275 |
| 5 | 7 | BLR | 16 | HARAZHA Dzianis | 4:12.824 (5) | QS 13.810 |
| 6 | 4 | LTU | 216 | SHUKLIN Jeugenij | 4:22.267 (6) | QS 23.253 |
| 7 | 8 | LAT | 202 | EZMALIS Mikelis | 4:43.267 (7) | QS 44.253 |

Progression: 1/3 TO F, 4/7 AND 8th BEST TIME TO SF, REST OUT

| | | | | | |
|------------------------|-----|-------------------------|-------------------------------|-----|-------------------------|
| Chief Official: | NED | MULLER Eilly | Course Umpire: | LTU | ALEKRINSKIS Aleksandras |
| Starter: | BLR | SHABLYKA Sergey | Chief Finish Official: | ESP | ELVIRA FRANCO Maria |
| Course Umpire: | ESP | FONTANA ESTEVE Salvador | | | |

| | | | | | | |
|---------------------------|--------------------|---|-------------|---|-----------------|--|
| Weather Conditions | Air Temperature: | - | Wind Speed: | - | Wind Direction: | |
| | Water Temperature: | - | Conditions: | - | | |
| | Humidity: | - | | | | |

Note:
Results are subject to change after consideration of the Course Umpire report, Boat and Doping Control results.

Legend:
m/s Metres per second °C Degree Celsius QF Qualified for Final QS Qualified for Semifinal


RESULTS

Race 5

| Rank | Lane | NOC | Bib | Name | 1000m | |
|------|------|-----|-----|------------------------|------------------------|----|
| 1 | 5 | GER | 125 | BRENDEL Sebastian | 3:59.414 (1) | QF |
| 2 | 3 | ROU | 283 | SIMIONCENCU Silviu | 4:00.397 (2) 0.983 | QF |
| 3 | 4 | ESP | 58 | BOUZA PREGAL Jose Luis | 4:00.557 (3) 1.143 | QF |
| 4 | 6 | RUS | 299 | PERVUKHIN Ilya | 4:01.252 (4) 1.838 | QS |
| 5 | 2 | UKR | 374 | TSIPAN Vadim | 4:06.567 (5) 7.153 | QS |
| 6 | 8 | BUL | 30 | GEORGIEV Deyan | 4:15.016 (6) 15.602 | QS |
| 7 | 7 | GRE | 150 | KILIGKARIDIS Andreas | 4:17.221 (7) 17.807 | QS |

Progression: 1/3 TO F, 4/7 AND 8th BEST TIME TO SF, REST OUT

| | | | | | |
|------------------------|-----|---------------------|-------------------------------|-----|---------------------|
| Chief Official: | NED | MULLER Eily | Course Umpire: | SVK | KUNC Lubos |
| Starter: | BLR | SHABLYKA Sergey | Chief Finish Official: | ESP | ELVIRA FRANCO Maria |
| Course Umpire: | BEL | DETHISE Jean Claude | | | |

| | | | | | | |
|---------------------------|--------------------|---|-------------|---|-----------------|---|
| Weather Conditions | Air Temperature: | - | Wind Speed: | - | Wind Direction: |  |
| | Water Temperature: | - | Conditions: | - | | |
| | Humidity: | - | | | | |

Note:
Results are subject to change after consideration of the Course Umpire report, Boat and Doping Control results.

Legend:
m/s Metres per second °C Degree Celsius QF Qualified for Final QS Qualified for Semifinal


RESULTS

Race 6

| Rank | Lane | NOC | Bib | Name | 1000m | |
|------|------|-----|-----|-------------------|-------|----|
| 1 | 5 | HUN | 177 | KOVÁCS Katalin | | QF |
| 2 | 2 | GBR | 117 | CAWTHORN Rachel | | QF |
| 3 | 4 | AUT | 3 | LEHACI Ana Roxana | | QF |
| 4 | 7 | FIN | 89 | VASKO Oona | | QS |

Progression: 1/3 TO F, 4/7 AND 8th BEST TIME TO SF, REST OUT

| | | | | | |
|------------------------|-----|--------------------|-------------------------------|-----|---------------------|
| Chief Official: | NED | MULLER Elly | Course Umpire: | ROU | TOTH Gheorghe |
| Starter: | BLR | SHABLYKA Sergey | Chief Finish Official: | ESP | ELVIRA FRANCO María |
| Course Umpire: | ESP | LLEVOT María Jesús | | | |

| | | | | | | |
|---------------------------|--------------------|---|-------------|---|-----------------|---|
| Weather Conditions | Air Temperature: | - | Wind Speed: | - | Wind Direction: |  |
| | Water Temperature: | - | Conditions: | - | | |
| | Humidity: | - | | | | |

Note:
Results are subject to change after consideration of the Course Umpire report, Boat and Doping Control results.

Legend:
m/s Metres per second °C Degree Celsius QF Qualified for Final QS Qualified for Semifinal

RESULTS

Race 7

| Rank | Lane | NOC | Bib | Name | 1000m | |
|------|------|-----|-----|---------------------|--------------|--------------|
| 1 | 5 | GER | 149 | WEBER Franziska | 4:06.058 (1) | QF |
| 2 | 6 | SWE | 363 | JOHANSSON Karin | 4:07.109 (2) | QF 1.051 |
| 3 | 4 | POL | 257 | MIKOLAJCZYK Beata | 4:07.113 (3) | QF 1.055 |
| 4 | 3 | ESP | 79 | CORBERA MUÑOZ Maria | 4:15.215 (4) | QS 9.157 |
| 5 | 2 | BUL | 32 | NEDEVA Daniela | 4:16.915 (5) | QS 10.857 |
| 6 | 7 | NOR | 233 | QUALE Elisabeth | 4:25.505 (6) | QS 19.447 |

Progression: 1/3 TO F, 4/7 AND 8th BEST TIME TO SF, REST OUT

| | | | | | |
|------------------------|-----|-------------------------|-------------------------------|-----|-------------------------|
| Chief Official: | NED | MULLER Ely | Course Umpire: | LTU | ALEKRINSKIS Aleksandras |
| Starter: | BLR | SHABLYKA Sergey | Chief Finish Official: | ESP | ELVIRA FRANCO Maria |
| Course Umpire: | ESP | FONTANA ESTEVE Salvador | | | |

| Weather Conditions | Air Temperature: | - | Wind Speed: | - | Wind Direction: | Finish Start |
|--------------------|--------------------|---|-------------|---|-----------------|---------------------|
| | Water Temperature: | - | Conditions: | - | | |
| | Humidity: | - | | | | |

Note:
Results are subject to change after consideration of the Course Umpire report, Boat and Doping Control results.

Legend:
m/s Metres per second °C Degree Celsius QF Qualified for Final QS Qualified for Semifinal

RESULTS

Race 8

| Rank | Lane | NOC | Bib | Name | 1000m | |
|------|------|-----|-----|-------------------|--------------|----|
| 1 | 8 | DEN | 54 | STÆR Emil | 3:16.090 (1) | QF |
| | | | 55 | WRAAE Kim | | |
| 2 | 3 | POR | 266 | PIMENTA Fernando | 3:16.236 (2) | QS |
| | | | 268 | SILVA Emanuel | 0.146 | |
| 3 | 4 | POL | 241 | KUJAWSKI Mariusz | 3:18.804 (3) | QS |
| | | | 242 | LUCZAK Krzysztof | 2.714 | |
| 4 | 6 | FRA | 91 | CARRE Cyrille | 3:21.391 (4) | QS |
| | | | 97 | LECRUBIER Vincent | 5.301 | |
| 5 | 5 | NOR | 226 | NORENBERG Jacob | 3:23.704 (5) | QS |
| | | | 227 | SALBU Daniel | 7.614 | |
| 6 | 7 | GBR | 103 | BOYTON Jonathon | 3:23.833 (6) | QS |
| | | | 112 | RUTHERFORD Edward | 7.743 | |
| 7 | 2 | CYP | 36 | MAREK Stanislav | 3:52.533 (7) | QS |
| | | | 37 | PAVLOVIC Djordje | 36.443 | |

Progression: 1ST TO FINAL A, 2/7 TO SEMI-FINAL, REST OUT

| | | | | | |
|------------------------|-----|---------------------|-------------------------------|-----|---------------------|
| Chief Official: | NED | MULLER Eily | Course Umpire: | SVK | KUNC Lubos |
| Starter: | POL | WISNIEWSKI Bartosz | Chief Finish Official: | ESP | ELVIRA FRANCO Maria |
| Course Umpire: | BEL | DETHISE Jean Claude | | | |

| | | | | | | |
|---------------------------|--------------------|---|-------------|---|-----------------|--|
| Weather Conditions | Air Temperature: | - | Wind Speed: | - | Wind Direction: | |
| | Water Temperature: | - | Conditions: | - | | |
| | Humidity: | - | | | | |

Note:
 Results are subject to change after consideration of the Course Umpire report, Boat and Doping Control results.

Legend:
 m/s Metres per second °C Degree Celsius QF Qualified for Final QS Qualified for Semifinal


RESULTS

Race 9

| Rank | Lane | NOC | Bib | Name | 1000m | |
|------|------|-----|------------|--|------------------------|----|
| 1 | 5 | HUN | 158 172 | KAMMERER Zoltán VERECKEI Ákos | 3:15.990 (1) | QF |
| 2 | 4 | ESP | 60 68 | COSGAYA NORIEGA Diego MERCHAN ALONSO Emilio | 3:23.256 (2) 7.266 | QS |
| 3 | 7 | SVK | 338 342 | GELLE Peter MARTINEK Tomáš | 3:23.642 (3) 7.652 | QS |
| 4 | 3 | ITA | 184 189 | BATTELLI Albino PIEROTTI Samuel | 3:23.740 (4) 7.750 | QS |
| 5 | 8 | LAT | 205 208 | STRAUME Kristis ZALUPE Kristaps | 3:26.170 (5) 10.180 | QS |
| 6 | 6 | BLR | 15 22 | FINDZIUKEVICH Siarhei STRELCHANKA Stanislau | 3:28.159 (6) 12.169 | QS |
| 7 | 2 | AUT | 1 2 | ENDL Christian LOEHNITZ Charles | 3:31.330 (7) 15.340 | QS |

Progression: 1ST TO FINAL A, 2/7 TO SEMI-FINAL, REST OUT

| | | | | | |
|------------------------|-----|--------------------|-------------------------------|-----|---------------------|
| Chief Official: | NED | MULLER Eilly | Course Umpire: | ROU | TOTH Gheorghe |
| Starter: | POL | WISNIEWSKI Bartosz | Chief Finish Official: | ESP | ELVIRA FRANCO Maria |
| Course Umpire: | ESP | LLEVOT Maria Jesús | | | |

| | | | | | | |
|---------------------------|--------------------|---|-------------|---|-----------------|---|
| Weather Conditions | Air Temperature: | - | Wind Speed: | - | Wind Direction: | Fault  Start |
| | Water Temperature: | - | Conditions: | - | | |
| | Humidity: | - | | | | |

Note:

Results are subject to change after consideration of the Course Umpire report, Boat and Doping Control results.

Legend:

m/s Metres per second °C Degree Celsius QF Qualified for Final QS Qualified for Semifinal

RESULTS

Race 10

| Rank | Lane | NOC | Bib | Name | 1000m | |
|------|------|-----|-----|-------------------|--------------|----|
| 1 | 5 | GER | 130 | HOLLSTEIN Martin | 3:17.119 (1) | QF |
| | | | 132 | IHLE Andreas | | |
| 2 | 7 | RUS | 295 | MEDVEDEV Ilya | 3:19.235 (2) | QS |
| | | | 303 | RYAKHOV Anton | 2.116 | |
| 3 | 3 | SRB | 328 | PAJIC Dejan | 3:19.500 (3) | QS |
| | | | 329 | STANOJEVIC Dusko | 2.381 | |
| 4 | 2 | SWE | 353 | GUSTAFSSON Anders | 3:23.682 (4) | QS |
| | | | 355 | OSCARSSON Markus | 6.563 | |
| 5 | 6 | LTU | 212 | MALINAUSKAS Rokas | 3:23.922 (5) | QS |
| | | | 214 | OLIJNIK Andrej | 6.803 | |

Progression: 1ST TO FINAL A, 2/7 TO SEMI-FINAL, REST OUT

| | | | | | |
|------------------------|-----|-------------------------|-------------------------------|-----|-------------------------|
| Chief Official: | NED | MULLER Eily | Course Umpire: | LTU | ALEKRINSKIS Aleksandras |
| Starter: | POL | WISNIEWSKI Bartosz | Chief Finish Official: | ESP | ELVIRA FRANCO Maria |
| Course Umpire: | ESP | FONTANA ESTEVE Salvador | | | |

| | | | | | | |
|---------------------------|--------------------|---|-------------|---|-----------------|---|
| Weather Conditions | Air Temperature: | - | Wind Speed: | - | Wind Direction: |  |
| | Water Temperature: | - | Conditions: | - | | |
| | Humidity: | - | | | | |

Note:

Results are subject to change after consideration of the Course Umpire report, Boat and Doping Control results.

Legend:

m/s Metres per second °C Degree Celsius QF Qualified for Final QS Qualified for Semifinal

RESULTS

Race 11

| Rank | Lane | NOC | Bib | Name | 1000m | |
|------|------|-----|------------|--|------------------------|----|
| 1 | 6 | ROU | 277 279 | DUMITRESCU Lazar Silviu MIHALACHI Victor | 3:39.446 (1) | QF |
| 2 | 4 | AZE | 6 8 | BEZUGLIY Sergiy PROKOPENKO Maksim | 3:39.493 (2) 0.047 | QF |
| 3 | 5 | HUN | 164 169 | MIKE Róbert TÓTH Márton | 3:42.957 (3) 3.511 | QF |
| 4 | 2 | CZE | 40 41 | KORANDA Lukas MISKOVSKY Radek | 3:50.105 (4) 10.659 | QS |
| 5 | 3 | ESP | 69 72 | OLIVEIRA VAZQUEZ Andre PICALLO VILA Yeray | 3:51.281 (5) 11.835 | QS |
| 6 | 7 | GBR | 110 114 | LAWRENCE Matthew TRAIN James | 3:59.267 (6) 19.821 | QS |

Progression: 1/3 TO F, 4/7 AND 8th BEST TIME TO SF, REST OUT

| | | | | | |
|------------------------|-----|---------------------|-------------------------------|-----|---------------------|
| Chief Official: | NED | MULLER Elly | Course Umpire: | SVK | KUNC Lubos |
| Starter: | POL | WISNIEWSKI Bartosz | Chief Finish Official: | ESP | ELVIRA FRANCO Maria |
| Course Umpire: | BEL | DETHISE Jean Claude | | | |

| | | | | | | |
|---------------------------|--------------------|---|-------------|---|-----------------|---|
| Weather Conditions | Air Temperature: | - | Wind Speed: | - | Wind Direction: | <input type="checkbox"/> Finish <input type="checkbox"/> Start |
| | Water Temperature: | - | Conditions: | - | | |
| | Humidity: | - | | | | |

Note:
Results are subject to change after consideration of the Course Umpire report, Boat and Doping Control results.

Legend:
m/s Metres per second °C Degree Celsius QF Qualified for Final QS Qualified for Semifinal

RESULTS

Race 12

| Rank | Lane | NOC | Bib | Name | 1000m | |
|------|------|-----|-----|------------------------|--------------|----|
| 1 | 4 | RUS | 292 | KOROVASHKOV Alexey | 3:39.935 (1) | QF |
| | | | 299 | PERVUKHIN Ilya | | |
| 2 | 5 | GER | 133 | LEUE Erik | 3:41.254 (2) | QF |
| | | | 134 | LÜCK Thomas | 1.319 | |
| 3 | 2 | POL | 248 | RYNKIEWICZ Roman | 3:42.550 (3) | QF |
| | | | 252 | TYSZYNSKI Wojciech | 2.615 | |
| 4 | 6 | UKR | 369 | KAMERYLOV Denys | 3:58.227 (4) | QS |
| | | | 376 | VERHELES Vitaliy | 18.292 | |
| 5 | 3 | BLR | 13 | BAHDANOVICH Aliaksandr | 4:03.215 (5) | QS |
| | | | 14 | BAHDANOVICH Andrei | 23.280 | |
| 6 | 7 | LTU | 210 | GADEIKIS Tomas | 4:15.202 (6) | QS |
| | | | 211 | LABUCKAS Raimundas | 35.267 | |

Progression:1/3 TO F, 4/7 AND 8th BEST TIME TO SF, REST OUT

| | | | | | |
|------------------------|-----|--------------------|-------------------------------|-----|---------------------|
| Chief Official: | NED | MULLER Eilly | Course Umpire: | ROU | TOTH Gheorghe |
| Starter: | POL | WISNIEWSKI Bartosz | Chief Finish Official: | ESP | ELVIRA FRANCO Maria |
| Course Umpire: | ESP | LLEVOT María Jesús | | | |

| | | | | | | |
|---------------------------|--------------------|---|-------------|---|-----------------|---|
| Weather Conditions | Air Temperature: | - | Wind Speed: | - | Wind Direction: |  |
| | Water Temperature: | - | Conditions: | - | | |
| | Humidity: | - | | | | |

Note:
Results are subject to change after consideration of the Course Umpire report, Boat and Doping Control results.

Legend:
m/s Metres per second °C Degree Celsius QF Qualified for Final QS Qualified for Semifinal


RESULTS

Race 13

| Rank | Lane | NOC | Bib | Name | 1000m | |
|------|------|-----|-----|---------------------|--------------|----|
| 1 | 6 | GER | 142 | DIETZE Tina | 3:41.049 (1) | QF |
| | | | 145 | LEONHARDT Carolin | | |
| 2 | 7 | ESP | 81 | MANCHON Beatriz | 3:41.149 (2) | QF |
| | | | 85 | SMIDAKOVA Jana | 0.100 | |
| 3 | 5 | SWE | 364 | NORDLÖW Josefin | 3:43.476 (3) | QF |
| | | | 365 | PALDANIUS Sofia | 2.427 | |
| 4 | 4 | POL | 256 | KRUKOWSKA Magdalena | 3:45.556 (4) | QS |
| | | | 259 | PAWELCZAK Sandra | 4.507 | |
| 5 | 3 | SRB | 335 | NADJ Antonija | 4:16.871 (5) | QS |
| | | | 336 | PANDA Antonia | 35.822 | |

Progression: 1/3 TO F, 4/7 AND 8th BEST TIME TO SF, REST OUT

| | | | | | |
|------------------------|-----|-------------------------|-------------------------------|-----|-------------------------|
| Chief Official: | NED | MULLER Eilly | Course Umpire: | LTU | ALEKRINSKIS Aleksandras |
| Starter: | POL | WISNIEWSKI Bartosz | Chief Finish Official: | ESP | ELVIRA FRANCO Maria |
| Course Umpire: | ESP | FONTANA ESTEVE Salvador | | | |

| | | | | | | |
|---------------------------|--------------------|---|-------------|---|-----------------|---|
| Weather Conditions | Air Temperature: | - | Wind Speed: | - | Wind Direction: |  |
| | Water Temperature: | - | Conditions: | - | | |
| | Humidity: | - | | | | |

Note:
Results are subject to change after consideration of the Course Umpire report, Boat and Doping Control results.

Legend:
m/s Metres per second °C Degree Celsius QF Qualified for Final QS Qualified for Semifinal


RESULTS

Race 14

| Rank | Lane | NOC | Bib | Name | 1000m | |
|------|------|-----|------------|---|------------------------|----|
| 1 | 5 | HUN | 175 180 | CSIPES Tamara SZABÓ Gabriella | 3:39.271 (1) | QF |
| 2 | 4 | RUS | 318 320 | SALAKHOVA Juliana SERGEEVA Anastasia | 3:39.984 (2) 0.713 | QF |
| 3 | 6 | NOR | 230 234 | BRUN-LIE Agnes SHERIFF Lisa | 3:43.598 (3) 4.327 | QF |
| 4 | 7 | POR | 269 274 | ESTEVES Inês VASCONCELOS Joana | 3:45.846 (4) 6.575 | QS |
| 5 | 3 | ROU | 285 287 | BORHA Roxana MUTESCU Diana | 3:52.631 (5) 13.360 | QS |

Progression: 1/3 TO F, 4/7 AND 8th BEST TIME TO SF, REST OUT

| | | | | | |
|------------------------|-----|---------------------|-------------------------------|-----|---------------------|
| Chief Official: | NED | MULLER Ely | Course Umpire: | SVK | KUNC Lubos |
| Starter: | POL | WISNIEWSKI Bartosz | Chief Finish Official: | ESP | ELVIRA FRANCO Maria |
| Course Umpire: | BEL | DETHISE Jean Claude | | | |

| | | | | | | |
|---------------------------|--------------------|---|-------------|---|-----------------|---|
| Weather Conditions | Air Temperature: | - | Wind Speed: | - | Wind Direction: |  |
| | Water Temperature: | - | Conditions: | - | | |
| | Humidity: | - | | | | |

Note:

Results are subject to change after consideration of the Course Umpire report, Boat and Doping Control results.

Legend:

m/s Metres per second °C Degree Celsius QF Qualified for Final QS Qualified for Semifinal


RESULTS

Race 15

| Rank | Lane | NOC | Bib | Name | 1000m | |
|------|------|-----|-----|--------------------------|--------------|----|
| 1 | 6 | HUN | 155 | DOMBI Rudolf | 2:55.406 (1) | QF |
| | | | 157 | HADVINA Gergely | | |
| | | | 163 | KÖKÉNY Roland | | |
| | | | 167 | SZALAI Tamás | | |
| 2 | 4 | GER | 126 | BRÖCKL Norman | 2:55.582 (2) | QF |
| | | | 124 | BERTZ Hendrik | 0.176 | |
| | | | 128 | GROB Marcus | | |
| | | | 140 | WIESKÖTTER Tim | | |
| 3 | 3 | ROU | 278 | IONETICU Toni | 2:56.527 (3) | QF |
| | | | 280 | NEAGU Traian | 1.121 | |
| | | | 281 | PORCARASU Justin | | |
| | | | 284 | STEFAN Vasile | | |
| 4 | 7 | FRA | 96 | JOUVE Sébastien | 2:56.557 (4) | QS |
| | | | 92 | COLIN Philippe | 1.151 | |
| | | | 94 | HUBERT Etienne | | |
| | | | 95 | HYBOIS Arnaud | | |
| 5 | 5 | BLR | 20 | PIATRUSHENKA Raman | 2:58.274 (5) | QS |
| | | | 12 | ABALMASAU Aliaksei | 2.868 | |
| | | | 18 | LITVINCHUK Artur | | |
| | | | 19 | MAKHNEU Vadzim | | |
| 6 | 8 | ITA | 186 | FACCHIN Andrea | 2:58.575 (6) | QS |
| | | | 185 | BENASSI Maximilian | 3.169 | |
| | | | 191 | RICCHETTI Alberto | | |
| | | | 193 | SCADUTO Antonio | | |
| 7 | 2 | ESP | 73 | PIÑA ESTEVES Diego | 2:59.080 (7) | QS |
| | | | 74 | PRIETO VARELA Borja | 3.674 | |
| | | | 63 | GERMADE BARREIRO Rodrigo | | |
| | | | 65 | LLAMEDO ALVAREZ Emilio | | |

Progression: 1/3 TO F, 4/7 AND 8th BEST TIME TO SF, REST OUT

| | | | | | |
|------------------------|-----|--------------------|-------------------------------|-----|---------------------|
| Chief Official: | NED | MULLER Eilly | Course Umpire: | ROU | TOTH Gheorghe |
| Starter: | HUN | GYORGY Denés | Chief Finish Official: | ESP | ELVIRA FRANCO María |
| Course Umpire: | ESP | LLEVOT María Jesús | | | |

| | | | | | | |
|---------------------------|--------------------|---|-------------|---|-----------------|---|
| Weather Conditions | Air Temperature: | - | Wind Speed: | - | Wind Direction: |  |
| | Water Temperature: | - | Conditions: | - | | |
| | Humidity: | - | | | | |

Note:
Results are subject to change after consideration of the Course Umpire report, Boat and Doping Control results.

Legend:
m/s Metres per second °C Degree Celsius QF Qualified for Final QS Qualified for Semifinal


RESULTS

Race 16

| Rank | Lane | NOC | Bib | Name | 1000m | |
|------|------|-----|-----|-----------------------|--------------|----|
| 1 | 5 | SVK | 345 | RISZDORFER Michal | 2:56.879 (1) | QF |
| | | | 346 | RISZDORFER Richard | | |
| | | | 347 | TARR Juraj | | |
| | | | 348 | VLCEK Erik | | |
| 2 | 4 | CZE | 38 | HAVEL Daniel | 2:57.298 (2) | QF |
| | | | 39 | HORSKY Ondrej | 0.419 | |
| | | | 42 | SOUCEK Jan | | |
| | | | 43 | STERBA Jan | | |
| 3 | 2 | POL | 243 | NICKOWSKI Marcin | 2:57.649 (3) | QF |
| | | | 244 | OLEJNICZAK Mateusz | 0.770 | |
| | | | 245 | OLSZEWSKI Tomasz | | |
| | | | 247 | ROSOLSKI Rafal | | |
| 4 | 6 | RUS | 294 | LYAPUNOV Kirill | 2:58.309 (4) | QS |
| | | | 309 | VISHNYAKOV Konstantin | 1.430 | |
| | | | 289 | ANOSHKIN Roman | | |
| | | | 308 | VASILYEV Anton | | |
| 5 | 3 | GBR | 105 | DANIELS Andrew | 2:59.601 (5) | QS |
| | | | 106 | FARRELL Ben | 2.722 | |
| | | | 107 | HASTINGS Stuart | | |
| | | | 115 | WYCHERLEY Paul | | |
| 6 | 8 | UKR | 367 | FESUN Sergii | 2:59.976 (6) | QS |
| | | | 368 | IVANCHENKO Igor | 3.097 | |
| | | | 371 | KOPYSTYNSKYI Roman | | |
| | | | 375 | TSURKAN Vitaliy | | |
| 7 | 7 | SWE | 351 | BARSK Johannes | 3:03.208 (7) | QS |
| | | | 352 | ED Max | 6.329 | |
| | | | 354 | NILSSON Henrik | | |
| | | | 358 | SVENSSON Anders | | |

Progression: 1/3 TO F, 4/7 AND 8th BEST TIME TO SF, REST OUT

| | | | | | |
|------------------------|-----|-------------------------|-------------------------------|-----|-------------------------|
| Chief Official: | NED | MULLER Eily | Course Umpire: | LTU | ALEKRINSKIS Aleksandras |
| Starter: | HUN | GYORGY Denés | Chief Finish Official: | ESP | ELVIRA FRANCO Maria |
| Course Umpire: | ESP | FONTANA ESTEVE Salvador | | | |

| | | | | | | |
|---------------------------|--------------------|---|-------------|---|-----------------|---|
| Weather Conditions | Air Temperature: | - | Wind Speed: | - | Wind Direction: |  |
| | Water Temperature: | - | Conditions: | - | | |
| | Humidity: | - | | | | |

Note:
Results are subject to change after consideration of the Course Umpire report, Boat and Doping Control results.

Legend:
m/s Metres per second °C Degree Celsius QF Qualified for Final QS Qualified for Semifinal

RESULTS

Race 17

| Rank | Lane | NOC | Bib | Name | 500m | |
|------|------|-----|-----|---------------------|-----------------------|----|
| 1 | 5 | HUN | 178 | KOZÁK Danuta | 1:50.897 (1) | QF |
| 2 | 6 | ITA | 198 | IDEM Josefa | 1:51.872 (2) 0.975 | QF |
| 3 | 7 | POR | 271 | PORTELA Teresa | 1:52.192 (3) 1.295 | QF |
| 4 | 4 | ESP | 80 | GARCIA SUAREZ Maria | 1:53.893 (4) 2.996 | QS |
| 5 | 2 | RUS | 312 | KACHALOVA Yulia | 1:53.965 (5) 3.068 | QS |
| 6 | 8 | SWE | 365 | PALDANIUS Sofia | 1:54.272 (6) 3.375 | QS |
| 7 | 3 | NED | 223 | HAAZE Eef | 1:54.579 (7) 3.682 | QS |
| 8 | 9 | NOR | 233 | QUALE Elisabeth | 1:58.287 (8) 7.390 | ?? |
| 9 | 1 | BUL | 32 | NEDEVA Daniela | 2:00.797 (9) 9.900 | X |

Progression: 1/3 TO F, 4/7 AND 8th BEST TIME TO SF, REST OUT

| | | | | | |
|------------------------|-----|---------------------|-------------------------------|-----|---------------------|
| Chief Official: | NED | MULLER Eily | Course Umpire: | SVK | KUNC Lubos |
| Starter: | BLR | SHABLYKA Sergey | Chief Finish Official: | ESP | ELVIRA FRANCO Maria |
| Course Umpire: | BEL | DETHISE Jean Claude | | | |

| | | | | | | |
|---------------------------|--------------------|---|-------------|---|-----------------|--|
| Weather Conditions | Air Temperature: | - | Wind Speed: | - | Wind Direction: | |
| | Water Temperature: | - | Conditions: | - | | |
| | Humidity: | - | | | | |

Note:
Results are subject to change after consideration of the Course Umpire report, Boat and Doping Control results.

Legend:
 ?? Not Clear m/s Metres per second °C Degree Celsius QF Qualified for Final
 QS Qualified for Semifinal X Eliminated

RESULTS

Race 18

| Rank | Lane | NOC | Bib | Name | 500m | |
|------|------|-----|-----|------------------------|-----------------------|----|
| 1 | 5 | GER | 147 | WAGNER-AUGUSTIN Katrin | 1:52.291 (1) | QF |
| 2 | 9 | UKR | 381 | OSYPENKO-RADOMSKA Inna | 1:52.486 (2) 0.195 | QF |
| 3 | 4 | GBR | 117 | CAWTHORN Rachel | 1:52.503 (3) 0.212 | QF |
| 4 | 2 | POL | 257 | MIKOLAJCZYK Beata | 1:52.983 (4) 0.692 | QS |
| 5 | 6 | DEN | 56 | ENGEL HANSEN Henriette | 1:53.206 (5) 0.915 | QS |
| 6 | 8 | GRE | 152 | ALEXOPOULOU Athina | 1:55.068 (6) 2.777 | QS |
| 7 | 3 | FIN | 88 | RIKALA Anne | 1:55.393 (7) 3.102 | QS |
| 8 | 1 | AUT | 3 | LEHACI Ana Roxana | 1:56.640 (8) 4.349 | ?? |
| 9 | 7 | CZE | 46 | BLAHOVA Jana | 1:57.410 (9) 5.119 | X |

Progression:1/3 TO F, 4/7 AND 8th BEST TIME TO SF, REST OUT

| | | | | | |
|------------------------|-----|--------------------|-------------------------------|-----|---------------------|
| Chief Official: | NED | MULLER Eilly | Course Umpire: | ROU | TOTH Gheorghe |
| Starter: | BLR | SHABLYKA Sergey | Chief Finish Official: | ESP | ELVIRA FRANCO Maria |
| Course Umpire: | ESP | LLEVOT María Jesús | | | |

| | | | | | | |
|---------------------------|--------------------|---|-------------|---|-----------------|---|
| Weather Conditions | Air Temperature: | - | Wind Speed: | - | Wind Direction: |  |
| | Water Temperature: | - | Conditions: | - | | |
| | Humidity: | - | | | | |

Note:

Results are subject to change after consideration of the Course Umpire report, Boat and Doping Control results.

Legend:

?? Not Clear m/s Metres per second °C Degree Celsius QF Qualified for Final
 QS Qualified for Semifinal X Eliminated


RESULTS

Race 19

| Rank | Lane | NOC | Bib | Name | 500m | |
|------|------|-----|-----|--------------------|-----------------------|----|
| 1 | 5 | BLR | 16 | HARAZHA Dzianis | 1:00.000 (1) | QF |
| 2 | 4 | HUN | 160 | KORISÁNSZKY Péter | 1:00.001 (2) 0.001 | QF |
| 3 | 2 | BUL | 30 | GEORGIEV Deyan | 1:00.002 (3) 0.002 | QF |
| 4 | 6 | ROU | 283 | SIMIONCENCU Silviu | 1:00.003 (4) 0.003 | QS |
| 5 | 3 | SVK | 341 | KOHÚT Rastislav | 1:00.004 (5) 0.004 | QS |
| 6 | 7 | LAT | 203 | PRANKS Gatis | 1:00.005 (6) 0.005 | QS |

Progression: 1/3 TO F, 4/7 AND 8th BEST TIME TO SF, REST OUT

| | | | | | |
|------------------------|-----|---------------------|-------------------------------|-----|---------------------|
| Chief Official: | NED | MULLER Eilly | Course Umpire: | SVK | KUNC Lubos |
| Starter: | BLR | SHABLYKA Sergey | Chief Finish Official: | ESP | ELVIRA FRANCO Maria |
| Course Umpire: | BEL | DETHISE Jean Claude | | | |

| | | | | | | |
|---------------------------|--------------------|---|-------------|---|-----------------|---|
| Weather Conditions | Air Temperature: | - | Wind Speed: | - | Wind Direction: |  |
| | Water Temperature: | - | Conditions: | - | | |
| | Humidity: | - | | | | |

Note:
Results are subject to change after consideration of the Course Umpire report, Boat and Doping Control results.

Legend:
m/s Metres per second °C Degree Celsius QF Qualified for Final QS Qualified for Semifinal

RESULTS

Race 20

| Rank | Lane | NOC | Bib | Name | 500m | |
|------|------|-----|-----|----------------------|-----------------------|----|
| 1 | 3 | FRA | 93 | GOUBEL Mathieu | 1:50.703 (1) | QF |
| 2 | 5 | GER | 141 | WYLENZEK Tomasz | 1:51.083 (2) 0.380 | QF |
| 3 | 4 | RUS | 394 | SHTOKALOV Ilya | 1:51.808 (3) 1.105 | QF |
| 4 | 6 | POL | 239 | KRUK Mariusz | 1:53.313 (4) 2.610 | QS |
| 5 | 7 | ESP | 77 | SANCHEZ SANCHEZ Jose | 1:55.063 (5) 4.360 | QS |
| 6 | 2 | UKR | 392 | CHEBAN Iuri | 2:00.056 (6) 9.353 | QS |

Progression:1/3 TO F, 4/7 AND 6th BEST TIME TO SF, REST OUT

| | | | | | |
|------------------------|-----|--------------------|-------------------------------|-----|---------------------|
| Chief Official: | NED | MULLER Eilly | Course Umpire: | ROU | TOTH Gheorghe |
| Starter: | BLR | SHABLYKA Sergey | Chief Finish Official: | ESP | ELVIRA FRANCO Maria |
| Course Umpire: | ESP | LLEVOT Maria Jesús | | | |

| | | | | | | |
|---------------------------|--------------------|---|-------------|---|-----------------|--|
| Weather Conditions | Air Temperature: | - | Wind Speed: | - | Wind Direction: | <input type="checkbox"/> Fresh <input type="checkbox"/> Wet |
| | Water Temperature: | - | Conditions: | - | | |
| | Humidity: | - | | | | |

Note:
Results are subject to change after consideration of the Course Umpire report, Boat and Doping Control results.

Legend:
m/s Metres per second °C Degree Celsius QF Qualified for Final QS Qualified for Semifinal

RESULTS

Race 21

| Rank | Lane | NOC | Bib | Name | 500m | |
|------|------|-----|-----|--------------------|-----------------------|----|
| 1 | 5 | SWE | 353 | GUSTAFSSON Anders | 1:40.547 (1) | QF |
| 2 | 6 | ITA | 187 | GALLIGANI Matteo | 1:42.330 (2) 1.783 | QS |
| 3 | 4 | ESP | 71 | PEÑA ARRIOLA Iñigo | 1:42.892 (3) 2.345 | QS |
| 4 | 7 | NED | 220 | KOENDERS Robin | 1:43.392 (4) 2.845 | QS |
| 5 | 1 | SLO | 321 | ZAKRAJSEK Jost | 1:43.805 (5) 3.258 | QS |
| 6 | 3 | CZE | 44 | SVAB Filip | 1:43.932 (6) 3.385 | QS |
| 7 | 8 | SUI | 337 | GUBSER David | 1:44.173 (7) 3.626 | QS |
| 8 | 2 | GRE | 151 | PAPASAVVAS Michail | 1:44.192 (8) 3.645 | X |

Progression: 1ST TO FINAL A, 2/7 TO SEMI-FINAL, REST OUT

| | | | | | |
|------------------------|-----|---------------------|-------------------------------|-----|---------------------|
| Chief Official: | NED | MULLER Elly | Course Umpire: | SVK | KUNC Lubos |
| Starter: | BLR | SHABLYKA Sergey | Chief Finish Official: | ESP | ELVIRA FRANCO Maria |
| Course Umpire: | BEL | DETHISE Jean Claude | | | |

| | | | | | | |
|---------------------------|--------------------|---|-------------|---|-----------------|--|
| Weather Conditions | Air Temperature: | - | Wind Speed: | - | Wind Direction: | |
| | Water Temperature: | - | Conditions: | - | | |
| | Humidity: | - | | | | |

Note:
Results are subject to change after consideration of the Course Umpire report, Boat and Doping Control results.

Legend:
m/s Metres per second °C Degree Celsius QF Qualified for Final QS Qualified for Semifinal
X Eliminated

RESULTS

Race 22

| Rank | Lane | NOC | Bib | Name | 500m |
|------|------|-----|-----|-----------------|---------------------------|
| 1 | 6 | GBR | 104 | BRABANTS Tim | 1:39.394 (1) QF |
| 2 | 5 | GER | 129 | HOFF Max | 1:40.539 (2) QS 1.145 |
| 3 | 7 | POR | 267 | RIBEIRO João | 1:40.714 (3) QS 1.320 |
| 4 | 3 | IRL | 181 | WATKINS Barry | 1:45.691 (4) QS 6.297 |
| 5 | 2 | LAT | 207 | VEINBERGS Gints | 1:46.714 (5) QS 7.320 |
| 6 | 8 | SVK | 340 | JAKUBIK Gabor | 1:51.545 (6) QS 12.151 |

Progression: 1ST TO FINAL A, 2/7 TO SEMI-FINAL, REST OUT

| | | | | | |
|------------------------|-----|--------------------|-------------------------------|-----|---------------------|
| Chief Official: | NED | MULLER Eilly | Course Umpire: | ROU | TOTH Gheorghe |
| Starter: | BLR | SHABLYKA Sergey | Chief Finish Official: | ESP | ELVIRA FRANCO María |
| Course Umpire: | ESP | LLEVOT María Jesús | | | |

| | | | | | | |
|---------------------------|--------------------|---|-------------|---|-----------------|---|
| Weather Conditions | Air Temperature: | - | Wind Speed: | - | Wind Direction: |  |
| | Water Temperature: | - | Conditions: | - | | |
| | Humidity: | - | | | | |

Note:
Results are subject to change after consideration of the Course Umpire report, Boat and Doping Control results.

Legend:
m/s Metres per second °C Degree Celsius QF Qualified for Final QS Qualified for Semifinal

RESULTS

Race 23

| Rank | Lane | NOC | Bib | Name | 500m | |
|------|------|-----|-----|-------------------|--------------|-------------|
| 1 | 4 | DEN | 50 | BELIBACH Kasper | 1:41.606 (1) | QF |
| 2 | 3 | BLR | 26 | YURENIA Aleh | 1:43.021 (2) | QS 1.415 |
| 3 | 5 | RUS | 303 | RYAKHOV Anton | 1:43.076 (3) | QS 1.470 |
| 4 | 2 | CYP | 35 | DIAMANTIS Anderas | 1:45.968 (4) | QS 4.362 |
| 5 | 7 | HUN | 167 | SZALAI Tamás | 1:45.998 (5) | QS 4.392 |
| 6 | 8 | UKR | 370 | KHARRYTONOV Oleg | 1:46.561 (6) | QS 4.955 |
| 7 | 6 | BUL | 31 | MOSKOV Petko | 1:47.101 (7) | QS 5.495 |

Progression: 1ST TO FINAL A, 2/7 TO SEMI-FINAL, REST OUT

| | | | | | |
|------------------------|-----|---------------------|-------------------------------|-----|---------------------|
| Chief Official: | NED | MULLER Eilly | Course Umpire: | SVK | KUNC Lubos |
| Starter: | BLR | SHABLYKA Sergey | Chief Finish Official: | ESP | ELVIRA FRANCO Maria |
| Course Umpire: | BEL | DETHISE Jean Claude | | | |

| | | | | | | |
|---------------------------|--------------------|---|-------------|---|-----------------|--|
| Weather Conditions | Air Temperature: | - | Wind Speed: | - | Wind Direction: | |
| | Water Temperature: | - | Conditions: | - | | |
| | Humidity: | - | | | | |

Note:
Results are subject to change after consideration of the Course Umpire report, Boat and Doping Control results.

Legend:
m/s Metres per second °C Degree Celsius QF Qualified for Final QS Qualified for Semifinal


RESULTS

Race 24

| Rank | Lane | NOC | Bib | Name | 500m |
|------|------|-----|------------|--|--------------------------|
| 1 | 5 | HUN | 176 177 | JANICS Natasa KOVÁCS Katalin | 1:42.737 (1) QF |
| 2 | 6 | GBR | 122 123 | SAWERS Louisa WALKER Jessica | 1:43.036 (2) QF 0.299 |
| 3 | 3 | POL | 260 262 | WALCZYKIEWICZ Marta WOJNAROWSKA Ewelina | 1:43.511 (3) QF 0.774 |
| 4 | 8 | POR | 270 272 | GOMES Beatriz RODRIGUES Helena | 1:43.943 (4) QS 1.206 |
| 5 | 7 | SRB | 333 334 | MOLDOVAN Nikolina MOLDOVAN Olivera | 1:45.833 (5) QS 3.096 |
| 6 | 2 | ITA | 195 200 | CAMPANA Sofia Magali PETRACCA Cristina | 1:47.438 (6) QS 4.701 |
| 7 | 4 | SWE | 364 365 | NORDLÖW Josefin PALDANIUS Sofia | 1:47.673 (7) QS 4.936 |

Progression:1/3 TO F, 4/7 AND 8th BEST TIME TO SF, REST OUT

| | | | | | |
|------------------------|-----|--------------------|-------------------------------|-----|---------------------|
| Chief Official: | NED | MULLER Eilly | Course Umpire: | ROU | TOTH Gheorghe |
| Starter: | POL | WISNIEWSKI Bartosz | Chief Finish Official: | ESP | ELVIRA FRANCO María |
| Course Umpire: | ESP | LLEVOT María Jesús | | | |

| | | | | | | |
|---------------------------|--------------------|---|-------------|---|-----------------|---|
| Weather Conditions | Air Temperature: | - | Wind Speed: | - | Wind Direction: |  |
| | Water Temperature: | - | Conditions: | - | | |
| | Humidity: | - | | | | |

Note:
Results are subject to change after consideration of the Course Umpire report, Boat and Doping Control results.

Legend:
m/s Metres per second °C Degree Celsius QF Qualified for Final QS Qualified for Semifinal


RESULTS

Race 25

| Rank | Lane | NOC | Bib | Name | 500m |
|------|------|-----|------------|--|--------------------------|
| 1 | 2 | RUS | 318 320 | SALAKHOVA Juliana SERGEEVA Anastasia | 1:42.352 (1) QF |
| 2 | 3 | AUT | 4 5 | SCHURING Yvonne SCHWARZ Viktoria | 1:42.782 (2) QF 0.430 |
| 3 | 4 | GER | 144 148 | HÖRMANN Silke WABMUTH Conny | 1:43.292 (3) QF 0.940 |
| 4 | 5 | SVK | 349 350 | KMETOVÁ Ivana KOHLOVÁ Martina | 1:43.410 (4) QS 1.058 |
| 5 | 6 | ESP | 78 83 | CONTRERAS RODRIGUEZ Isabel Maria PEDRUELO TORIBIO Laura | 1:49.095 (5) QS 6.743 |
| 6 | 7 | NED | 224 225 | ROOS Femke VAN EERDE Rowdy | 1:50.087 (6) QS 7.735 |

Progression: 1/3 TO F, 4/7 AND 8th BEST TIME TO SF, REST OUT

| | | | | | |
|------------------------|-----|---------------------|-------------------------------|-----|---------------------|
| Chief Official: | NED | MULLER Elly | Course Umpire: | SVK | KUNC Lubos |
| Starter: | POL | WISNIEWSKI Bartosz | Chief Finish Official: | ESP | ELVIRA FRANCO Maria |
| Course Umpire: | BEL | DETHISE Jean Claude | | | |

| | | | | | | |
|---------------------------|--------------------|---|-------------|---|-----------------|---|
| Weather Conditions | Air Temperature: | - | Wind Speed: | - | Wind Direction: |  |
| | Water Temperature: | - | Conditions: | - | | |
| | Humidity: | - | | | | |

Note:
Results are subject to change after consideration of the Course Umpire report, Boat and Doping Control results.

Legend:
m/s Metres per second °C Degree Celsius QF Qualified for Final QS Qualified for Semifinal

RESULTS

Race 26

| Rank | Lane | NOC | Bib | Name | 500m | |
|------|------|-----|------------|---|------------------------|----|
| 1 | 4 | ESP | 61 | CRAVIOTTO RIVERO Saul 70 PEREZ RIAL Carlos | 1:30.266 (1) | QF |
| 2 | 8 | SRB | 328 329 | PAJIC Dejan STANOJEVIC Dusko | 1:30.461 (2) 0.195 | QF |
| 3 | 6 | CZE | 39 43 | HORSKY Ondrej STERBA Jan | 1:30.945 (3) 0.679 | QF |
| 4 | 5 | BLR | 19 20 | MAKHNEU Vadzim PIATRUSHENKA Raman | 1:31.012 (4) 0.746 | QS |
| 5 | 3 | RUS | 297 304 | NIKOLAEV Pavel SALAKHOV Evgeny | 1:33.273 (5) 3.007 | QS |
| 6 | 7 | DEN | 54 55 | STÆR Emil WRAAE Kim | 1:34.875 (6) 4.609 | QS |
| 7 | 2 | ROU | 281 284 | PORCARASU Justin STEFAN Vasile | 1:35.052 (7) 4.786 | QS |
| 8 | 1 | CYP | 36 37 | MAREK Stanislav PAVLOVIC Djordje | 1:44.232 (8) 13.966 | ?? |

Progression:1/3 TO F, 4/7 AND 8th BEST TIME TO SF, REST OUT

| | | | | | |
|------------------------|-----|--------------------|-------------------------------|-----|---------------------|
| Chief Official: | NED | MULLER Eilly | Course Umpire: | ROU | TOTH Gheorghe |
| Starter: | POL | WISNIEWSKI Bartosz | Chief Finish Official: | ESP | ELVIRA FRANCO Maria |
| Course Umpire: | ESP | LLEVOT Maria Jesús | | | |

| | | | | | | |
|---------------------------|--------------------|---|-------------|---|-----------------|--|
| Weather Conditions | Air Temperature: | - | Wind Speed: | - | Wind Direction: | |
| | Water Temperature: | - | Conditions: | - | | |
| | Humidity: | - | | | | |

Note:
Results are subject to change after consideration of the Course Umpire report, Boat and Doping Control results.

Legend:
?? Not Clear m/s Metres per second °C Degree Celsius QF Qualified for Final
QS Qualified for Semifinal

RESULTS

Race 27

| Rank | Lane | NOC | Bib | Name | 500m | |
|------|------|-----|------------|---|-----------------------|----|
| 1 | 5 | HUN | 158 162 | KAMMERER Zoltán KUCSERA Gábor | 1:31.758 (1) | QF |
| 2 | 4 | GER | 130 132 | HOLLSTEIN Martin IHLE Andreas | 1:31.883 (2) 0.125 | QF |
| 3 | 3 | POR | 266 268 | PIMENTA Fernando SILVA Emanuel | 1:32.755 (3) 0.997 | QF |
| 4 | 7 | POL | 235 246 | AMBROZIAK Denis PUTTO Dawid | 1:33.333 (4) 1.575 | QS |
| 5 | 1 | CRO | 33 34 | IVIC Mario LIPOVAC Marko | 1:35.763 (5) 4.005 | QS |
| 6 | 8 | AUT | 1 2 | ENDL Christian LOEHNITZ Charles | 1:35.938 (6) 4.180 | QS |
| 7 | 6 | NOR | 228 229 | SOELBERG JR Oevind SOLHAUG Jo Sondre | 1:37.408 (7) 5.650 | QS |

Progression: 1/3 TO F, 4/7 AND 8th BEST TIME TO SF, REST OUT

| | | | | | |
|------------------------|-----|---------------------|-------------------------------|-----|---------------------|
| Chief Official: | NED | MULLER Eily | Course Umpire: | SVK | KUNC Lubos |
| Starter: | POL | WISNIEWSKI Bartosz | Chief Finish Official: | ESP | ELVIRA FRANCO Maria |
| Course Umpire: | BEL | DETHISE Jean Claude | | | |

| | | | | | | |
|---------------------------|--------------------|---|-------------|---|-----------------|--|
| Weather Conditions | Air Temperature: | - | Wind Speed: | - | Wind Direction: | |
| | Water Temperature: | - | Conditions: | - | | |
| | Humidity: | - | | | | |

Note:
Results are subject to change after consideration of the Course Umpire report, Boat and Doping Control results.

Legend:
m/s Metres per second °C Degree Celsius QF Qualified for Final QS Qualified for Semifinal


RESULTS

Race 28

| Rank | Lane | NOC | Bib | Name | 500m | |
|------|------|-----|-----|------------------------|--------------|----|
| 1 | 4 | ESP | 81 | MANCHON Beatriz | 1:34.200 (1) | QF |
| | | | 82 | MOLANES COSTA Sonia | | |
| | | | 84 | PORTELA RIVAS Teresa | | |
| | | | 85 | SMIDAKOVA Jana | | |
| 2 | 5 | GER | 142 | DIETZE Tina | 1:35.485 (2) | QF |
| | | | 143 | FISCHER Fanny | 1.285 | |
| | | | 146 | REINHARDT Nicole | | |
| | | | 147 | WAGNER-AUGUSTIN Katrin | | |
| 3 | 7 | RUS | 310 | EREMINA Daria | 1:36.297 (3) | QF |
| | | | 315 | LAVROVA Anastasia | 2.097 | |
| | | | 317 | PROSKURINA Natalia | | |
| | | | 319 | SELENNOVA Anzhelika | | |
| 4 | 6 | GBR | 118 | EDMONDS Abigail | 1:37.492 (4) | QS |
| | | | 119 | HANNAH Angela | 3.292 | |
| | | | 120 | HAWKEY Jenna | | |
| | | | 121 | MASON Hayleigh | | |
| 5 | 3 | CZE | 48 | MATOUSKOVA Lucie | 1:37.770 (5) | QS |
| | | | 49 | SEBESTOVA Jana | 3.570 | |
| | | | 45 | ADAMOVA Anna | | |
| | | | 47 | DOKTOROVA Andrea | | |
| 6 | 1 | FRA | 99 | DELATTRE-DEMORY Marie | 1:37.995 (6) | QS |
| | | | 100 | GUYOT Sarah | 3.795 | |
| | | | 101 | MOREL Adeline | | |
| | | | 102 | TROEL Sarah | | |
| 7 | 2 | NOR | 230 | BRUN-LIE Agnes | 1:39.542 (7) | QS |
| | | | 234 | SHERIFF Lisa | 5.342 | |
| | | | 231 | FALCH Mira | | |
| | | | 232 | MOEN Louise Leren | | |
| 8 | 8 | ROU | 285 | BORHA Roxana | 1:40.382 (8) | ?? |
| | | | 286 | MICUTARI Sanziana | 6.182 | |
| | | | 287 | MUTESCU Diana | | |
| | | | 288 | SCHIPOR Ionela | | |

Progression:1/3 TO F, 4/7 AND 8th BEST TIME TO SF, REST OUT

| | | | | | |
|------------------------|-----|--------------------|-------------------------------|-----|---------------------|
| Chief Official: | NED | MULLER Elly | Course Umpire: | ROU | TOTH Gheorghe |
| Starter: | HUN | GYORGY Denes | Chief Finish Official: | ESP | ELVIRA FRANCO Maria |
| Course Umpire: | ESP | LLEVOT Maria Jesús | | | |

| | | | | | | |
|---------------------------|--------------------|---|-------------|---|-----------------|---|
| Weather Conditions | Air Temperature: | - | Wind Speed: | - | Wind Direction: |  |
| | Water Temperature: | - | Conditions: | - | | |
| | Humidity: | - | | | | |

Note:

Results are subject to change after consideration of the Course Umpire report, Boat and Doping Control results.

Legend:

?? Not Clear m/s Metres per second °C Degree Celsius QF Qualified for Final
 QS Qualified for Semifinal


RESULTS

Race 29

| Rank | Lane | NOC | Bib | Name | 500m | |
|------|------|-----|-----|---------------------|--------------|----|
| 1 | 5 | HUN | 174 | BENEDEK Dalma | 1:34.102 (1) | QF |
| | | | 175 | CSIPES Tamara | | |
| | | | 178 | KOZÁK Danuta | | |
| | | | 180 | SZABÓ Gabriella | | |
| 2 | 4 | POL | 255 | KONIECZNA Aneta | 1:36.202 (2) | QF |
| | | | 256 | KRUKOWSKA Magdalena | 2.100 | |
| | | | 258 | NAJA Karolina | | |
| | | | 259 | PAWELCZAK Sandra | | |
| 3 | 6 | POR | 271 | PORTELA Teresa | 1:36.687 (3) | QF |
| | | | 274 | VASCONCELOS Joana | 2.585 | |
| | | | 270 | GOMES Beatriz | | |
| | | | 273 | SOUSA Joana | | |
| 4 | 2 | ITA | 199 | MURABITO Norma | 1:36.727 (4) | QS |
| | | | 196 | CICALI Stefania | 2.625 | |
| | | | 197 | FAGIOLI Alice | | |
| | | | 201 | SGROI Fabiana | | |
| 5 | 3 | SRB | 331 | MAJOR-KUBIK Renata | 1:37.137 (5) | QS |
| | | | 332 | MARTA Tibor | 3.035 | |
| | | | 335 | NADJ Antonija | | |
| | | | 336 | PANDA Antonia | | |
| 6 | 1 | BLR | 391 | FEDAROVICH Tatsiana | 1:37.927 (6) | QS |
| | | | 27 | PALTARAN Maryna | 3.825 | |
| | | | 28 | PAPOK Nadzeya | | |
| | | | 29 | SAKALOUSKAYA Iryna | | |
| 7 | 7 | UKR | 377 | GANNA Nepomnyascha | 1:38.957 (7) | QS |
| | | | 379 | KOSYTSKA Vlada | 4.855 | |
| | | | 382 | PAVLIK Olga | | |
| | | | 383 | VASYLEVSKSA Mariya | | |
| 8 | 8 | SWE | 363 | JOHANSSON Karin | 1:39.292 (8) | ?? |
| | | | 366 | ROGER Anna | 5.190 | |
| | | | 361 | ANDERSSON Annika | | |
| | | | 362 | ANDERSSON Emma | | |

Progression:1/3 TO F, 4/7 AND 8th BEST TIME TO SF, REST OUT

| | | | | | |
|------------------------|-----|---------------------|-------------------------------|-----|---------------------|
| Chief Official: | NED | MULLER Eily | Course Umpire: | SVK | KUNC Lubos |
| Starter: | HUN | GYORGY Denés | Chief Finish Official: | ESP | ELVIRA FRANCO Maria |
| Course Umpire: | BEL | DETHISE Jean Claude | | | |

| | | | | | | |
|---------------------------|--------------------|---|-------------|---|-----------------|---|
| Weather Conditions | Air Temperature: | - | Wind Speed: | - | Wind Direction: |  |
| | Water Temperature: | - | Conditions: | - | | |
| | Humidity: | - | | | | |

Note:
Results are subject to change after consideration of the Course Umpire report, Boat and Doping Control results.

Legend:
?? Not Clear m/s Metres per second °C Degree Celsius QF Qualified for Final
QS Qualified for Semifinal


RESULTS

Race 30

| Rank | Lane | NOC | Bib | Name | 1000m | |
|------|------|-----|-----|---------------------|------------------------|----|
| 1 | 5 | GBR | 104 | BRABANTS Tim | 3:32.639 (1) | QF |
| 2 | 7 | NOR | 228 | SOELBERG JR Oevind | 3:32.764 (2) 0.125 | QF |
| 3 | 6 | FRA | 90 | BEAUMONT Maxime | 3:33.384 (3) 0.745 | QF |
| 4 | 3 | ISR | 183 | YELLIN Roei | 3:33.414 (4) 0.775 | QF |
| 5 | 1 | IRL | 181 | WATKINS Barry | 3:33.639 (5) 1.000 | QF |
| 6 | 4 | BEL | 11 | PANNECOUCKE Laurens | 3:37.804 (6) 5.165 | QF |
| 7 | 2 | SUI | 337 | GUBSER David | 3:37.939 (7) 5.300 | QF |
| 8 | 8 | ITA | 192 | RIPAMONTI Nicola | 3:38.029 (8) 5.390 | ?? |
| 9 | 9 | CYP | 35 | DIAMANTIS Anderas | 3:54.736 (9) 22.097 | X |

Progression:1/3 TO FINAL A,4/7 + 8th BT TO FINAL B, REST OUT

| | | | | | |
|------------------------|-----|--------------------|-------------------------------|-----|---------------------|
| Chief Official: | NED | MULLER Eilly | Course Umpire: | ROU | TOTH Gheorghe |
| Starter: | BLR | SHABLYKA Sergey | Chief Finish Official: | ESP | ELVIRA FRANCO Maria |
| Course Umpire: | ESP | LLEVOT María Jesús | | | |

| | | | | | | |
|---------------------------|--------------------|---|-------------|---|-----------------|---|
| Weather Conditions | Air Temperature: | - | Wind Speed: | - | Wind Direction: |  |
| | Water Temperature: | - | Conditions: | - | | |
| | Humidity: | - | | | | |

Note:
Results are subject to change after consideration of the Course Umpire report, Boat and Doping Control results.

Legend:
?? Not Clear m/s Metres per second °C Degree Celsius QF Qualified for Final
X Eliminated

RESULTS

Race 31

| Rank | Lane | NOC | Bib | Name | 1000m | |
|------|------|-----|-----|------------------------|--------------------------|----|
| 1 | 6 | ESP | 64 | HERNANZ AGÜERIA Javier | 3:35.052 (1) | QF |
| 2 | 9 | HUN | 162 | KUCSERA Gábor | 3:36.147 (2) 1.095 | QF |
| 3 | 4 | SRB | 330 | TOMICEVIC Marko | 3:36.527 (3) 1.475 | QF |
| 4 | 5 | SLO | 323 | ZUPANCIC REGENT Jernej | 3:37.242 (4) 2.190 | QF |
| 5 | 7 | POR | 265 | FERNANDES David | 3:39.142 (5) 4.090 | QF |
| 6 | 2 | LTU | 213 | NEKRIOUSIUS Ricardas | 3:42.857 (6) 7.805 | QF |
| 7 | 1 | BUL | 31 | MOSKOV Petko | 3:44.822 (7) 9.770 | QF |
| 8 | 3 | RUS | 297 | NIKOLAEV Pavel | 3:52.848 (8) 17.796 | ?? |
| 9 | 8 | LUX | 218 | SEIDEL Marc | 4:47.944 (9) 1:12.892 | X |

Progression:1/3 TO FINAL A,4/7 + 8th BT TO FINAL B, REST OUT

| | | | | | |
|------------------------|-----|-------------------------|-------------------------------|-----|-------------------------|
| Chief Official: | NED | MULLER Ely | Course Umpire: | LTU | ALEKRINSKIS Aleksandras |
| Starter: | BLR | SHABLYKA Sergey | Chief Finish Official: | ESP | ELVIRA FRANCO María |
| Course Umpire: | ESP | FONTANA ESTEVE Salvador | | | |

| | | | | | | |
|---------------------------|--------------------|---|-------------|---|-----------------|--|
| Weather Conditions | Air Temperature: | - | Wind Speed: | - | Wind Direction: | |
| | Water Temperature: | - | Conditions: | - | | |
| | Humidity: | - | | | | |

Note:
Results are subject to change after consideration of the Course Umpire report, Boat and Doping Control results.

Legend:
 ?? Not Clear m/s Metres per second °C Degree Celsius QF Qualified for Final
 X Eliminated


RESULTS

Race 32

| Rank | Lane | NOC | Bib | Name | 1000m | |
|------|------|-----|-----|----------------------|------------------------|----|
| 1 | 4 | RUS | 394 | SHTOKOLOV Ilya | 4:02.604 (1) | QF |
| 2 | 5 | SVK | 343 | OSTRCIL Marian | 4:03.069 (2) 0.465 | QF |
| 3 | 6 | BLR | 16 | HARAZHA Dzianis | 4:04.664 (3) 2.060 | QF |
| 4 | 2 | LTU | 216 | SHUKLIN Jevgeny | 4:05.269 (4) 2.665 | X |
| 5 | 1 | GRE | 150 | KILIGKARIDIS Andreas | 4:05.524 (5) 2.920 | X |
| 6 | 3 | UKR | 374 | TSIPAN Vadim | 4:08.509 (6) 5.905 | X |
| 7 | 8 | LAT | 202 | EZMALIS Mikelis | 4:32.385 (7) 29.781 | X |
| 8 | 7 | BUL | 30 | GEORGIEV Deyan | 4:51.079 (8) 48.475 | X |

Progression: 1/3 TO FINAL, REST OUT

| | | | | | |
|------------------------|-----|---------------------|-------------------------------|-----|---------------------|
| Chief Official: | NED | MULLER Elly | Course Umpire: | SVK | KUNC Lubos |
| Starter: | BLR | SHABLYKA Sergey | Chief Finish Official: | ESP | ELVIRA FRANCO Maria |
| Course Umpire: | BEL | DETHISE Jean Claude | | | |

| | | | | | | |
|---------------------------|--------------------|---|-------------|---|-----------------|---|
| Weather Conditions | Air Temperature: | - | Wind Speed: | - | Wind Direction: |  |
| | Water Temperature: | - | Conditions: | - | | |
| | Humidity: | - | | | | |

Note:
Results are subject to change after consideration of the Course Umpire report, Boat and Doping Control results.

Legend:
m/s Metres per second °C Degree Celsius QF Qualified for Final X Eliminated


RESULTS

Race 34

| Rank | Lane | NOC | Bib | Name | 1000m |
|------|------|-----|------------|---------------------------------------|---------------------------|
| 1 | 3 | SWE | 353 355 | GUSTAFSSON Anders OSCARSSON Markus | 3:14.480 (1) QF |
| 2 | 5 | POR | 266 268 | PIMENTA Fernando SILVA Emanuel | 3:15.345 (2) QF 0.865 |
| 3 | 4 | SVK | 338 342 | GELLE Peter MARTINEK Tomáš | 3:15.412 (3) QF 0.932 |
| 4 | 6 | SRB | 328 329 | PAJIC Dejan STANOJEVIC Dusko | 3:16.010 (4) QF 1.530 |
| 5 | 7 | FRA | 91 97 | CARRE Cyrille LECRUBIER Vincent | 3:19.572 (5) QF 5.092 |
| 6 | 1 | GBR | 103 112 | BOYTON Jonathon RUTHERFORD Edward | 3:22.597 (6) QF 8.117 |
| 7 | 9 | AUT | 1 2 | ENDL Christian LOHNITZ Charles | 3:22.832 (7) QF 8.352 |
| 8 | 2 | LAT | 205 208 | STRAUME Kristis ZALUPE Kristaps | 3:31.901 (8) ?? 17.421 |

Progression: 1/3 TO FINAL A, 4/7 + 8th BT TO FINAL B, REST OUT

| | | | | | |
|------------------------|-----|-------------------------|-------------------------------|-----|-------------------------|
| Chief Official: | NED | MULLER Elly | Course Umpire: | LTU | ALEKRINSKIS Aleksandras |
| Starter: | POL | WISNIEWSKI Bartosz | Chief Finish Official: | ESP | ELVIRA FRANCO Maria |
| Course Umpire: | ESP | FONTANA ESTEVE Salvador | | | |

| | | | | | | |
|---------------------------|--------------------|---|-------------|---|-----------------|---|
| Weather Conditions | Air Temperature: | - | Wind Speed: | - | Wind Direction: |  |
| | Water Temperature: | - | Conditions: | - | | |
| | Humidity: | - | | | | |

Note:
Results are subject to change after consideration of the Course Umpire report, Boat and Doping Control results.

Legend:
?? Not Clear m/s Metres per second °C Degree Celsius QF Qualified for Final


RESULTS

Race 35

| Rank | Lane | NOC | Bib | Name | 1000m | |
|------|------|-----|------------|--|------------------------|----|
| 1 | 4 | RUS | 295 303 | MEDVEDEV Ilya RYAKHOV Anton | 3:15.927 (1) | QF |
| 2 | 6 | POL | 241 242 | KUJAWSKI Mariusz LUCZAK Krzysztof | 3:16.632 (2) 0.705 | QF |
| 3 | 5 | ESP | 60 68 | COSGAYA NORIEGA Diego MERCHAN ALONSO Emilio | 3:17.897 (3) 1.970 | QF |
| 4 | 3 | ITA | 184 189 | BATTELLI Albino PIEROTTI Samuel | 3:19.277 (4) 3.350 | QF |
| 5 | 8 | BLR | 15 22 | FINDZIUKEVICH Siarhei STRELCHANKA Stanislau | 3:21.352 (5) 5.425 | QF |
| 6 | 7 | NOR | 226 227 | NORENBERG Jacob SALBU Daniel | 3:21.532 (6) 5.605 | QF |
| 7 | 2 | LTU | 212 214 | MALINAUSKAS Rokas OLIJNIK Andrej | 3:22.053 (7) 6.126 | QF |
| 8 | 1 | CYP | 36 37 | MAREK Stanislav PAVLOVIC Djordje | 3:52.518 (8) 36.591 | ?? |

Progression: 1/3 TO FINAL A, 4/7 + 8th BT TO FINAL B, REST OUT

| | | | | | |
|------------------------|-----|---------------------|-------------------------------|-----|---------------------|
| Chief Official: | NED | MULLER Elly | Course Umpire: | SVK | KUNC Lubos |
| Starter: | POL | WISNIEWSKI Bartosz | Chief Finish Official: | ESP | ELVIRA FRANCO Maria |
| Course Umpire: | BEL | DETHISE Jean Claude | | | |

| | | | | | | |
|---------------------------|--------------------|---|-------------|---|-----------------|---|
| Weather Conditions | Air Temperature: | - | Wind Speed: | - | Wind Direction: |  |
| | Water Temperature: | - | Conditions: | - | | |
| | Humidity: | - | | | | |

Note:
Results are subject to change after consideration of the Course Umpire report, Boat and Doping Control results.

Legend:
?? Not Clear m/s Metres per second °C Degree Celsius QF Qualified for Final


RESULTS

Race 36

| Rank | Lane | NOC | Bib | Name | 1000m | |
|------|------|-----|------------|--|--------------------------|----|
| 1 | 4 | UKR | 369 376 | KAMERYLOV Denys VERHELES Vitaliy | 3:45.324 (1) | QF |
| 2 | 5 | CZE | 40 41 | KORANDA Lukas MISKOVSKY Radek | 3:46.696 (2) 1.372 | QF |
| 3 | 6 | ESP | 69 72 | OLIVEIRA VAZQUEZ Andre PICALLO VILA Yeray | 3:46.704 (3) 1.380 | QF |
| 4 | 2 | GBR | 110 114 | LAWRENCE Matthew TRAIN James | 3:47.731 (4) 2.407 | X |
| 5 | 3 | BLR | 13 14 | BAHDANOVICH Aliaksandr BAHDANOVICH Andrei | 3:49.791 (5) 4.467 | X |
| 6 | 7 | LTU | 210 211 | GADEIKIS Tomas LABUCKAS Raimundas | 5:08.005 (6) 1:22.681 | X |

Progression: 1/3 TO FINAL, REST OUT

| | | | | | |
|------------------------|-----|--------------------|-------------------------------|-----|---------------------|
| Chief Official: | NED | MULLER Eddy | Course Umpire: | ROU | TOTH Gheorghe |
| Starter: | POL | WISNIEWSKI Bartosz | Chief Finish Official: | ESP | ELVIRA FRANCO Maria |
| Course Umpire: | ESP | LLEVOT Maria Jesús | | | |

| | | | | | | |
|---------------------------|--------------------|---|-------------|---|-----------------|---|
| Weather Conditions | Air Temperature: | - | Wind Speed: | - | Wind Direction: |  |
| | Water Temperature: | - | Conditions: | - | | |
| | Humidity: | - | | | | |

Note:
Results are subject to change after consideration of the Course Umpire report, Boat and Doping Control results.

Legend:
m/s Metres per second °C Degree Celsius QF Qualified for Final X Eliminated


RESULTS

Race 37

| Rank | Lane | NOC | Bib | Name | 1000m | |
|------|------|-----|-----|---------------------|--------------|----|
| 1 | 5 | POL | 256 | KRUKOWSKA Magdalena | 3:48.131 (1) | QF |
| | | | 259 | PAWELCZAK Sandra | | |
| 2 | 6 | SRB | 335 | NADJ Antonija | 3:49.476 (2) | QF |
| | | | 336 | PANDA Antonia | 1.345 | |
| 3 | 4 | POR | 269 | ESTEVES Inês | 3:49.966 (3) | QF |
| | | | 274 | VASCONCELOS Joana | 1.835 | |
| 4 | 3 | ROU | 285 | BORHA Roxana | 3:50.256 (4) | X |
| | | | 287 | MUTESCU Diana | 2.125 | |

Progression: 1/3 TO FINAL, REST OUT

| | | | | | |
|------------------------|-----|-------------------------|-------------------------------|-----|-------------------------|
| Chief Official: | NED | MULLER Eilly | Course Umpire: | LTU | ALEKRINSKIS Aleksandras |
| Starter: | POL | WISNIEWSKI Bartosz | Chief Finish Official: | ESP | ELVIRA FRANCO Maria |
| Course Umpire: | ESP | FONTANA ESTEVE Salvador | | | |

| | | | | | | |
|---------------------------|--------------------|---|-------------|---|-----------------|---|
| Weather Conditions | Air Temperature: | - | Wind Speed: | - | Wind Direction: |  |
| | Water Temperature: | - | Conditions: | - | | |
| | Humidity: | - | | | | |

Note:
Results are subject to change after consideration of the Course Umpire report, Boat and Doping Control results.

Legend:
m/s Metres per second °C Degree Celsius QF Qualified for Final X Eliminated

RESULTS

Race 38

| Rank | Lane | NOC | Bib | Name | 1000m | |
|------|------|-----|-----|--------------------------|--------------|----|
| 1 | 2 | ITA | 185 | BENASSI Maximilian | 2:59.504 (1) | QF |
| | | | 186 | FACCHIN Andrea | | |
| | | | 191 | RICCHETTI Alberto | | |
| | | | 193 | SCADUTO Antonio | | |
| 2 | 5 | FRA | 92 | COLIN Philippe | 2:59.751 (2) | QF |
| | | | 94 | HUBERT Etienne | 0.247 | |
| | | | 95 | HYBOIS Arnaud | | |
| | | | 96 | JOUVE Sébastien | | |
| 3 | 3 | GBR | 105 | DANIELS Andrew | 3:00.274 (3) | QF |
| | | | 106 | FARRELL Ben | 0.770 | |
| | | | 107 | HASTINGS Stuart | | |
| | | | 115 | WYCHERLEY Paul | | |
| 4 | 8 | ESP | 63 | GERMADE BARREIRO Rodrigo | 3:00.489 (4) | X |
| | | | 65 | LLAMEDO ALVAREZ Emilio | 0.985 | |
| | | | 73 | PIÑA ESTEVES Diego | | |
| | | | 74 | PRIETO VARELA Borja | | |
| 5 | 1 | SWE | 351 | BARSK Johannes | 3:02.716 (5) | X |
| | | | 352 | ED Max | 3.212 | |
| | | | 354 | NILSSON Henrik | | |
| | | | 358 | SVENSSON Anders | | |
| 6 | 6 | BLR | 12 | ABALMASAU Aliaksei | 3:03.704 (6) | X |
| | | | 18 | LITVINCHUK Artur | 4.200 | |
| | | | 19 | MAKHNEU Vadzim | | |
| | | | 20 | PIATRUSHENKA Raman | | |
| 7 | 7 | UKR | 367 | FESUN Sergii | 3:06.229 (7) | X |
| | | | 368 | IVANCHENKO Igor | 6.725 | |
| | | | 371 | KOPYSTYNSKYI Roman | | |
| | | | 375 | TSURKAN Vitaliy | | |
| 8 | 4 | RUS | 289 | ANOSHKIN Roman | 3:10.244 (8) | X |
| | | | 294 | LYAPUNOV Kirill | 10.740 | |
| | | | 308 | VASILYEV Anton | | |
| | | | 309 | VISHNYAKOV Konstantin | | |

Progression:1/3 TO FINAL, REST OUT

| | | | | | |
|------------------------|-----|---------------------|-------------------------------|-----|---------------------|
| Chief Official: | NED | MULLER Ely | Course Umpire: | SVK | KUNC Lubos |
| Starter: | HUN | GYORGY Denés | Chief Finish Official: | ESP | ELVIRA FRANCO María |
| Course Umpire: | BEL | DETHISE Jean Claude | | | |

| | | | | | | |
|---------------------------|--------------------|---|-------------|---|-----------------|--|
| Weather Conditions | Air Temperature: | - | Wind Speed: | - | Wind Direction: | |
| | Water Temperature: | - | Conditions: | - | | |
| | Humidity: | - | | | | |

Note:
Results are subject to change after consideration of the Course Umpire report, Boat and Doping Control results.

Legend:
m/s Metres per second °C Degree Celsius QF Qualified for Final X Eliminated

RESULTS

Race 39

| Rank | Lane | NOC | Bib | Name | 500m | |
|------|------|-----|-----|------------------------|-----------------------|----|
| 1 | 3 | DEN | 56 | ENGEL HANSEN Henriette | 1:54.529 (1) | QF |
| 2 | 4 | POL | 257 | MIKOLAJCZYK Beata | 1:55.034 (2) 0.505 | QF |
| 3 | 2 | SWE | 365 | PALDANIUS Sofia | 1:55.814 (3) 1.285 | QF |
| 4 | 1 | FIN | 88 | RIKALA Anne | 1:56.119 (4) 1.590 | X |
| 5 | 6 | RUS | 312 | KACHALOVA Yulia | 1:56.264 (5) 1.735 | X |
| 6 | 9 | AUT | 3 | LEHACI Ana Roxana | 1:57.389 (6) 2.860 | X |
| 7 | 8 | NED | 223 | HAAZE Eef | 1:57.804 (7) 3.275 | X |
| 8 | 5 | ESP | 80 | GARCIA SUAREZ Maria | 1:58.189 (8) 3.660 | X |
| 9 | 7 | GRE | 152 | ALEXOPOULOU Athina | 2:00.714 (9) 6.185 | X |

Progression:1/3 TO FINAL, REST OUT

| | | | | | |
|------------------------|-----|--------------------|-------------------------------|-----|---------------------|
| Chief Official: | NED | MULLER Eily | Course Umpire: | ROU | TOTH Gheorghe |
| Starter: | BLR | SHABLYKA Sergey | Chief Finish Official: | ESP | ELVIRA FRANCO Maria |
| Course Umpire: | ESP | LLEVOT Maria Jesús | | | |

| | | | | | | |
|---------------------------|--------------------|---|-------------|---|-----------------|--|
| Weather Conditions | Air Temperature: | - | Wind Speed: | - | Wind Direction: | <input type="checkbox"/> Fresh <input type="checkbox"/> Wet |
| | Water Temperature: | - | Conditions: | - | | |
| | Humidity: | - | | | | |

Note:
Results are subject to change after consideration of the Course Umpire report, Boat and Doping Control results.

Legend:
m/s Metres per second °C Degree Celsius QF Qualified for Final X Eliminated


RESULTS

Race 40

| Rank | Lane | NOC | Bib | Name | 500m | | |
|------|------|-----|-----|----------------------|-----------------------|----|-----|
| 1 | 4 | POL | 239 | KRUK Mariusz | 1:57.097 (1) | QF | |
| 2 | 6 | SVK | 341 | KOHÚT Rastislav | 1:57.402 (2) 0.305 | QF | |
| 3 | 3 | ESP | 77 | SANCHEZ SANCHEZ Jose | 1:58.037 (3) 0.940 | QF | |
| 4 | 2 | LAT | 203 | PRANKS Gatis | 2:00.237 (4) 3.140 | X | |
| 5 | 7 | UKR | 392 | CHEBAN Iuri | 2:01.412 (5) 4.315 | X | |
| | | 5 | ROU | 283 | SIMIONCENCU Silviu | | DSQ |

Progression: 1/3 TO FINAL, REST OUT

| | | | | | |
|------------------------|-----|-------------------------|-------------------------------|-----|-------------------------|
| Chief Official: | NED | MULLER Eilly | Course Umpire: | LTU | ALEKRINSKIS Aleksandras |
| Starter: | BLR | SHABLYKA Sergey | Chief Finish Official: | ESP | ELVIRA FRANCO Maria |
| Course Umpire: | ESP | FONTANA ESTEVE Salvador | | | |

| | | | | | | |
|---------------------------|--------------------|---|-------------|---|-----------------|---|
| Weather Conditions | Air Temperature: | - | Wind Speed: | - | Wind Direction: |  |
| | Water Temperature: | - | Conditions: | - | | |
| | Humidity: | - | | | | |

Note:
Results are subject to change after consideration of the Course Umpire report, Boat and Doping Control results.

Legend:
DSQ Disqualified m/s Metres per second °C Degree Celsius **QF** Qualified for Final
X Eliminated

RESULTS

Race 41

| Rank | Lane | NOC | Bib | Name | 500m | |
|------|------|-----|-----|--------------------|-----------------------|----|
| 1 | 5 | BLR | 26 | YURENIA Aleh | 1:41.745 (1) | QF |
| 2 | 4 | POR | 267 | RIBEIRO João | 1:42.305 (2) 0.560 | QF |
| 3 | 7 | IRL | 181 | WATKINS Barry | 1:43.150 (3) 1.405 | QF |
| 4 | 6 | ESP | 71 | PEÑA ARRIOLA Iñigo | 1:44.850 (4) 3.105 | QF |
| 5 | 8 | SVK | 340 | JAKUBIK Gabor | 1:44.970 (5) 3.225 | QF |
| 6 | 9 | CZE | 44 | SVAB Filip | 1:45.955 (6) 4.210 | QF |
| 7 | 2 | SLO | 321 | ZAKRAJSEK Jost | 1:46.595 (7) 4.850 | QF |
| 8 | 3 | CYP | 35 | DIAMANTIS Anderas | 1:47.830 (8) 6.085 | ?? |
| 9 | 1 | BUL | 31 | MOSKOV Petko | 1:50.710 (9) 8.965 | X |

Progression: 1/3 TO FINAL A, 4/7 + 8th BT TO FINAL B, REST OUT

| | | | | | |
|------------------------|-----|--------------------|-------------------------------|-----|---------------------|
| Chief Official: | NED | MULLER Eilly | Course Umpire: | ROU | TOTH Gheorghe |
| Starter: | BLR | SHABLYKA Sergey | Chief Finish Official: | ESP | ELVIRA FRANCO Maria |
| Course Umpire: | ESP | LLEVOT Maria Jesús | | | |

| | | | | | | |
|---------------------------|--------------------|---|-------------|---|-----------------|--|
| Weather Conditions | Air Temperature: | - | Wind Speed: | - | Wind Direction: | |
| | Water Temperature: | - | Conditions: | - | | |
| | Humidity: | - | | | | |

Note:
Results are subject to change after consideration of the Course Umpire report, Boat and Doping Control results.

Legend:
 ?? Not Clear m/s Metres per second °C Degree Celsius QF Qualified for Final
 X Eliminated


RESULTS

Race 42

| Rank | Lane | NOC | Bib | Name | 500m |
|------|------|-----|-----|------------------|---------------------------|
| 1 | 4 | GER | 129 | HOFF Max | 1:41.405 (1) QF |
| 2 | 2 | HUN | 167 | SZALAI Tamás | 1:42.645 (2) QF 1.240 |
| 3 | 6 | RUS | 303 | RYAKHOV Anton | 1:42.910 (3) QF 1.505 |
| 4 | 3 | NED | 220 | KOENDERS Robin | 1:43.350 (4) QF 1.945 |
| 5 | 5 | ITA | 187 | GALLIGANI Matteo | 1:43.510 (5) QF 2.105 |
| 6 | 7 | LAT | 207 | VEINBERGS Gints | 1:46.260 (6) QF 4.855 |
| 7 | 9 | SUI | 337 | GUBSER David | 1:46.945 (7) QF 5.540 |
| 8 | 8 | UKR | 370 | KHARRYTONOV Oleg | 2:05.300 (8) ?? 23.895 |

Progression: 1/3 TO FINAL A, 4/7 + 8th BT TO FINAL B, REST OUT

| | | | | | |
|------------------------|-----|-------------------------|-------------------------------|-----|-------------------------|
| Chief Official: | NED | MULLER Elly | Course Umpire: | LTU | ALEKRINSKIS Aleksandras |
| Starter: | BLR | SHABLYKA Sergey | Chief Finish Official: | ESP | ELVIRA FRANCO María |
| Course Umpire: | ESP | FONTANA ESTEVE Salvador | | | |

| | | | | | | |
|---------------------------|--------------------|---|-------------|---|-----------------|---|
| Weather Conditions | Air Temperature: | - | Wind Speed: | - | Wind Direction: |  |
| | Water Temperature: | - | Conditions: | - | | |
| | Humidity: | - | | | | |

Note:
Results are subject to change after consideration of the Course Umpire report, Boat and Doping Control results.

Legend:
?? Not Clear m/s Metres per second °C Degree Celsius QF Qualified for Final

RESULTS

Race 43

| Rank | Lane | NOC | Bib | Name | 500m | |
|------|------|-----|-----|---|-----------------------|----|
| 1 | 4 | SVK | 349 | KMETOVÁ Ivana 350 KOHLOVÁ Martina | 1:45.819 (1) | QF |
| 2 | 6 | SRB | 333 | MOLDOVAN Nikolina 334 MOLDOVAN Olivera | 1:46.509 (2) 0.690 | QF |
| 3 | 5 | POR | 270 | GOMES Beatriz 272 RODRIGUES Helena | 1:46.729 (3) 0.910 | QF |
| 4 | 8 | SWE | 364 | NORDLÖW Josefin 365 PALDANIUS Sofia | 1:46.829 (4) 1.010 | X |
| 5 | 2 | ITA | 195 | CAMPANA Sofia Magali 200 PETRACCA Cristina | 1:50.249 (5) 4.430 | X |
| 6 | 3 | ESP | 78 | CONTRERAS RODRIGUEZ Isabel Maria 83 PEDRUELO TORIBIO Laura | 1:50.724 (6) 4.905 | X |
| 7 | 7 | NED | 224 | ROOS Femke 225 VAN EERDE Rowdy | 1:51.774 (7) 5.955 | X |

Progression:1/3 TO FINAL, REST OUT

| | | | | | |
|------------------------|-----|--------------------|-------------------------------|-----|---------------------|
| Chief Official: | NED | MULLER Elly | Course Umpire: | ROU | TOTH Gheorghe |
| Starter: | POL | WISNIEWSKI Bartosz | Chief Finish Official: | ESP | ELVIRA FRANCO Maria |
| Course Umpire: | ESP | LLEVOT Maria Jesús | | | |

| | | | | | | |
|---------------------------|--------------------|---|-------------|---|-----------------|---|
| Weather Conditions | Air Temperature: | - | Wind Speed: | - | Wind Direction: | <input type="checkbox"/> Finish <input type="checkbox"/> Start |
| | Water Temperature: | - | Conditions: | - | | |
| | Humidity: | - | | | | |

Note:
Results are subject to change after consideration of the Course Umpire report, Boat and Doping Control results.

Legend:
m/s Metres per second °C Degree Celsius QF Qualified for Final X Eliminated

RESULTS

Race 44

| Rank | Lane | NOC | Bib | Name | 500m | |
|------|------|-----|-----|--------------------|--------------|----|
| 1 | 2 | DEN | 54 | ST/ER Emil | 1:34.173 (1) | QF |
| | | | 55 | WRAAE Kim | | |
| 2 | 5 | BLR | 19 | MAKHNEU Vadzim | 1:34.948 (2) | QF |
| | | | 20 | PIATRUSHENKA Raman | 0.775 | |
| 3 | 6 | RUS | 297 | NIKOLAEV Pavel | 1:35.193 (3) | QF |
| | | | 304 | SALAKHOV Evgeny | 1.020 | |
| 4 | 4 | POL | 235 | AMBROZIAK Denis | 1:36.248 (4) | X |
| | | | 246 | PUTTO Dawid | 2.075 | |
| 5 | 7 | AUT | 1 | ENDL Christian | 1:37.050 (5) | X |
| | | | 2 | LOEHNITZ Charles | 2.877 | |
| 6 | 3 | CRO | 33 | IVIC Mario | 1:37.718 (6) | X |
| | | | 34 | LIPOVAC Marko | 3.545 | |
| 7 | 1 | NOR | 228 | SOELBERG JR Oevind | 1:39.498 (7) | X |
| | | | 229 | SOLHAUG Jo Sondre | 5.325 | |
| 8 | 8 | ROU | 281 | PORCARASU Justin | 1:40.518 (8) | X |
| | | | 284 | STEFAN Vasile | 6.345 | |
| 9 | 9 | CYP | 36 | MAREK Stanislav | 1:47.043 (9) | X |
| | | | 37 | PAVLOVIC Djordje | 12.870 | |

Progression:1/3 TO FINAL, REST OUT

| | | | | | |
|------------------------|-----|-------------------------|-------------------------------|-----|-------------------------|
| Chief Official: | NED | MULLER Eilly | Course Umpire: | LTU | ALEKRINSKIS Aleksandras |
| Starter: | POL | WISNIEWSKI Bartosz | Chief Finish Official: | ESP | ELVIRA FRANCO Maria |
| Course Umpire: | ESP | FONTANA ESTEVE Salvador | | | |

| | | | | | | |
|---------------------------|--------------------|---|-------------|---|-----------------|---|
| Weather Conditions | Air Temperature: | - | Wind Speed: | - | Wind Direction: |  |
| | Water Temperature: | - | Conditions: | - | | |
| | Humidity: | - | | | | |

Note:
Results are subject to change after consideration of the Course Umpire report, Boat and Doping Control results.

Legend:
m/s Metres per second °C Degree Celsius QF Qualified for Final X Eliminated

RESULTS

Race 45

| Rank | Lane | NOC | Bib | Name | 500m | |
|------|------|-----|-----|-----------------------|--------------|----|
| 1 | 3 | SRB | 331 | MAJOR-KUBIK Renata | 1:37.733 (1) | QF |
| | | | 332 | MARTA Tibor | | |
| | | | 335 | NADJ Antonija | | |
| | | | 336 | PANDA Antonia | | |
| 2 | 4 | ITA | 196 | CICALI Stefania | 1:38.050 (2) | QF |
| | | | 197 | FAGIOLI Alice | 0.317 | |
| | | | 199 | MURABITO Norma | | |
| | | | 201 | SGROI Fabiana | | |
| 3 | 5 | GBR | 118 | EDMONDS Abigail | 1:38.063 (3) | QF |
| | | | 119 | HANNAH Angela | 0.330 | |
| | | | 120 | HAWKEY Jenna | | |
| | | | 121 | MASON Hayleigh | | |
| 4 | 6 | CZE | 45 | ADAMOVA Anna | 1:38.508 (4) | X |
| | | | 47 | DOKTOROVA Andrea | 0.775 | |
| | | | 48 | MATOUSKOVA Lucie | | |
| | | | 49 | SEBESTOVA Jana | | |
| 5 | 2 | FRA | 99 | DELATTRE-DEMORY Marie | 1:38.610 (5) | X |
| | | | 100 | GUYOT Sarah | 0.877 | |
| | | | 101 | MOREL Adeline | | |
| | | | 102 | TROEL Sarah | | |
| 6 | 7 | BLR | 391 | FEDAROVICH Tatsiana | 1:39.325 (6) | X |
| | | | 27 | PALTARAN Maryna | 1.592 | |
| | | | 28 | PAPOK Nadzeya | | |
| | | | 29 | SAKALOUSKAYA Iryna | | |
| 7 | 9 | SWE | 361 | ANDERSSON Annika | 1:39.390 (7) | X |
| | | | 362 | ANDERSSON Emma | 1.657 | |
| | | | 363 | JOHANSSON Karin | | |
| | | | 366 | ROGER Anna | | |
| 8 | 8 | NOR | 230 | BRUN-LIE Agnes | 1:40.055 (8) | X |
| | | | 231 | FALCH Mira | 2.322 | |
| | | | 232 | MOEN Louise Leren | | |
| | | | 234 | SHERIFF Lisa | | |
| 9 | 1 | UKR | 377 | GANNA Nepomnyascha | 1:40.665 (9) | X |
| | | | 379 | KOSYTSKA Vlada | 2.932 | |
| | | | 382 | PAVLIK Olga | | |
| | | | 383 | VASYLEVSKA Mariya | | |

Progression:1/3 TO FINAL, REST OUT

| | | | | | |
|------------------------|-----|--------------------|-------------------------------|-----|---------------------|
| Chief Official: | NED | MULLER Ely | Course Umpire: | ROU | TOTH Gheorghe |
| Starter: | HUN | GYORGY Denés | Chief Finish Official: | ESP | ELVIRA FRANCO Maria |
| Course Umpire: | ESP | LLEVOT Maria Jesús | | | |

| | | | | | | |
|---------------------------|--------------------|---|-------------|---|-----------------|--|
| Weather Conditions | Air Temperature: | - | Wind Speed: | - | Wind Direction: | |
| | Water Temperature: | - | Conditions: | - | | |
| | Humidity: | - | | | | |

Note:

Results are subject to change after consideration of the Course Umpire report, Boat and Doping Control results.

Legend:

m/s Metres per second °C Degree Celsius QF Qualified for Final X Eliminated

RESULTS

Race 46

| Rank | Lane | NOC | Bib | Name | 1000m |
|------|------|-----|-----|------------------------|------------------------|
| 1 | 5 | ISR | 183 | YELLIN Roei | 3:39.621 (1) |
| 2 | 4 | SLO | 323 | ZUPANCIC REGENT Jernej | 3:40.051 (2) 0.430 |
| 3 | 7 | BEL | 11 | PANNECOUCKE Laurens | 3:42.006 (3) 2.385 |
| 4 | 3 | IRL | 181 | WATKINS Barry | 3:44.981 (4) 5.360 |
| 5 | 6 | POR | 265 | FERNANDES David | 3:45.571 (5) 5.950 |
| 6 | 9 | ITA | 192 | RIPAMONTI Nicola | 3:46.656 (6) 7.035 |
| 7 | 1 | SUI | 337 | GUBSER David | 3:47.856 (7) 8.235 |
| 8 | 8 | BUL | 31 | MOSKOV Petko | 3:48.261 (8) 8.640 |
| 9 | 2 | LTU | 213 | NEKRIOUSIUS Ricardas | 4:07.061 (9) 27.440 |

| | | | | | |
|------------------------|-----|-------------------------|-------------------------------|-----|---------------------|
| Chief Official: | NED | MULLER Eliy | Chief Finish Official: | ESP | ELVIRA FRANCO María |
| Course Umpire: | ESP | FONTANA ESTEVE Salvador | | | |
| Course Umpire: | LTU | ALEKRINSKIS Aleksandras | | | |

| | | | | | | |
|---------------------------|--------------------|-------|-------------|---------|-----------------|--|
| Weather Conditions | Air Temperature: | 16 °C | Wind Speed: | 4.8 m/s | Wind Direction: | |
| | Water Temperature: | | Conditions: | NONE | | |
| | Humidity: | 99% | | | | |

Note:

Results are subject to change after consideration of the Course Umpire report, Boat and Doping Control results.

Legend:

m/s Metres per second °C Degree Celsius

RESULTS

Race 47

| Rank | Lane | NOC | Bib | Name | 1000m |
|------|------|-----|------------|--|-----------------------|
| 1 | 5 | SRB | 328 329 | PAJIC Dejan STANOJEVIC Dusko | 3:20.597 (1) |
| 2 | 3 | FRA | 91 97 | CARRE Cyrille LECRUBIER Vincent | 3:22.282 (2) 1.685 |
| 3 | 4 | ITA | 184 189 | BATTELLI Albino PIEROTTI Samuel | 3:23.352 (3) 2.755 |
| 4 | 7 | GBR | 103 112 | BOYTON Jonathon RUTHERFORD Edward | 3:24.167 (4) 3.570 |
| 5 | 2 | NOR | 226 227 | NORENBERG Jacob SALBU Daniel | 3:24.947 (5) 4.350 |
| 6 | 6 | BLR | 15 22 | FINDZIUKEVICH Siarhei STRELCHANKA Stanislau | 3:25.259 (6) 4.662 |
| 7 | 8 | LTU | 212 214 | MALINAUSKAS Rokas OLIJNIK Andrej | 3:25.312 (7) 4.715 |
| 8 | 1 | AUT | 1 2 | ENDL Christian LOHNITZ Charles | 3:30.371 (8) 9.774 |
| 9 | 9 | LAT | 205 208 | STRAUME Kristis ZALUPE Kristaps | 3:30.562 (9) 9.965 |

| | | | | | |
|------------------------|-----|---------------------|-------------------------------|-----|---------------------|
| Chief Official: | NED | MULLER Elly | Chief Finish Official: | ESP | ELVIRA FRANCO María |
| Starter: | BEL | DETHISE Jean Claude | | | |
| Course Umpire: | SVK | KUNC Lubos | | | |

| | | | | | | |
|---------------------------|--------------------|-------|-------------|---------|-----------------|--|
| Weather Conditions | Air Temperature: | 16 °C | Wind Speed: | 4.8 m/s | Wind Direction: | |
| | Water Temperature: | | Conditions: | NONE | | |
| | Humidity: | 99% | | | | |

Note:
Results are subject to change after consideration of the Course Umpire report, Boat and Doping Control results.

Legend:
m/s Metres per second °C Degree Celsius

RESULTS

Race 48

| Rank | Lane | NOC | Bib | Name | 1000m |
|------|------|-----|-----|------------------------|-----------------------|
| 1 | 5 | GER | 129 | HOFF Max | 3:33.018 (1) |
| 2 | 4 | BLR | 26 | YURENIA Aleh | 3:34.148 (2) 1.130 |
| 3 | 6 | DEN | 51 | HOLTEN POULSEN René | 3:35.228 (3) 2.210 |
| 4 | 7 | ESP | 64 | HERNANZ AGÜERIA Javier | 3:36.888 (4) 3.870 |
| 5 | 9 | SRB | 330 | TOMICEVIC Marko | 3:37.043 (5) 4.025 |
| 6 | 2 | HUN | 162 | KUCSERA Gábor | 3:37.183 (6) 4.165 |
| 7 | 1 | FRA | 90 | BEAUMONT Maxime | 3:38.938 (7) 5.920 |
| 8 | 3 | GBR | 104 | BRABANTS Tim | 3:41.888 (8) 8.870 |
| | | NOR | 228 | SOELBERG JR Oevind | DNS |

| | | | | | |
|------------------------|-----|--------------------|-------------------------------|-----|---------------------|
| Chief Official: | NED | MULLER Elij | Chief Finish Official: | ESP | ELVIRA FRANCO María |
| Course Umpire: | ESP | LLEVOT María Jesús | | | |
| Course Umpire: | ROU | TOTH Gheorghe | | | |

| | | | | | | |
|---------------------------|--------------------|-------|-------------|---------|-----------------|--|
| Weather Conditions | Air Temperature: | 16 °C | Wind Speed: | 4.8 m/s | Wind Direction: | |
| | Water Temperature: | | Conditions: | NONE | | |
| | Humidity: | 99% | | | | |

Note:
Results are subject to change after consideration of the Course Umpire report, Boat and Doping Control results.

Legend:
DNS Did not start m/s Metres per second °C Degree Celsius

RESULTS

Race 49

| Rank | Lane | NOC | Bib | Name | 1000m | |
|------|------|-----|-----|------------------------|-----------------------|--|
| 1 | 4 | GER | 125 | BRENDEL Sebastian | 3:59.106 (1) | |
| 2 | 5 | FRA | 93 | GOUBEL Mathieu | 3:59.996 (2) 0.890 | |
| 3 | 3 | HUN | 166 | SARUDI Pál | 4:00.786 (3) 1.680 | |
| 4 | 8 | RUS | 394 | SHTOKOLOV Ilya | 4:00.816 (4) 1.710 | |
| 5 | 7 | POL | 393 | KACZOR Tomasz | 4:00.886 (5) 1.780 | |
| 6 | 6 | ROU | 283 | SIMIONCENCU Silviu | 4:03.356 (6) 4.250 | |
| 7 | 9 | BLR | 16 | HARAZHA Dzianis | 4:04.116 (7) 5.010 | |
| 8 | 1 | SVK | 343 | OSTRCIL Marian | 4:05.196 (8) 6.090 | |
| 9 | 2 | ESP | 58 | BOUZA PREGAL Jose Luis | 4:07.121 (9) 8.015 | |

| | | | | | |
|------------------------|-----|-------------------------|-------------------------------|-----|---------------------|
| Chief Official: | NED | MULLER Eilly | Chief Finish Official: | ESP | ELVIRA FRANCO María |
| Course Umpire: | ESP | FONTANA ESTEVE Salvador | | | |
| Course Umpire: | LTU | ALEKRINSKIS Aleksandras | | | |

| | | | | | | |
|---------------------------|--------------------|-------|-------------|---------|-----------------|--|
| Weather Conditions | Air Temperature: | 16 °C | Wind Speed: | 4.8 m/s | Wind Direction: | |
| | Water Temperature: | | Conditions: | NONE | | |
| | Humidity: | 99% | | | | |

Note:
Results are subject to change after consideration of the Course Umpire report, Boat and Doping Control results.

Legend:
m/s Metres per second °C Degree Celsius

RESULTS

Race 50

| Rank | Lane | NOC | Bib | Name | 1000m |
|------|------|-----|-----|---------------------|------------------------|
| 1 | 3 | GBR | 117 | CAWTHORN Rachel | 3:58.346 (1) |
| 2 | 4 | GER | 149 | WEBER Franziska | 4:00.806 (2) 2.460 |
| 3 | 2 | POL | 257 | MIKOLAJCZYK Beata | 4:01.276 (3) 2.930 |
| 4 | 5 | HUN | 177 | KOVÁCS Katalin | 4:07.861 (4) 9.515 |
| 5 | 6 | SWE | 363 | JOHANSSON Karin | 4:08.516 (5) 10.170 |
| 6 | 7 | AUT | 3 | LEHACI Ana Roxana | 4:08.756 (6) 10.410 |
| 7 | 1 | ESP | 79 | CORBERA MUÑOZ Maria | 4:12.666 (7) 14.320 |
| 8 | 8 | NOR | 233 | QUALE Elisabeth | 4:13.546 (8) 15.200 |
| 9 | 9 | BUL | 32 | NEDEVA Daniela | 4:18.281 (9) 19.935 |

| | | | | | |
|------------------------|-----|---------------------|-------------------------------|-----|---------------------|
| Chief Official: | NED | MULLER Eily | Chief Finish Official: | ESP | ELVIRA FRANCO Maria |
| Course Umpire: | BEL | DETHISE Jean Claude | | | |
| Course Umpire: | SVK | KUNC Lubos | | | |

| | | | | | | |
|---------------------------|--------------------|-------|-------------|---------|-----------------|--|
| Weather Conditions | Air Temperature: | 16 °C | Wind Speed: | 4.8 m/s | Wind Direction: | |
| | Water Temperature: | | Conditions: | NONE | | |
| | Humidity: | 99% | | | | |

Note:
Results are subject to change after consideration of the Course Umpire report, Boat and Doping Control results.

Legend:
m/s Metres per second °C Degree Celsius

RESULTS

Race 51

| Rank | Lane | NOC | Bib | Name | 1000m |
|------|------|-----|-----|-----------------------|--------------|
| 1 | 6 | GER | 130 | HOLLSTEIN Martin | 3:11.283 (1) |
| | | | 132 | IHLE Andreas | |
| 2 | 4 | HUN | 158 | KAMMERER Zoltán | 3:12.198 (2) |
| | | | 172 | VERECKEI Ákos | 0.915 |
| 3 | 9 | ESP | 60 | COSGAYA NORIEGA Diego | 3:13.843 (3) |
| | | | 68 | MERCHAN ALONSO Emilio | 2.560 |
| 4 | 8 | POR | 266 | PIMENTA Fernando | 3:13.853 (4) |
| | | | 268 | SILVA Emanuel | 2.570 |
| 5 | 7 | RUS | 295 | MEDVEDEV Ilya | 3:13.998 (5) |
| | | | 303 | RYAKHOV Anton | 2.715 |
| 6 | 3 | SWE | 353 | GUSTAFSSON Anders | 3:14.458 (6) |
| | | | 355 | OSCARSSON Markus | 3.175 |
| 7 | 1 | SVK | 338 | GELLE Peter | 3:16.611 (7) |
| | | | 342 | MARTINEK Tomáš | 5.328 |
| 8 | 2 | POL | 241 | KUJAWSKI Mariusz | 3:16.936 (8) |
| | | | 242 | LUCZAK Krzysztof | 5.653 |
| 9 | 5 | DEN | 54 | STÆR Emil | 3:18.831 (9) |
| | | | 55 | WRAAE Kim | 7.548 |

| | | | | | |
|------------------------|-----|--------------------|-------------------------------|-----|---------------------|
| Chief Official: | NED | MULLER Elly | Chief Finish Official: | ESP | ELVIRA FRANCO María |
| Course Umpire: | ESP | LLEVOT María Jesús | | | |
| Course Umpire: | ROU | TOTH Gheorghe | | | |

| | | | | | | |
|---------------------------|--------------------|-------|-------------|---------|-----------------|--|
| Weather Conditions | Air Temperature: | 16 °C | Wind Speed: | 4.8 m/s | Wind Direction: | |
| | Water Temperature: | | Conditions: | NONE | | |
| | Humidity: | 99% | | | | |

Note:
Results are subject to change after consideration of the Course Umpire report, Boat and Doping Control results.


Legend:
m/s Metres per second °C Degree Celsius

RESULTS

Race 52

| Rank | Lane | NOC | Bib | Name | 1000m |
|------|------|-----|------------|--|------------------------|
| 1 | 3 | AZE | 6 8 | BEZUGLIY Sergiy PROKOPENKO Maksim | 3:34.115 (1) |
| 2 | 4 | RUS | 292 299 | KOROVASHKOV Alexey PERVUKHIN Ilya | 3:34.745 (2) 0.630 |
| 3 | 5 | ROU | 277 279 | DUMITRESCU Lazar Silviu MIHALACHI Victor | 3:34.930 (3) 0.815 |
| 4 | 7 | HUN | 164 169 | MIKE Róbert TÓTH Márton | 3:37.315 (4) 3.200 |
| 5 | 2 | POL | 248 252 | RYNKIEWICZ Roman TYSZYNSKI Wojciech | 3:37.860 (5) 3.745 |
| 6 | 6 | GER | 133 134 | LEUE Erik LÜCK Thomas | 3:39.475 (6) 5.360 |
| 7 | 8 | UKR | 369 376 | KAMERYLOV Denys VERHELES Vitaliy | 3:41.900 (7) 7.785 |
| 8 | 1 | CZE | 40 41 | KORANDA Lukas MISKOVSKY Radek | 3:43.720 (8) 9.605 |
| 9 | 9 | ESP | 69 72 | OLIVEIRA VAZQUEZ Andre PICALLO VILA Yeray | 3:46.290 (9) 12.175 |

| | | | | | |
|------------------------|-----|-------------------------|-------------------------------|-----|---------------------|
| Chief Official: | NED | MULLER Elly | Chief Finish Official: | ESP | ELVIRA FRANCO Maria |
| Course Umpire: | ESP | FONTANA ESTEVE Salvador | | | |
| Course Umpire: | LTU | ALEKRINSKIS Aleksandras | | | |

| | | | | | | |
|---------------------------|--------------------|-------|-------------|---------|-----------------|---|
| Weather Conditions | Air Temperature: | 16 °C | Wind Speed: | 4.8 m/s | Wind Direction: |  |
| | Water Temperature: | | Conditions: | NONE | | |
| | Humidity: | 99% | | | | |

Note:
Results are subject to change after consideration of the Course Umpire report, Boat and Doping Control results.

Legend:
m/s Metres per second °C Degree Celsius

RESULTS

Race 53

| Rank | Lane | NOC | Bib | Name | 1000m |
|------|------|-----|------------|---|------------------------|
| 1 | 4 | HUN | 175 180 | CSIPES Tamara SZABÓ Gabriella | 3:34.659 (1) |
| 2 | 6 | RUS | 318 320 | SALAKHOVA Juliana SERGEEVA Anastasia | 3:36.254 (2) 1.595 |
| 3 | 5 | GER | 142 145 | DIETZE Tina LEONHARDT Carolin | 3:38.769 (3) 4.110 |
| 4 | 3 | ESP | 81 85 | MANCHON Beatriz SMIDAKOVA Jana | 3:39.034 (4) 4.375 |
| 5 | 7 | SWE | 364 365 | NORDLÖW Josefin PALDANIUS Sofia | 3:43.114 (5) 8.455 |
| 6 | 2 | NOR | 230 234 | BRUN-LIE Agnes SHERIFF Lisa | 3:44.226 (6) 9.567 |
| 7 | 8 | POL | 256 259 | KRUKOWSKA Magdalena PAWELCZAK Sandra | 3:44.521 (7) 9.862 |
| 8 | 9 | POR | 269 274 | ESTEVEES Inês VASCONCELOS Joana | 3:47.519 (8) 12.860 |
| 9 | 1 | SRB | 335 336 | NADJ Antonija PANDA Antonia | 3:49.399 (9) 14.740 |

| | | | | | |
|------------------------|-----|---------------------|-------------------------------|-----|---------------------|
| Chief Official: | NED | MULLER Ely | Chief Finish Official: | ESP | ELVIRA FRANCO María |
| Course Umpire: | BEL | DETHISE Jean Claude | | | |
| Course Umpire: | SVK | KUNC Lubos | | | |

| | | | | | | |
|---------------------------|--------------------|-------|-------------|---------|-----------------|---|
| Weather Conditions | Air Temperature: | 16 °C | Wind Speed: | 4.8 m/s | Wind Direction: |  |
| | Water Temperature: | | Conditions: | NONE | | |
| | Humidity: | 99% | | | | |

Note:
Results are subject to change after consideration of the Course Umpire report, Boat and Doping Control results.

Legend:
m/s Metres per second °C Degree Celsius

RESULTS

Race 54

| Rank | Lane | NOC | Bib | Name | 1000m |
|------|------|-----|-----|--------------------|--------------|
| 1 | 3 | GER | 124 | BERTZ Hendrik | 2:54.016 (1) |
| | | | 126 | BRÖCKL Norman | |
| | | | 128 | GROß Marcus | |
| | | | 140 | WIESKÖTTER Tim | |
| 2 | 5 | HUN | 155 | DOMBI Rudolf | 2:54.961 (2) |
| | | | 157 | HADYINA Gergely | 0.945 |
| | | | 163 | KÖKÉNY Roland | |
| | | | 167 | SZALAI Tamás | |
| 3 | 6 | CZE | 38 | HAVEL Daniel | 2:55.316 (3) |
| | | | 39 | HORSKY Ondrej | 1.300 |
| | | | 42 | SOUCEK Jan | |
| | | | 43 | STERBA Jan | |
| 4 | 4 | SVK | 345 | RISZDORFER Michal | 2:55.572 (4) |
| | | | 346 | RISZDORFER Richard | 1.556 |
| | | | 347 | TARR Juraj | |
| | | | 348 | VLCEK Erik | |
| 5 | 1 | FRA | 92 | COLIN Philippe | 2:55.651 (5) |
| | | | 94 | HUBERT Etienne | 1.635 |
| | | | 95 | HYBOIS Arnaud | |
| | | | 96 | JOUVE Sébastien | |
| 6 | 7 | ROU | 278 | IONETICU Toni | 2:55.938 (6) |
| | | | 280 | NEAGU Traian | 1.922 |
| | | | 281 | PORCARASU Justin | |
| | | | 284 | STEFAN Vasile | |
| 7 | 8 | ITA | 185 | BENASSI Maximilian | 2:56.719 (7) |
| | | | 186 | FACCHIN Andrea | 2.703 |
| | | | 191 | RICCHETTI Alberto | |
| | | | 193 | SCADUTO Antonio | |
| 8 | 9 | GBR | 105 | DANIELS Andrew | 2:57.566 (8) |
| | | | 106 | FARRELL Ben | 3.550 |
| | | | 107 | HASTINGS Stuart | |
| | | | 115 | WYCHERLEY Paul | |
| 9 | 2 | POL | 243 | NICKOWSKI Marcin | 2:58.941 (9) |
| | | | 244 | OLEJNICZAK Mateusz | 4.925 |
| | | | 245 | OLSZEWSKI Tomasz | |
| | | | 247 | ROSOLSKI Rafal | |

| | | | | | |
|------------------------|-----|--------------------|-------------------------------|-----|---------------------|
| Chief Official: | NED | MULLER Ely | Chief Finish Official: | ESP | ELVIRA FRANCO Maria |
| Course Umpire: | ESP | LLEVOT Maria Jesús | | | |
| Course Umpire: | ROU | TOTH Gheorghe | | | |

| | | | | | | |
|---------------------------|--------------------|-------|-------------|---------|-----------------|--|
| Weather Conditions | Air Temperature: | 16 °C | Wind Speed: | 4.8 m/s | Wind Direction: | |
| | Water Temperature: | | Conditions: | NONE | | |
| | Humidity: | 99% | | | | |

Note:
Results are subject to change after consideration of the Course Umpire report, Boat and Doping Control results.

Legend:
m/s Metres per second °C Degree Celsius

RESULTS

Race 55

| Rank | Lane | NOC | Bib | Name | 1000m |
|------|------|-----|-----|-----------------------|--------------|
| 1 | 6 | RUS | 293 | KOSTOGLOD Alexander | 3:17.363 (1) |
| | | | 298 | OPALEV Maxim | |
| | | | 301 | PETROV Pavel | |
| | | | 305 | SHAMSHURIN Kirill | |
| 2 | 7 | BLR | 16 | HARAZHA Dzianis | 3:18.438 (2) |
| | | | 21 | RABCHANKA Dzmitry | 1.075 |
| | | | 24 | VAITSISHKIN Dzmitry | |
| | | | 25 | VAUCHETSKI Aliaksandr | |
| 3 | 5 | GER | 136 | REBSTOCK Erik | 3:19.084 (3) |
| | | | 138 | VERCH Ronald | 1.721 |
| | | | 139 | WEND Chris | |
| | | | 141 | WYLENZEK Tomasz | |
| 4 | 3 | ROU | 275 | BOGDAN Nicolae | 3:21.776 (4) |
| | | | 276 | COMANICI Florin | 4.413 |
| | | | 282 | SIMION Mihail | |
| | | | 283 | SIMIONCENCU Silviu | |
| 5 | 4 | HUN | 168 | SZÉLES Gábor | 3:23.163 (5) |
| | | | 170 | VARGA Dávid | 5.800 |
| | | | 159 | KISS Tamás | |
| | | | 171 | VASS András | |
| 6 | 8 | POL | 236 | BARASZKIEWICZ Pawel | 3:23.768 (6) |
| | | | 238 | GRZYBOWSKI Marcin | 6.405 |
| | | | 250 | SKOWRONSKI Pawel | |
| | | | 253 | WOSZCZYNSKI Lukasz | |
| 7 | 2 | ESP | 59 | CAMPOS GARCIA Manuel | 3:27.672 (7) |
| | | | 67 | MASCATO GARCIA David | 10.309 |
| | | | 75 | RAMOS SANCHEZ Damian | |
| | | | 76 | ROMERO FRAGA Diego | |

| | | | | | |
|------------------------|-----|-------------------------|-------------------------------|-----|---------------------|
| Chief Official: | NED | MULLER Eilly | Chief Finish Official: | ESP | ELVIRA FRANCO María |
| Course Umpire: | ESP | FONTANA ESTEVE Salvador | | | |
| Course Umpire: | LTU | ALEKRINSKIS Aleksandras | | | |

| | | | | | | |
|---------------------------|--------------------|-------|-------------|---------|-----------------|--|
| Weather Conditions | Air Temperature: | 16 °C | Wind Speed: | 4.8 m/s | Wind Direction: | |
| | Water Temperature: | | Conditions: | NONE | | |
| | Humidity: | 99% | | | | |

Note:
Results are subject to change after consideration of the Course Umpire report, Boat and Doping Control results.

Legend:
m/s Metres per second °C Degree Celsius

RESULTS

Race 56

| Rank | Lane | NOC | Bib | Name | 200m | |
|------|------|-----|-----|-----------------------|------------|-------------|
| 1 | 6 | DEN | 50 | BELIBACH Kasper | 35.878 (1) | QF |
| 2 | 4 | ESP | 57 | ANDRES IGLESIAS Pablo | 35.983 (2) | QS 0.105 |
| 3 | 7 | FIN | 86 | LATVAMÄKI Kimmo | 36.563 (3) | QS 0.685 |
| 4 | 1 | BEL | 9 | CAUWENBERGH Olivier | 36.908 (4) | QS 1.030 |
| 5 | 5 | UKR | 370 | KHARRYTONOV Oleg | 38.338 (5) | QS 2.460 |
| 6 | 3 | CYP | 35 | DIAMANTIS Anderas | 38.708 (6) | QS 2.830 |
| 7 | 8 | NED | 221 | VAN DEN BERG Ruud | 38.743 (7) | QS 2.865 |
| 8 | 2 | LUX | 218 | SEIDEL Marc | 39.363 (8) | X 3.485 |
| 9 | 9 | BUL | 31 | MOSKOV Petko | 39.698 (9) | X 3.820 |

Progression:1ST TO FINAL A, 2/7 TO SEMI-FINAL, REST OUT

| | | | | | |
|------------------------|-----|-------------------------|-------------------------------|-----|---------------------|
| Chief Official: | NED | MULLER Eilly | Chief Finish Official: | ESP | ELVIRA FRANCO María |
| Course Umpire: | ESP | FONTANA ESTEVE Salvador | | | |
| Course Umpire: | LTU | ALEKRINSKIS Aleksandras | | | |

| | | | | | | |
|---------------------------|--------------------|-------|-------------|---------|-----------------|---|
| Weather Conditions | Air Temperature: | 16 °C | Wind Speed: | 4.8 m/s | Wind Direction: |  |
| | Water Temperature: | | Conditions: | NONE | | |
| | Humidity: | 99% | | | | |

Note:
Results are subject to change after consideration of the Course Umpire report, Boat and Doping Control results.

Legend:
m/s Metres per second °C Degree Celsius QF Qualified for Final QS Qualified for Semifinal
X Eliminated

RESULTS

Race 57

| Rank | Lane | NOC | Bib | Name | 200m | |
|------|------|-----|-----|-------------------|------------|-------------|
| 1 | 3 | GBR | 111 | MCKEEVER Edward | 35.531 (1) | QF |
| 2 | 5 | GER | 135 | RAUHE Ronald | 35.683 (2) | QS 0.152 |
| 3 | 6 | HUN | 165 | MOLNÁR Péter | 36.084 (3) | QS 0.553 |
| 4 | 4 | BLR | 23 | TURCHYN Dziamyán | 36.133 (4) | QS 0.602 |
| 5 | 1 | SWE | 360 | Öström Petter | 36.331 (5) | QS 0.800 |
| 6 | 7 | FRA | 90 | BEAUMONT Maxime | 36.609 (6) | QS 1.078 |
| 7 | 8 | POR | 267 | RIBEIRO João | 36.691 (7) | QS 1.160 |
| 8 | 9 | SRB | 326 | NASAGACIN Milenko | 36.774 (8) | X 1.243 |
| 9 | 2 | LTU | 215 | PTASNYKAS Rytis | 38.656 (9) | X 3.125 |

Progression: 1ST TO FINAL A, 2/7 TO SEMI-FINAL, REST OUT

| | | | | | |
|------------------------|-----|---------------------|-------------------------------|-----|---------------------|
| Chief Official: | NED | MULLER Eilly | Chief Finish Official: | ESP | ELVIRA FRANCO María |
| Course Umpire: | BEL | DETHISE Jean Claude | | | |
| Course Umpire: | SVK | KUNC Lubos | | | |

| | | | | | | |
|---------------------------|--------------------|-------|-------------|---------|-----------------|--|
| Weather Conditions | Air Temperature: | 16 °C | Wind Speed: | 4.8 m/s | Wind Direction: | |
| | Water Temperature: | | Conditions: | NONE | | |
| | Humidity: | 99% | | | | |

Note:
Results are subject to change after consideration of the Course Umpire report, Boat and Doping Control results.

Legend:
m/s Metres per second °C Degree Celsius QF Qualified for Final QS Qualified for Semifinal
X Eliminated


RESULTS

Race 58

| Rank | Lane | NOC | Bib | Name | 200m | |
|------|------|-----|-----|--------------------|------------|-------------|
| 1 | 3 | RUS | 395 | ZAVOLSKIY Viktor | 36.043 (1) | QF |
| 2 | 6 | ITA | 194 | ZERIAL Michele | 36.193 (2) | QS 0.150 |
| 3 | 4 | POL | 249 | SIEMIONOWSKI Piotr | 36.321 (3) | QS 0.278 |
| 4 | 9 | SLO | 322 | ZNIDARCIC Nejc | 36.721 (4) | QS 0.678 |
| 5 | 8 | ISR | 182 | LUFAN Barak | 36.993 (5) | QS 0.950 |
| 6 | 5 | CZE | 44 | SVAB Filip | 37.057 (6) | QS 1.014 |
| 7 | 2 | LAT | 206 | UPITIS Martins | 37.435 (7) | QS 1.392 |
| 8 | 7 | GRE | 151 | PAPASAVVAS Michail | 37.840 (8) | X 1.797 |

Progression:1ST TO FINAL A, 2/7 TO SEMI-FINAL, REST OUT

| | | | | | |
|------------------------|-----|-------------------------|-------------------------------|-----|---------------------|
| Chief Official: | NED | MULLER Eily | Chief Finish Official: | ESP | ELVIRA FRANCO Maria |
| Course Umpire: | ESP | FONTANA ESTEVE Salvador | | | |
| Course Umpire: | LTU | ALEKRINSKIS Aleksandras | | | |

| | | | | | | |
|---------------------------|--------------------|-------|-------------|---------|-----------------|---|
| Weather Conditions | Air Temperature: | 16 °C | Wind Speed: | 4.8 m/s | Wind Direction: |  |
| | Water Temperature: | | Conditions: | NONE | | |
| | Humidity: | 99% | | | | |

Note:
Results are subject to change after consideration of the Course Umpire report, Boat and Doping Control results.

Legend:
m/s Metres per second °C Degree Celsius QF Qualified for Final QS Qualified for Semifinal
X Eliminated

RESULTS

Race 59

| Rank | Lane | NOC | Bib | Name | 200m |
|------|------|-----|-----|------------------------|------------------------|
| 1 | 4 | GER | 131 | HOLTZ Stefan | 40.839 (1) QF |
| 2 | 6 | HUN | 161 | KOVÁCS Gergely | 40.859 (2) QF 0.020 |
| 3 | 7 | BLR | 24 | VAITSISHKIN Dzmitry | 41.493 (3) QF 0.654 |
| 4 | 2 | ESP | 69 | OLIVEIRA VAZQUEZ Andre | 41.589 (4) QS 0.750 |
| 5 | 8 | GBR | 109 | JEFFRIES Richard | 42.045 (5) QS 1.206 |
| 6 | 1 | GRE | 150 | KILIGKARIDIS Andreas | 42.905 (6) QS 2.066 |
| 7 | 3 | ROU | 275 | BOGDAN Nicolae | 43.173 (7) QS 2.334 |

Progression: 1/3 TO F, 4/7 AND 8th BEST TIME TO SF, REST OUT

| | | | | | |
|------------------------|-----|---------------------|-------------------------------|-----|---------------------|
| Chief Official: | NED | MULLER Eilly | Chief Finish Official: | ESP | ELVIRA FRANCO Maria |
| Course Umpire: | BEL | DETHISE Jean Claude | | | |
| Course Umpire: | SVK | KUNC Lubos | | | |

| | | | | | | |
|---------------------------|--------------------|-------|-------------|---------|-----------------|--|
| Weather Conditions | Air Temperature: | 16 °C | Wind Speed: | 4.8 m/s | Wind Direction: | |
| | Water Temperature: | | Conditions: | NONE | | |
| | Humidity: | 99% | | | | |

Note:
Results are subject to change after consideration of the Course Umpire report, Boat and Doping Control results.

Legend:
m/s Metres per second °C Degree Celsius QF Qualified for Final QS Qualified for Semifinal

RESULTS

Race 60

| Rank | Lane | NOC | Bib | Name | 200m | |
|------|------|-----|-----|-----------------|------------|-------------|
| 1 | 5 | RUS | 306 | SHTYL Ivan | 40.175 (1) | QF |
| 2 | 1 | UKR | 392 | CHEBAN Iuri | 40.239 (2) | QF 0.064 |
| 3 | 4 | LTU | 216 | SHUKLIN Jevgeny | 40.402 (3) | QF 0.227 |
| 4 | 2 | POL | 237 | GINTER Adam | 40.767 (4) | QS 0.592 |
| 5 | 6 | FRA | 98 | SIMART Thomas | 40.779 (5) | QS 0.604 |
| 6 | 7 | SVK | 339 | HAGARA Lubomír | 41.328 (6) | QS 1.153 |
| 7 | 3 | BUL | 30 | GEORGIEV Deyan | 42.750 (7) | QS 2.575 |
| 8 | 8 | LAT | 202 | EZMALIS Mikelis | 43.528 (8) | ?? 3.353 |

Progression:1/3 TO F, 4/7 AND 8th BEST TIME TO SF, REST OUT

| | | | | | |
|------------------------|-----|-------------------------|-------------------------------|-----|---------------------|
| Chief Official: | NED | MULLER Eily | Chief Finish Official: | ESP | ELVIRA FRANCO María |
| Course Umpire: | ESP | FONTANA ESTEVE Salvador | | | |
| Course Umpire: | LTU | ALEKRINSKIS Aleksandras | | | |

| | | | | | | |
|---------------------------|--------------------|-------|-------------|---------|-----------------|--|
| Weather Conditions | Air Temperature: | 16 °C | Wind Speed: | 4.8 m/s | Wind Direction: | |
| | Water Temperature: | | Conditions: | NONE | | |
| | Humidity: | 99% | | | | |

Note:
Results are subject to change after consideration of the Course Umpire report, Boat and Doping Control results.

Legend:
?? Not Clear m/s Metres per second °C Degree Celsius QF Qualified for Final
QS Qualified for Semifinal

RESULTS

Race 61

| Rank | Lane | NOC | Bib | Name | 200m | |
|------|------|-----|-----|----------------------|------------|-------------|
| 1 | 5 | ESP | 84 | PORTELA RIVAS Teresa | 40.733 (1) | QF |
| 2 | 6 | GER | 146 | REINHARDT Nicole | 41.311 (2) | QF 0.578 |
| 3 | 7 | POR | 271 | PORTELA Teresa | 41.618 (3) | QF 0.885 |
| 4 | 3 | UKR | 378 | KLINOVA Inna | 42.255 (4) | QS 1.522 |
| 5 | 1 | GBR | 121 | MASON Hayleigh | 42.947 (5) | QS 2.214 |
| 6 | 4 | FIN | 87 | MIKKONEN Jenni | 42.952 (6) | QS 2.219 |
| 7 | 2 | NED | 223 | HAAZE Eef | 43.721 (7) | QS 2.988 |
| 8 | 8 | SWE | 363 | JOHANSSON Karin | 43.890 (8) | ?? 3.157 |
| 9 | 9 | NOR | 233 | QUALE Elisabeth | 44.903 (9) | X 4.170 |

Progression:1/3 TO F, 4/7 AND 8th BEST TIME TO SF, REST OUT

| | | | | | |
|------------------------|-----|---------------------|-------------------------------|-----|---------------------|
| Chief Official: | NED | MULLER Elly | Chief Finish Official: | ESP | ELVIRA FRANCO María |
| Course Umpire: | BEL | DETHISE Jean Claude | | | |
| Course Umpire: | SVK | KUNC Lubos | | | |

| | | | | | | |
|---------------------------|--------------------|-------|-------------|---------|-----------------|---|
| Weather Conditions | Air Temperature: | 16 °C | Wind Speed: | 4.8 m/s | Wind Direction: |  |
| | Water Temperature: | | Conditions: | NONE | | |
| | Humidity: | 99% | | | | |

Note:
Results are subject to change after consideration of the Course Umpire report, Boat and Doping Control results.

Legend:
 ?? Not Clear m/s Metres per second °C Degree Celsius QF Qualified for Final
 QS Qualified for Semifinal X Eliminated


RESULTS

Race 62

| Rank | Lane | NOC | Bib | Name | 200m | |
|------|------|-----|-----|------------------------|------------|-------------|
| 1 | 5 | HUN | 176 | JANICS Natasa | 40.415 (1) | QF |
| 2 | 2 | POL | 260 | WALCZYKIEWICZ Marta | 41.091 (2) | QF 0.676 |
| 3 | 4 | SLO | 324 | PONOMARENKO Spela | 41.286 (3) | QF 0.871 |
| 4 | 6 | RUS | 316 | LOBOVA Natalia | 41.462 (4) | QS 1.047 |
| 5 | 1 | DEN | 56 | ENGEL HANSEN Henriette | 42.597 (5) | QS 2.182 |
| 6 | 9 | SVK | 349 | KMETOVÁ Ivana | 42.776 (6) | QS 2.361 |
| 7 | 3 | CZE | 46 | BLAHOVA Jana | 42.949 (7) | QS 2.534 |
| 8 | 7 | ITA | 199 | MURABITO Norma | 43.226 (8) | ?? 2.811 |
| 9 | 8 | BUL | 32 | NEDEVA Daniela | 45.796 (9) | X 5.381 |

Progression: 1/3 TO F, 4/7 AND 8th BEST TIME TO SF, REST OUT

| | | | | | |
|------------------------|-----|-------------------------|-------------------------------|-----|---------------------|
| Chief Official: | NED | MULLER Eily | Chief Finish Official: | ESP | ELVIRA FRANCO María |
| Course Umpire: | ESP | FONTANA ESTEVE Salvador | | | |
| Course Umpire: | LTU | ALEKRINSKIS Aleksandras | | | |

| | | | | | | |
|---------------------------|--------------------|-------|-------------|---------|-----------------|---|
| Weather Conditions | Air Temperature: | 16 °C | Wind Speed: | 4.8 m/s | Wind Direction: |  |
| | Water Temperature: | | Conditions: | NONE | | |
| | Humidity: | 99% | | | | |

Note:
 Results are subject to change after consideration of the Course Umpire report, Boat and Doping Control results.

Legend:
 ?? Not Clear m/s Metres per second °C Degree Celsius QF Qualified for Final
 QS Qualified for Semifinal X Eliminated

RESULTS

Race 63

| Rank | Lane | NOC | Bib | Name | 200m | |
|------|------|-----|------------|--|---------------------|----|
| 1 | 5 | ESP | 61 70 | CRAVIOTTO RIVERO Saul PEREZ RIAL Carlos | 32.343 (1) | QF |
| 2 | 6 | RUS | 296 302 | MOLOCHKOV Maxim POSTRIGAY Yuri | 32.489 (2) 0.146 | QS |
| 3 | 4 | LAT | 204 205 | RUMJANCEVS Aleksejs STRAUME Kristis | 32.720 (3) 0.377 | QS |
| 4 | 2 | DEN | 52 53 | NIELSEN Casper NIELSEN Lasse | 32.768 (4) 0.425 | QS |
| 5 | 8 | FRA | 95 96 | HYBOIS Arnaud JOUVE Sébastien | 33.092 (5) 0.749 | QS |
| 6 | 3 | ITA | 188 190 | JAZBEC Jaka PRAFLORIANI Mauro | 33.564 (6) 1.221 | QS |
| 7 | 7 | LTU | 209 215 | BALCIUNAS Egidijus PTASNYKAS Rytis | 35.303 (7) 2.960 | QS |

Progression: 1ST TO FINAL A, 2/7 TO SEMI-FINAL, REST OUT

| | | | | | |
|------------------------|-----|---------------------|-------------------------------|-----|---------------------|
| Chief Official: | NED | MULLER Eilly | Chief Finish Official: | ESP | ELVIRA FRANCO Maria |
| Course Umpire: | BEL | DETHISE Jean Claude | | | |
| Course Umpire: | SVK | KUNC Lubos | | | |

| | | | | | | |
|---------------------------|--------------------|-------|-------------|---------|-----------------|---|
| Weather Conditions | Air Temperature: | 16 °C | Wind Speed: | 4.8 m/s | Wind Direction: |  |
| | Water Temperature: | | Conditions: | NONE | | |
| | Humidity: | 99% | | | | |

Note:
Results are subject to change after consideration of the Course Umpire report, Boat and Doping Control results.

Legend:
m/s Metres per second °C Degree Celsius QF Qualified for Final QS Qualified for Semifinal


RESULTS

Race 64

| Rank | Lane | NOC | Bib | Name | 200m | |
|------|------|-----|------------|--------------------------------------|---------------------|----|
| 1 | 3 | GBR | 108 113 | HEATH Liam SCHOFIELD Jonathon | 32.309 (1) | QF |
| 2 | 5 | BLR | 19 20 | MAKHNEU Vadzim PIATRUSHENKA Raman | 32.459 (2) 0.150 | QS |
| 3 | 4 | HUN | 154 155 | BEÉ István DOMBI Rudolf | 33.056 (3) 0.747 | QS |
| 4 | 6 | GER | 127 137 | EMS Jonas SCHUST Sören | 33.413 (4) 1.104 | QS |
| 5 | 7 | SWE | 358 359 | SVENSSON Anders SVENSSON Erik | 33.859 (5) 1.550 | QS |
| 6 | 2 | CZE | 38 42 | HAVEL Daniel SOUCEK Jan | 34.739 (6) 2.430 | QS |
| 7 | 8 | LUX | 217 218 | SEIDEL Christian SEIDEL Marc | 36.569 (7) 4.260 | QS |

Progression: 1ST TO FINAL A, 2/7 TO SEMI-FINAL, REST OUT

| | | | | | |
|------------------------|-----|-------------------------|-------------------------------|-----|---------------------|
| Chief Official: | NED | MULLER Elly | Chief Finish Official: | ESP | ELVIRA FRANCO María |
| Course Umpire: | ESP | FONTANA ESTEVÉ Salvador | | | |
| Course Umpire: | LTU | ALEKRINSKIS Aleksandras | | | |

| | | | | | | |
|---------------------------|--------------------|-------|-------------|---------|-----------------|---|
| Weather Conditions | Air Temperature: | 16 °C | Wind Speed: | 4.8 m/s | Wind Direction: |  |
| | Water Temperature: | | Conditions: | NONE | | |
| | Humidity: | 99% | | | | |

Note:
 Results are subject to change after consideration of the Course Umpire report, Boat and Doping Control results.

Legend:
 m/s Metres per second °C Degree Celsius QF Qualified for Final QS Qualified for Semifinal

RESULTS

Race 65

| Rank | Lane | NOC | Bib | Name | 200m |
|------|------|-----|-----|-------------------|---------------|
| 1 | 6 | SRB | 325 | DRAGAN Zoric | 33.300 (1) QF |
| | | | 327 | OGNJEN Filipovic | |
| 2 | 5 | UKR | 372 | KREMER Mykola | 33.429 (2) QS |
| | | | 373 | SERVULYA Sergiy | 0.129 |
| 3 | 8 | POL | 235 | AMBROZIAK Denis | 33.773 (3) QS |
| | | | 246 | PUTTO Dawid | 0.473 |
| 4 | 4 | POR | 263 | CORREIA Leonel | 33.859 (4) QS |
| | | | 264 | DUARTE Filipe | 0.559 |
| 5 | 2 | CYP | 36 | MAREK Stanislav | 37.485 (5) QS |
| | | | 37 | PAVLOVIC Djordje | 4.185 |
| 6 | 7 | CRO | 33 | IVIC Mario | 42.819 (6) QS |
| | | | 34 | LIPOVAC Marko | 9.519 |
| 3 | | NED | 220 | KOENDERS Robin | DNS |
| | | | 221 | VAN DEN BERG Ruud | |

Progression: 1ST TO FINAL A, 2/7 TO SEMI-FINAL, REST OUT

| | | | | | |
|------------------------|-----|---------------------|-------------------------------|-----|---------------------|
| Chief Official: | NED | MULLER Elly | Chief Finish Official: | ESP | ELVIRA FRANCO Maria |
| Course Umpire: | BEL | DETHISE Jean Claude | | | |
| Course Umpire: | SVK | KUNC Lubos | | | |

| | | | | | | |
|---------------------------|--------------------|-------|-------------|---------|-----------------|--|
| Weather Conditions | Air Temperature: | 16 °C | Wind Speed: | 4.8 m/s | Wind Direction: | |
| | Water Temperature: | | Conditions: | NONE | | |
| | Humidity: | 99% | | | | |

Note:
Results are subject to change after consideration of the Course Umpire report, Boat and Doping Control results.

Legend:
 DNS Did not start m/s Metres per second °C Degree Celsius QF Qualified for Final
 QS Qualified for Semifinal

RESULTS

Race 66

| Rank | Lane | NOC | Bib | Name | 200m | |
|------|------|-----|------------|---|---------------------|----|
| 1 | 5 | LTU | 210 211 | GADEIKIS Tomas LABUCKAS Raimundas | 36.832 (1) | QF |
| 2 | 6 | BLR | 21 25 | RABCHANKA Dzmitry VAUCHETSKI Aliaksandr | 37.519 (2) 0.687 | QF |
| 3 | 4 | HUN | 161 173 | KOVÁCS Gergely VÉGH Attila | 38.196 (3) 1.364 | QF |
| 4 | 3 | ESP | 62 66 | DOMINGUEZ OTERO Jacobo MAQUIEIRA PIÑEIRO David | 38.634 (4) 1.802 | QS |
| 5 | 2 | UKR | 369 376 | KAMERYLOV Denys VERHELES Vitaliy | 38.786 (5) 1.954 | QS |
| 6 | 7 | CZE | 40 41 | KORANDA Lukas MISKOVSKY Radek | 41.003 (6) 4.171 | QS |

Progression: 1/3 TO F, 4/7 AND 8th BEST TIME TO SF, REST OUT

| | | | | | |
|------------------------|-----|-------------------------|-------------------------------|-----|---------------------|
| Chief Official: | NED | MULLER Eilly | Chief Finish Official: | ESP | ELVIRA FRANCO Maria |
| Course Umpire: | ESP | FONTANA ESTEVE Salvador | | | |
| Course Umpire: | LTU | ALEKRINSKIS Aleksandras | | | |

| | | | | | | |
|---------------------------|--------------------|-------|-------------|---------|-----------------|--|
| Weather Conditions | Air Temperature: | 16 °C | Wind Speed: | 4.8 m/s | Wind Direction: | |
| | Water Temperature: | | Conditions: | NONE | | |
| | Humidity: | 99% | | | | |

Note:
Results are subject to change after consideration of the Course Umpire report, Boat and Doping Control results.

Legend:
m/s Metres per second °C Degree Celsius QF Qualified for Final QS Qualified for Semifinal

RESULTS

Race 67

| Rank | Lane | NOC | Bib | Name | 200m |
|------|------|-----|------------|---|------------------------|
| 1 | 5 | RUS | 291 306 | IGNATOV Evgeny SHTYL Ivan | 36.566 (1) QF |
| 2 | 6 | POL | 236 250 | BARASZKIEWICZ Pawel SKOWRONSKI Pawel | 36.951 (2) QF 0.385 |
| 3 | 7 | AZE | 6 8 | BEZUGLIY Sergiy PROKOPENKO Maksim | 37.586 (3) QF 1.020 |
| 4 | 3 | ROU | 277 279 | DUMITRESCU Lazar Silviu MIHALACHI Victor | 37.933 (4) QS 1.367 |
| 5 | 4 | GER | 136 139 | REBSTOCK Erik WEND Chris | 39.962 (5) QS 3.396 |

Progression: 1/3 TO F, 4/7 AND 8th BEST TIME TO SF, REST OUT

| | | | | | |
|------------------------|-----|---------------------|-------------------------------|-----|---------------------|
| Chief Official: | NED | MULLER Eddy | Chief Finish Official: | ESP | ELVIRA FRANCO Maria |
| Course Umpire: | BEL | DETHISE Jean Claude | | | |
| Course Umpire: | SVK | KUNC Lubos | | | |

| | | | | | | |
|---------------------------|--------------------|-------|-------------|---------|-----------------|--|
| Weather Conditions | Air Temperature: | 16 °C | Wind Speed: | 4.8 m/s | Wind Direction: | |
| | Water Temperature: | | Conditions: | NONE | | |
| | Humidity: | 99% | | | | |

Note:
Results are subject to change after consideration of the Course Umpire report, Boat and Doping Control results.

Legend:
 m/s Metres per second °C Degree Celsius QF Qualified for Final QS Qualified for Semifinal

RESULTS

Race 68

| Rank | Lane | NOC | Bib | Name | 200m | |
|------|------|-----|-----|----------------------|------------|----|
| 1 | 5 | GER | 143 | FISCHER Fanny | 38.157 (1) | QF |
| | | | 145 | LEONHARDT Carolin | | |
| 2 | 3 | POR | 270 | GOMES Beatriz | 38.205 (2) | QF |
| | | | 272 | RODRIGUES Helena | 0.048 | |
| 3 | 6 | GBR | 122 | SAWERS Louisa | 38.898 (3) | QF |
| | | | 123 | WALKER Jessica | 0.741 | |
| 4 | 4 | ESP | 80 | GARCIA SUAREZ Maria | 39.028 (4) | QS |
| | | | 82 | MOLANES COSTA Sonia | 0.871 | |
| 5 | 9 | ITA | 195 | CAMPANA Sofia Magali | 40.055 (5) | QS |
| | | | 200 | PETRACCA Cristina | 1.898 | |
| 6 | 7 | RUS | 310 | EREMINA Daria | 40.140 (6) | QS |
| | | | 315 | LAVROVA Anastasia | 1.983 | |
| 7 | 2 | NED | 224 | ROOS Femke | 40.162 (7) | QS |
| | | | 225 | VAN EERDE Rowdy | 2.005 | |
| 8 | 1 | GRE | 152 | ALEXOPOULOU Athina | 40.219 (8) | ?? |
| | | | 153 | BARDAKLI Alexandra | 2.062 | |
| 9 | 8 | ROU | 286 | MICUTARI Sanziana | 41.457 (9) | X |
| | | | 288 | SCHIPOR Ionela | 3.300 | |

Progression:1/3 TO F, 4/7 AND 8th BEST TIME TO SF, REST OUT

| | | | | | |
|------------------------|-----|-------------------------|-------------------------------|-----|---------------------|
| Chief Official: | NED | MULLER Eilly | Chief Finish Official: | ESP | ELVIRA FRANCO Maria |
| Course Umpire: | ESP | FONTANA ESTEVE Salvador | | | |
| Course Umpire: | LTU | ALEKRINSKIS Aleksandras | | | |

| | | | | | | |
|---------------------------|--------------------|-------|-------------|---------|-----------------|--|
| Weather Conditions | Air Temperature: | 16 °C | Wind Speed: | 4.8 m/s | Wind Direction: | |
| | Water Temperature: | | Conditions: | NONE | | |
| | Humidity: | 99% | | | | |

Note:
Results are subject to change after consideration of the Course Umpire report, Boat and Doping Control results.

Legend:
?? Not Clear m/s Metres per second °C Degree Celsius QF Qualified for Final
QS Qualified for Semifinal X Eliminated

RESULTS

Race 69

| Rank | Lane | NOC | Bib | Name | 200m | |
|------|------|-----|-----|---------------------|------------|----|
| 1 | 5 | HUN | 176 | JANICS Natasa | 37.961 (1) | QF |
| | | | 177 | KOVÁCS Katalin | | |
| 2 | 3 | POL | 258 | NAJA Karolina | 38.432 (2) | QF |
| | | | 262 | WOJNAROWSKA Ewelina | 0.471 | |
| 3 | 1 | BLR | 391 | FEDAROVICH Tatsiana | 38.452 (3) | QF |
| | | | 27 | PALTARAN Maryna | 0.491 | |
| 4 | 8 | SRB | 333 | MOLDOVAN Nikolina | 38.636 (4) | QS |
| | | | 334 | MOLDOVAN Olivera | 0.675 | |
| 5 | 4 | SVK | 349 | KMETOVÁ Ivana | 38.760 (5) | QS |
| | | | 350 | KOHLOVÁ Martina | 0.799 | |
| 6 | 6 | AUT | 4 | SCHURING Yvonne | 38.860 (6) | QS |
| | | | 5 | SCHWARZ Viktoria | 0.899 | |
| 7 | 7 | UKR | 382 | PAVLIK Olga | 40.417 (7) | QS |
| | | | 383 | VASYLEVSKA Mariya | 2.456 | |
| 8 | 2 | SWE | 361 | ANDERSSON Annika | 41.417 (8) | ?? |
| | | | 366 | ROGER Anna | 3.456 | |

Progression:1/3 TO F, 4/7 AND 8th BEST TIME TO SF, REST OUT

| | | | | | |
|------------------------|-----|---------------------|-------------------------------|-----|---------------------|
| Chief Official: | NED | MULLER Eilly | Chief Finish Official: | ESP | ELVIRA FRANCO María |
| Course Umpire: | BEL | DETHISE Jean Claude | | | |
| Course Umpire: | SVK | KUNC Lubos | | | |

| | | | | | | |
|---------------------------|--------------------|-------|-------------|---------|-----------------|--|
| Weather Conditions | Air Temperature: | 16 °C | Wind Speed: | 4.8 m/s | Wind Direction: | |
| | Water Temperature: | | Conditions: | NONE | | |
| | Humidity: | 99% | | | | |

Note:
Results are subject to change after consideration of the Course Umpire report, Boat and Doping Control results.

Legend:
?? Not Clear m/s Metres per second °C Degree Celsius QF Qualified for Final
QS Qualified for Semifinal

RESULTS

Race 70

| Rank | Lane | NOC | Bib | Name | 200m | |
|------|------|-----|-----|-----------------------|------------|-------------|
| 1 | 4 | HUN | 165 | MOLNÁR Péter | 35.712 (1) | QF |
| 2 | 2 | SWE | 360 | Öström Petter | 35.780 (2) | QF 0.068 |
| 3 | 6 | POL | 249 | SIEMIONOWSKI Piotr | 36.050 (3) | QF 0.338 |
| 4 | 5 | ESP | 57 | ANDRES IGLESIAS Pablo | 36.170 (4) | QF 0.458 |
| 5 | 9 | POR | 267 | RIBEIRO João | 36.319 (5) | QF 0.607 |
| 6 | 8 | CZE | 44 | SVAB Filip | 36.649 (6) | QF 0.937 |
| 7 | 3 | SLO | 322 | ZNIDARCIC Nejc | 36.670 (7) | QF 0.958 |
| 8 | 7 | BEL | 9 | CAUWENBERGH Olivier | 38.075 (8) | ?? 2.363 |
| 9 | 1 | CYP | 35 | DIAMANTIS Anderas | 38.459 (9) | X 2.747 |

Progression: 1/3 TO FINAL A, 4/7 + 8th BT TO FINAL B, REST OUT

| | | | | | |
|------------------------|-----|--------------------|-------------------------------|-----|---------------------|
| Chief Official: | NED | MULLER Elly | Chief Finish Official: | ESP | ELVIRA FRANCO María |
| Course Umpire: | ESP | LLEVOT María Jesús | | | |
| Course Umpire: | ROU | TOTH Gheorghe | | | |

| | | | | | | |
|---------------------------|--------------------|-------|-------------|---------|-----------------|--|
| Weather Conditions | Air Temperature: | 16 °C | Wind Speed: | 4.8 m/s | Wind Direction: | |
| | Water Temperature: | | Conditions: | NONE | | |
| | Humidity: | 99% | | | | |

Note:
Results are subject to change after consideration of the Course Umpire report, Boat and Doping Control results.

Legend:
?? Not Clear m/s Metres per second °C Degree Celsius QF Qualified for Final
X Eliminated

RESULTS

Race 71

| Rank | Lane | NOC | Bib | Name | 200m | |
|------|------|-----|-----|-------------------|------------|-------------|
| 1 | 5 | GER | 135 | RAUHE Ronald | 35.968 (1) | QF |
| 2 | 3 | BLR | 23 | TURCHYN Dziamyan | 36.079 (2) | QF 0.111 |
| 3 | 4 | ITA | 194 | ZERIAL Michele | 36.260 (3) | QF 0.292 |
| 4 | 8 | FRA | 90 | BEAUMONT Maxime | 36.534 (4) | QF 0.566 |
| 5 | 2 | ISR | 182 | LUFAN Barak | 36.628 (5) | QF 0.660 |
| 6 | 6 | FIN | 86 | LATVAMÄKI Kimmo | 36.830 (6) | QF 0.862 |
| 7 | 7 | UKR | 370 | KHARRYTONOV Oleg | 37.316 (7) | QF 1.348 |
| 8 | 9 | LAT | 206 | UPITIS Martins | 37.413 (8) | ?? 1.445 |
| 9 | 1 | NED | 221 | VAN DEN BERG Ruud | 38.121 (9) | X 2.153 |

Progression: 1/3 TO FINAL A, 4/7 + 8th BT TO FINAL B, REST OUT

| | | | | | |
|------------------------|-----|-------------------------|-------------------------------|-----|---------------------|
| Chief Official: | NED | MULLER Elly | Chief Finish Official: | ESP | ELVIRA FRANCO Maria |
| Course Umpire: | ESP | FONTANA ESTEVE Salvador | | | |
| Course Umpire: | LTU | ALEKRINSKIS Aleksandras | | | |

| | | | | | | |
|---------------------------|--------------------|-------|-------------|---------|-----------------|--|
| Weather Conditions | Air Temperature: | 16 °C | Wind Speed: | 4.8 m/s | Wind Direction: | |
| | Water Temperature: | | Conditions: | NONE | | |
| | Humidity: | 99% | | | | |

Note:
 Results are subject to change after consideration of the Course Umpire report, Boat and Doping Control results.

Legend:
 ?? Not Clear m/s Metres per second °C Degree Celsius QF Qualified for Final
 X Eliminated


RESULTS

Race 72

| Rank | Lane | NOC | Bib | Name | 200m | |
|------|------|-----|-----|------------------------|---------------------|----|
| 1 | 3 | FRA | 98 | SIMART Thomas | 40.873 (1) | QF |
| 2 | 4 | POL | 237 | GINTER Adam | 41.228 (2) 0.355 | QF |
| 3 | 7 | SVK | 339 | HAGARA Lubomir | 41.469 (3) 0.596 | QF |
| 4 | 5 | ESP | 69 | OLIVEIRA VAZQUEZ Andre | 41.536 (4) 0.663 | X |
| 5 | 6 | GBR | 109 | JEFFRIES Richard | 42.655 (5) 1.782 | X |
| 6 | 8 | ROU | 275 | BOGDAN Nicolae | 42.776 (6) 1.903 | X |
| 7 | 2 | GRE | 150 | KILIGKARIDIS Andreas | 43.020 (7) 2.147 | X |
| 8 | 1 | BUL | 30 | GEORGIEV Deyan | 43.053 (8) 2.180 | X |
| 9 | 9 | LAT | 202 | EZMALIS Mikelis | 43.260 (9) 2.387 | X |

Progression:1/3 TO FINAL, REST OUT

| | | | | | |
|------------------------|-----|--------------------|-------------------------------|-----|---------------------|
| Chief Official: | NED | MULLER Eily | Chief Finish Official: | ESP | ELVIRA FRANCO Maria |
| Course Umpire: | ESP | LLEVOT Maria Jesús | | | |
| Course Umpire: | ROU | TOTH Gheorghe | | | |

| | | | | | | |
|---------------------------|--------------------|-------|-------------|---------|-----------------|---|
| Weather Conditions | Air Temperature: | 16 °C | Wind Speed: | 4.8 m/s | Wind Direction: |  |
| | Water Temperature: | | Conditions: | NONE | | |
| | Humidity: | 99% | | | | |

Note:
Results are subject to change after consideration of the Course Umpire report, Boat and Doping Control results.

Legend:
m/s Metres per second °C Degree Celsius QF Qualified for Final X Eliminated

RESULTS

Race 73

| Rank | Lane | NOC | Bib | Name | 200m | |
|------|------|-----|-----|------------------------|------------|-------------|
| 1 | 4 | RUS | 316 | LOBOVA Natalia | 41.867 (1) | QF |
| 2 | 5 | UKR | 378 | KLINOVA Inna | 42.252 (2) | QF 0.385 |
| 3 | 2 | FIN | 87 | MIKKONEN Jenni | 42.392 (3) | QF 0.525 |
| 4 | 7 | SVK | 349 | KMETOVÁ Ivana | 42.400 (4) | X 0.533 |
| 5 | 3 | DEN | 56 | ENGEL HANSEN Henriette | 42.417 (5) | X 0.550 |
| 6 | 1 | CZE | 46 | BLAHOVA Jana | 42.842 (6) | X 0.975 |
| 7 | 9 | ITA | 199 | MURABITO Norma | 43.508 (7) | X 1.641 |
| 8 | 6 | GBR | 121 | MASON Hayleigh | 43.618 (8) | X 1.751 |
| 9 | 8 | NED | 223 | HAAZE Eef | 44.752 (9) | X 2.885 |

Progression: 1/3 TO FINAL, REST OUT

| | | | | | |
|------------------------|-----|-------------------------|-------------------------------|-----|---------------------|
| Chief Official: | NED | MULLER Eilly | Chief Finish Official: | ESP | ELVIRA FRANCO María |
| Course Umpire: | ESP | FONTANA ESTEVE Salvador | | | |
| Course Umpire: | LTU | ALEKRINSKIS Aleksandras | | | |

| | | | | | | |
|---------------------------|--------------------|-------|-------------|---------|-----------------|---|
| Weather Conditions | Air Temperature: | 16 °C | Wind Speed: | 4.8 m/s | Wind Direction: |  |
| | Water Temperature: | | Conditions: | NONE | | |
| | Humidity: | 99% | | | | |

Note:
Results are subject to change after consideration of the Course Umpire report, Boat and Doping Control results.

Legend:
m/s Metres per second °C Degree Celsius QF Qualified for Final X Eliminated


RESULTS

Race 74

| Rank | Lane | NOC | Bib | Name | 200m | |
|------|------|-----|------------|--|---------------------|----|
| 1 | 6 | LAT | 204 205 | RUMJANCEVS Aleksejs STRAUME Kristis | 32.877 (1) | QF |
| 2 | 2 | FRA | 95 96 | HYBOIS Arnaud JOUVE Sébastien | 32.970 (2) 0.093 | QF |
| 3 | 4 | HUN | 154 155 | BEÉ István DOMBI Rudolf | 33.132 (3) 0.255 | QF |
| 4 | 7 | GER | 127 137 | EMS Jonas SCHUST Sören | 33.658 (4) 0.781 | QF |
| 5 | 9 | ITA | 188 190 | JAZBEC Jaka PRAFLORIANI Mauro | 33.771 (5) 0.894 | QF |
| 6 | 5 | UKR | 372 373 | KREMER Mykola SERVULYA Sergiy | 33.947 (6) 1.070 | QF |
| 7 | 3 | POR | 263 264 | CORREIA Leonel DUARTE Filipe | 34.360 (7) 1.483 | QF |
| 8 | 8 | CZE | 38 42 | HAVEL Daniel SOUCEK Jan | 40.547 (8) 7.670 | ?? |

Progression: 1/3 TO FINAL A, 4/7 + 8th BT TO FINAL B, REST OUT

| | | | | | |
|------------------------|-----|--------------------|-------------------------------|-----|---------------------|
| Chief Official: | NED | MULLER Eddy | Chief Finish Official: | ESP | ELVIRA FRANCO María |
| Course Umpire: | ESP | LLEVOT María Jesús | | | |
| Course Umpire: | RDU | TOTH Gheorghe | | | |

| | | | | | | |
|---------------------------|--------------------|-------|-------------|---------|-----------------|---|
| Weather Conditions | Air Temperature: | 16 °C | Wind Speed: | 4.8 m/s | Wind Direction: |  |
| | Water Temperature: | | Conditions: | NONE | | |
| | Humidity: | 99% | | | | |

Note:
Results are subject to change after consideration of the Course Umpire report, Boat and Doping Control results.

Legend:
?? Not Clear m/s Metres per second °C Degree Celsius QF Qualified for Final

RESULTS

Race 75

| Rank | Lane | NOC | Bib | Name | 200m | |
|------|------|-----|------------|---------------------------------------|---------------------|----|
| 1 | 5 | RUS | 296 302 | MOLOCHKOV Maxim POSTRIGAY Yuri | 32.676 (1) | QF |
| 2 | 3 | DEN | 52 53 | NIELSEN Casper NIELSEN Lasse | 32.878 (2) 0.202 | QF |
| 3 | 4 | BLR | 19 20 | MAKHNEU Vadzim PIATRUSHENKA Raman | 32.922 (3) 0.246 | QF |
| 4 | 9 | LTU | 209 215 | BALCIUNAS Egidijus PTASNYKAS Rytis | 33.725 (4) 1.049 | QF |
| 5 | 7 | SWE | 358 359 | SVENSSON Anders SVENSSON Erik | 33.743 (5) 1.067 | QF |
| 6 | 6 | POL | 235 246 | AMBROZIAK Denis PUTTO Dawid | 33.903 (6) 1.227 | QF |
| 7 | 8 | CRO | 33 34 | IVIC Mario LIPOVAC Marko | 35.610 (7) 2.934 | QF |
| 8 | 1 | LUX | 217 218 | SEIDEL Christian SEIDEL Marc | 35.873 (8) 3.197 | ?? |
| 9 | 2 | CYP | 36 37 | MAREK Stanislav PAVLOVIC Djordje | 36.991 (9) 4.315 | X |

Progression: 1/3 TO FINAL A, 4/7 + 8th BT TO FINAL B, REST OUT

| | | | | | |
|------------------------|-----|-------------------------|-------------------------------|-----|---------------------|
| Chief Official: | NED | MULLER Eily | Chief Finish Official: | ESP | ELVIRA FRANCO María |
| Course Umpire: | ESP | FONTANA ESTEVE Salvador | | | |
| Course Umpire: | LTU | ALEKRINSKIS Aleksandras | | | |

| | | | | | | |
|---------------------------|--------------------|-------|-------------|---------|-----------------|--|
| Weather Conditions | Air Temperature: | 16 °C | Wind Speed: | 4.8 m/s | Wind Direction: | |
| | Water Temperature: | | Conditions: | NONE | | |
| | Humidity: | 99% | | | | |

Note:
 Results are subject to change after consideration of the Course Umpire report, Boat and Doping Control results.

Legend:
 ?? Not Clear m/s Metres per second °C Degree Celsius QF Qualified for Final
 X Eliminated

RESULTS

Race 76

| Rank | Lane | NOC | Bib | Name | 200m | |
|------|------|-----|------------|---|---------------------|----|
| 1 | 4 | ROU | 277 279 | DUMITRESCU Lazar Silviu MIHALACHI Victor | 37.990 (1) | QF |
| 2 | 5 | ESP | 62 66 | DOMINGUEZ OTERO Jacobo MAQUIEIRA PIÑEIRO David | 38.374 (2) 0.384 | QF |
| 3 | 6 | UKR | 369 376 | KAMERYLOV Denys VERHELES Vitaliy | 39.130 (3) 1.140 | QF |
| 4 | 3 | GER | 136 139 | REBSTOCK Erik WEND Chris | 40.021 (4) 2.031 | X |
| 5 | 2 | CZE | 40 41 | KORANDA Lukas MISKOVSKY Radek | 40.254 (5) 2.264 | X |

Progression: 1/3 TO FINAL, REST OUT

| | | | | | |
|------------------------|-----|--------------------|-------------------------------|-----|---------------------|
| Chief Official: | NED | MULLER Eddy | Chief Finish Official: | ESP | ELVIRA FRANCO Maria |
| Course Umpire: | ESP | LLEVOT Maria Jesús | | | |
| Course Umpire: | ROU | TOTH Gheorghe | | | |

| | | | | | | |
|---------------------------|--------------------|-------|-------------|---------|-----------------|--|
| Weather Conditions | Air Temperature: | 16 °C | Wind Speed: | 4.8 m/s | Wind Direction: | |
| | Water Temperature: | | Conditions: | NONE | | |
| | Humidity: | 99% | | | | |

Note:
Results are subject to change after consideration of the Course Umpire report, Boat and Doping Control results.

Legend:
m/s Metres per second °C Degree Celsius QF Qualified for Final X Eliminated


RESULTS

Race 77

| Rank | Lane | NOC | Bib | Name | 200m | |
|------|------|-----|-----|----------------------|------------|----|
| 1 | 4 | SRB | 333 | MOLDOVAN Nikolina | 38.113 (1) | QF |
| | | | 334 | MOLDOVAN Olivera | | |
| 2 | 7 | AUT | 4 | SCHURING Yvonne | 38.483 (2) | QF |
| | | | 5 | SCHWARZ Viktoria | 0.370 | |
| 3 | 3 | SVK | 349 | KMETOVÁ Ivana | 38.485 (3) | QF |
| | | | 350 | KOHLVÁ Martina | 0.372 | |
| 4 | 5 | ESP | 80 | GARCIA SUAREZ Maria | 38.986 (4) | X |
| | | | 82 | MOLANES COSTA Sonia | 0.873 | |
| 5 | 2 | RUS | 310 | EREMINA Daria | 39.435 (5) | X |
| | | | 315 | LAVROVA Anastasia | 1.322 | |
| 6 | 8 | NED | 224 | ROOS Femke | 39.950 (6) | X |
| | | | 225 | VAN EERDE Rowdy | 1.837 | |
| 7 | 1 | UKR | 382 | PAVLIK Olga | 40.062 (7) | X |
| | | | 383 | VASYLEVSKA Mariya | 1.949 | |
| 8 | 9 | GRE | 152 | ALEXOPOULOU Athina | 40.362 (8) | X |
| | | | 153 | BARDAKLI Alexandra | 2.249 | |
| 9 | 6 | ITA | 195 | CAMPANA Sofia Magali | 40.368 (9) | X |
| | | | 200 | PETRACCA Cristina | 2.255 | |

Progression:1/3 TO FINAL, REST OUT

| | | | | | |
|------------------------|-----|-------------------------|-------------------------------|-----|---------------------|
| Chief Official: | NED | MULLER Ely | Chief Finish Official: | ESP | ELVIRA FRANCO Maria |
| Course Umpire: | ESP | FONTANA ESTEVE Salvador | | | |
| Course Umpire: | LTU | ALEKRINSKIS Aleksandras | | | |

| | | | | | | |
|---------------------------|--------------------|-------|-------------|---------|-----------------|---|
| Weather Conditions | Air Temperature: | 16 °C | Wind Speed: | 4.8 m/s | Wind Direction: |  |
| | Water Temperature: | | Conditions: | NONE | | |
| | Humidity: | 99% | | | | |

Note:

Results are subject to change after consideration of the Course Umpire report, Boat and Doping Control results.

Legend:


m/s Metres per second °C Degree Celsius QF Qualified for Final X Eliminated

RESULTS

Race 78

| Rank | Lane | NOC | Bib | Name | 200m |
|------|------|------|-----|---------------------------|------------------------|
| 1 | 7 | ROU | 390 | SERBAN IULIAN (LTA) | 43.776 (1) |
| 2 | 2 | AUT | 385 | SWOBODA Mendy Markus (TA) | 44.316 (2) 0.540 |
| 3 | 4 | ESP2 | 387 | GARCIA JONAS (LTA) | 50.504 (3) 6.728 |
| 4 | 5 | ESP3 | 388 | MAS SERGIO (TA) | 51.768 (4) 7.992 |
| 5 | 3 | ESP1 | 386 | DE DIEGO ANTONIO (A) | 1:05.688 (5) 21.912 |

| | | | | | |
|------------------------|-----|-----------------|-------------------------------|-----|---------------------|
| Chief Official: | NED | MÜLLER Elly | Course Umpire: | ESP | LLEVOT Jesús |
| Starter: | BLR | SHABLYKA Sergey | Chief Finish Official: | ESP | ELVIRA FRANCO María |
| Course Umpire: | ROU | TOTH George | | | |

| | | | | | | |
|---------------------------|--------------------|---|-------------|---|-----------------|---|
| Weather Conditions | Air Temperature: | - | Wind Speed: | - | Wind Direction: |  |
| | Water Temperature: | - | Conditions: | - | | |
| | Humidity: | - | | | | |

Note:
Results are subject to change after consideration of the Course Umpire report, Boat and Doping Control results.

Legend:
m/s Metres per second °C Degree Celsius

RESULTS

Race 79

| Rank | Lane | NOC | Bib | Name | 200m | |
|------|------|-----|-----|-----------------------|---------------------|--|
| 1 | 7 | CZE | 44 | SVAB Filip | 36.508 (1) | |
| 2 | 4 | FRA | 90 | BEAUMONT Maxime | 36.560 (2) 0.052 | |
| 3 | 5 | ESP | 57 | ANDRES IGLESIAS Pablo | 36.580 (3) 0.072 | |
| 4 | 3 | POR | 267 | RIBEIRO João | 36.662 (4) 0.154 | |
| 5 | 2 | FIN | 86 | LATVAMÄKI Kimmo | 36.958 (5) 0.450 | |
| 6 | 1 | SLO | 322 | ZNIDARCIC Nejc | 37.069 (6) 0.561 | |
| 7 | 9 | LAT | 206 | UPITIS Martins | 37.073 (7) 0.565 | |
| 8 | 8 | UKR | 370 | KHARRYTONOV Oleg | 37.457 (8) 0.949 | |
| 9 | 6 | ISR | 182 | LUFAN Barak | 37.598 (9) 1.090 | |

| | | | | | |
|------------------------|-----|---------------------|-------------------------------|-----|---------------------|
| Chief Official: | NED | MULLER Eddy | Chief Finish Official: | ESP | ELVIRA FRANCO María |
| Course Umpire: | BEL | DETHISE Jean Claude | | | |
| Course Umpire: | SVK | KUNC Lubos | | | |

| | | | | | | |
|---------------------------|--------------------|---|-------------|---|-----------------|--|
| Weather Conditions | Air Temperature: | - | Wind Speed: | - | Wind Direction: | |
| | Water Temperature: | - | Conditions: | - | | |
| | Humidity: | - | | | | |

Note:
Results are subject to change after consideration of the Course Umpire report, Boat and Doping Control results.

Legend:
m/s Metres per second °C Degree Celsius

RESULTS

Race 80

| Rank | Lane | NOC | Bib | Name | 200m |
|------|------|-----|------------|---------------------------------------|---------------------|
| 1 | 7 | UKR | 372 373 | KREMER Mykola SERVULYA Sergiy | 33.279 (1) |
| 2 | 4 | LTU | 209 215 | BALCIUNAS Egidijus PTASNYKAS Rytis | 33.342 (2) 0.063 |
| 3 | 3 | ITA | 188 190 | JAZBEC Jaka PRAFLORIANI Mauro | 33.484 (3) 0.205 |
| 4 | 2 | POL | 235 246 | AMBROZIAK Denis PUTTO Dawid | 33.693 (4) 0.414 |
| 5 | 1 | POR | 263 264 | CORREIA Leonel DUARTE Filipe | 33.826 (5) 0.547 |
| 6 | 5 | GER | 127 137 | EMS Jonas SCHUST Sören | 33.982 (6) 0.703 |
| 7 | 8 | CRO | 33 34 | IVIC Mario LIPOVAC Marko | 35.328 (7) 2.049 |
| 8 | 9 | LUX | 217 218 | SEIDEL Christian SEIDEL Marc | 35.656 (8) 2.377 |
| | 6 | SWE | 358 359 | SVENSSON Anders SVENSSON Erik | DNS |

| | | | | | |
|------------------------|-----|--------------------|-------------------------------|-----|---------------------|
| Chief Official: | NED | MULLER Elly | Chief Finish Official: | ESP | ELVIRA FRANCO María |
| Course Umpire: | ESP | LLEVOT María Jesús | | | |
| Course Umpire: | ROU | TOTH Gheorghe | | | |

| | | | | | | |
|---------------------------|--------------------|---|-------------|---|-----------------|--|
| Weather Conditions | Air Temperature: | - | Wind Speed: | - | Wind Direction: | |
| | Water Temperature: | - | Conditions: | - | | |
| | Humidity: | - | | | | |

Note:
Results are subject to change after consideration of the Course Umpire report, Boat and Doping Control results.


Legend:
DNS Did not start m/s Metres per second °C Degree Celsius

RESULTS

Race 82

| Rank | Lane | NOC | Bib | Name | 200m |
|------|------|-----|-----|--------------------|---------------------|
| 1 | 4 | GBR | 111 | MCKEEVER Edward | 35.580 (1) |
| 2 | 7 | GER | 135 | RAUHE Ronald | 35.747 (2) 0.167 |
| 3 | 1 | POL | 249 | SIEMIONOWSKI Piotr | 36.127 (3) 0.547 |
| 4 | 2 | BLR | 23 | TURCHYN Dziamyan | 36.242 (4) 0.662 |
| 5 | 8 | SWE | 360 | Öström Petter | 36.260 (5) 0.680 |
| 6 | 6 | RUS | 395 | ZAVOLSKIY Viktor | 36.323 (6) 0.743 |
| 7 | 5 | DEN | 50 | BELIBACH Kasper | 36.398 (7) 0.818 |
| 8 | 3 | HUN | 165 | MOLNÁR Péter | 36.408 (8) 0.828 |
| 9 | 9 | ITA | 194 | ZERIAL Michele | 36.956 (9) 1.376 |

| | | | | | |
|------------------------|-----|--------------------|-------------------------------|-----|---------------------|
| Chief Official: | NED | MULLER Elly | Chief Finish Official: | ESP | ELVIRA FRANCO María |
| Course Umpire: | ESP | LLEVOT María Jesús | | | |
| Course Umpire: | ROU | TOTH Gheorghe | | | |

| | | | | | | |
|---------------------------|--------------------|-------|-------------|---------|-----------------|---|
| Weather Conditions | Air Temperature: | 18 °C | Wind Speed: | 8.0 m/s | Wind Direction: |  |
| | Water Temperature: | | Conditions: | NONE | | |
| | Humidity: | 94% | | | | |

Note:
Results are subject to change after consideration of the Course Umpire report, Boat and Doping Control results.

Legend:
m/s Metres per second °C Degree Celsius

RESULTS

Race 83

| Rank | Lane | NOC | Bib | Name | 200m |
|------|------|-----|-----|---------------------|---------------------|
| 1 | 2 | LTU | 216 | SHUKLIN Jevgeny | 40.031 (1) |
| 2 | 6 | UKR | 392 | CHEBAN Iuri | 40.305 (2) 0.274 |
| 3 | 4 | RUS | 306 | SHTYL Ivan | 40.334 (3) 0.303 |
| 4 | 8 | FRA | 98 | SIMART Thomas | 40.574 (4) 0.543 |
| 5 | 5 | GER | 131 | HOLTZ Stefan | 40.866 (5) 0.835 |
| 6 | 7 | BLR | 24 | VAITSISHKIN Dzmitry | 41.033 (6) 1.002 |
| 7 | 1 | POL | 237 | GINTER Adam | 41.125 (7) 1.094 |
| 8 | 3 | HUN | 161 | KOVÁCS Gergely | 41.138 (8) 1.107 |
| 9 | 9 | SVK | 339 | HAGARA Lubomír | 41.563 (9) 1.532 |

| | | | | | |
|------------------------|-----|---------------------|-------------------------------|-----|---------------------|
| Chief Official: | NED | MULLER Elly | Chief Finish Official: | ESP | ELVIRA FRANCO María |
| Course Umpire: | BEL | DETHISE Jean Claude | | | |
| Course Umpire: | SVK | KUNC Lubos | | | |

| | | | | | | |
|---------------------------|--------------------|-------|-------------|---------|-----------------|---|
| Weather Conditions | Air Temperature: | 18 °C | Wind Speed: | 8.0 m/s | Wind Direction: |  |
| | Water Temperature: | | Conditions: | NONE | | |
| | Humidity: | 94% | | | | |

Note:
Results are subject to change after consideration of the Course Umpire report, Boat and Doping Control results.

Legend:
m/s Metres per second °C Degree Celsius

RESULTS

Race 84

| Rank | Lane | NOC | Bib | Name | 200m |
|------|------|-----|-----|----------------------|---------------------|
| 1 | 4 | HUN | 176 | JANICS Natasa | 40.405 (1) |
| 2 | 6 | POL | 260 | WALCZYKIEWICZ Marta | 40.505 (2) 0.100 |
| 3 | 5 | ESP | 84 | PORTELA RIVAS Teresa | 40.591 (3) 0.186 |
| 4 | 8 | RUS | 316 | LOBOVA Natalia | 40.924 (4) 0.519 |
| 5 | 3 | GER | 146 | REINHARDT Nicole | 41.159 (5) 0.754 |
| 6 | 2 | SLO | 324 | PONOMARENKO Spela | 41.349 (6) 0.944 |
| 7 | 7 | POR | 271 | PORTELA Teresa | 41.446 (7) 1.041 |
| 8 | 1 | UKR | 378 | KLINOVA Inna | 41.894 (8) 1.489 |
| 9 | 9 | FIN | 87 | MIKKONEN Jenni | 42.065 (9) 1.660 |

| | | | | | |
|------------------------|-----|--------------------|-------------------------------|-----|---------------------|
| Chief Official: | NED | MULLER Elly | Chief Finish Official: | ESP | ELVIRA FRANCO María |
| Course Umpire: | ESP | LLEVOT María Jesús | | | |
| Course Umpire: | ROU | TOTH Gheorghe | | | |

| | | | | | | |
|---------------------------|--------------------|-------|-------------|---------|-----------------|--|
| Weather Conditions | Air Temperature: | 18 °C | Wind Speed: | 8.0 m/s | Wind Direction: | |
| | Water Temperature: | | Conditions: | NONE | | |
| | Humidity: | 94% | | | | |

Note:
Results are subject to change after consideration of the Course Umpire report, Boat and Doping Control results.

Legend:
m/s Metres per second °C Degree Celsius

RESULTS

Race 85

| Rank | Lane | NOC | Bib | Name | 200m |
|------|------|-----|------------|--|---------------------|
| 1 | 4 | GBR | 108 113 | HEATH Liam SCHOFIELD Jonathon | 31.872 (1) |
| 2 | 5 | ESP | 61 70 | CRAVIOTTO RIVERO Saul PEREZ RIAL Carlos | 31.910 (2) 0.038 |
| 3 | 1 | HUN | 154 155 | BEÉ István DOMBI Rudolf | 32.202 (3) 0.330 |
| 4 | 2 | DEN | 52 53 | NIELSEN Casper NIELSEN Lasse | 32.297 (4) 0.425 |
| 5 | 3 | LAT | 204 205 | RUMJANCEVS Aleksejs STRAUME Kristis | 32.365 (5) 0.493 |
| 6 | 7 | RUS | 296 302 | MOLOCHKOV Maxim POSTRIGAY Yuri | 32.387 (6) 0.515 |
| 7 | 8 | FRA | 95 96 | HYBOIS Arnaud JOUVE Sébastien | 32.402 (7) 0.530 |
| 8 | 9 | BLR | 19 20 | MAKHNEU Vadzim PIATRUSHENKA Raman | 32.702 (8) 0.830 |
| 9 | 6 | SRB | 325 327 | DRAGAN Zoric OGNJEN Filipovic | 33.007 (9) 1.135 |

| | | | | | |
|------------------------|-----|---------------------|-------------------------------|-----|---------------------|
| Chief Official: | NED | MULLER Eddy | Chief Finish Official: | ESP | ELVIRA FRANCO María |
| Course Umpire: | BEL | DETHISE Jean Claude | | | |
| Course Umpire: | SVK | KUNC Lubos | | | |

| | | | | | | |
|---------------------------|--------------------|-------|-------------|---------|-----------------|--|
| Weather Conditions | Air Temperature: | 18 °C | Wind Speed: | 8.0 m/s | Wind Direction: | |
| | Water Temperature: | | Conditions: | NONE | | |
| | Humidity: | 94% | | | | |

Note:
Results are subject to change after consideration of the Course Umpire report, Boat and Doping Control results.


Legend:
m/s Metres per second °C Degree Celsius

RESULTS

Race 86

| Rank | Lane | NOC | Bib | Name | 200m |
|------|------|-----|------------|---|---------------------|
| 1 | 5 | LTU | 210 211 | GADEIKIS Tomas LABUCKAS Raimundas | 35.940 (1) |
| 2 | 4 | RUS | 291 306 | IGNATOV Evgeny SHTYL Ivan | 36.322 (2) 0.382 |
| 3 | 3 | BLR | 21 25 | RABCHANKA Dzmitry VAUCHETSKI Aliaksandr | 37.096 (3) 1.156 |
| 4 | 2 | AZE | 6 8 | BEZUGLIY Sergiy PROKOPENKO Maksim | 37.298 (4) 1.358 |
| 5 | 6 | POL | 236 250 | BARASZKIEWICZ Pawel SKOWRONSKI Pawel | 37.383 (5) 1.443 |
| 6 | 8 | ROU | 277 279 | DUMITRESCU Lazar Silviu MIHALACHI Victor | 37.438 (6) 1.498 |
| 7 | 7 | HUN | 161 173 | KOVÁCS Gergely VÉGH Attila | 37.708 (7) 1.768 |
| 8 | 1 | ESP | 62 66 | DOMINGUEZ OTERO Jacobo MAQUIEIRA PIÑEIRO David | 38.422 (8) 2.482 |
| 9 | 9 | UKR | 369 376 | KAMERYLOV Denys VERHELES Vitaliy | 39.265 (9) 3.325 |

| | | | | | |
|------------------------|-----|--------------------|-------------------------------|-----|---------------------|
| Chief Official: | NED | MULLER Eddy | Chief Finish Official: | ESP | ELVIRA FRANCO Maria |
| Course Umpire: | ESP | LLEVOT María Jesús | | | |
| Course Umpire: | ROU | TÓTH Gheorghe | | | |

| | | | | | | |
|---------------------------|--------------------|-------|-------------|---------|-----------------|---|
| Weather Conditions | Air Temperature: | 18 °C | Wind Speed: | 8.0 m/s | Wind Direction: |  |
| | Water Temperature: | | Conditions: | NONE | | |
| | Humidity: | 94% | | | | |

Note:
Results are subject to change after consideration of the Course Umpire report, Boat and Doping Control results.


Legend:
m/s Metres per second °C Degree Celsius

RESULTS

Race 87

| Rank | Lane | NOC | Bib | Name | 200m |
|------|------|-----|------------|--|---------------------|
| 1 | 4 | HUN | 176 177 | JANICS Natasa KOVÁCS Katalin | 37.668 (1) |
| 2 | 9 | SVK | 349 350 | KMETOVÁ Ivana KOHLOVÁ Martina | 38.059 (2) 0.391 |
| 3 | 5 | GER | 143 145 | FISCHER Fanny LEONHARDT Carolin | 38.090 (3) 0.422 |
| 4 | 8 | SRB | 333 334 | MOLDOVAN Nikolina MOLDOVAN Olivera | 38.320 (4) 0.652 |
| 5 | 3 | POR | 270 272 | GOMES Beatriz RODRIGUES Helena | 38.432 (5) 0.764 |
| 6 | 1 | AUT | 4 5 | SCHURING Yvonne SCHWARZ Viktoria | 38.549 (6) 0.881 |
| 7 | 7 | GBR | 122 123 | SAWERS Louisa WALKER Jessica | 38.732 (7) 1.064 |
| 8 | 6 | POL | 258 262 | NAJA Karolina WOJNAROWSKA Ewelina | 38.807 (8) 1.139 |
| 9 | 2 | BLR | 391 27 | FEDAROVICH Tatsiana PALTARAN Maryna | 39.437 (9) 1.769 |

| | | | | | |
|------------------------|-----|---------------------|-------------------------------|-----|---------------------|
| Chief Official: | NED | MULLER Elij | Chief Finish Official: | ESP | ELVIRA FRANCO Maria |
| Course Umpire: | BEL | DETHISE Jean Claude | | | |
| Course Umpire: | SVK | KUNC Lubos | | | |

| | | | | | | |
|---------------------------|--------------------|-------|-------------|---------|-----------------|---|
| Weather Conditions | Air Temperature: | 18 °C | Wind Speed: | 8.0 m/s | Wind Direction: |  |
| | Water Temperature: | | Conditions: | NONE | | |
| | Humidity: | 94% | | | | |

Note:
Results are subject to change after consideration of the Course Umpire report, Boat and Doping Control results.

Legend:
m/s Metres per second °C Degree Celsius

RESULTS

Race 88

| Rank | Lane | NOC | Bib | Name | 500m |
|------|------|-----|-----|--------------------|-----------------------|
| 1 | 5 | ESP | 71 | PEÑA ARRIOLA Iñigo | 1:40.707 (1) |
| 2 | 6 | ITA | 187 | GALLIGANI Matteo | 1:40.859 (2) 0.152 |
| 3 | 3 | SVK | 340 | JAKUBIK Gabor | 1:41.178 (3) 0.471 |
| 4 | 2 | LAT | 207 | VEINBERGS Gints | 1:42.146 (4) 1.439 |
| 5 | 7 | CZE | 44 | SVAB Filip | 1:42.349 (5) 1.642 |
| 6 | 1 | SLO | 321 | ZAKRAJSEK Jost | 1:43.006 (6) 2.299 |
| 7 | 8 | SUI | 337 | GUBSER David | 1:43.284 (7) 2.577 |
| 8 | 9 | CYP | 35 | DIAMANTIS Anderas | 1:44.106 (8) 3.399 |
| | 4 | NED | 220 | KOENDERS Robin | DNS |

| | | | | | |
|------------------------|-----|-------------------------|-------------------------------|-----|---------------------|
| Chief Official: | NED | MULLER Eily | Chief Finish Official: | ESP | ELVIRA FRANCO María |
| Course Umpire: | ESP | FONTANA ESTEVE Salvador | | | |
| Course Umpire: | LTU | ALEKRINSKIS Aleksandras | | | |

| | | | | | | |
|---------------------------|--------------------|-------|-------------|---------|-----------------|--|
| Weather Conditions | Air Temperature: | 18 °C | Wind Speed: | 8.0 m/s | Wind Direction: | |
| | Water Temperature: | | Conditions: | NONE | | |
| | Humidity: | 94% | | | | |

Note:

Results are subject to change after consideration of the Course Umpire report, Boat and Doping Control results.

Legend:

DNS Did not start m/s Metres per second °C Degree Celsius

RESULTS

Race 89

| Rank | Lane | NOC | Bib | Name | 500m |
|------|------|-----|-----|------------------------|-----------------------|
| 1 | 5 | HUN | 178 | KOZÁK Danuta | 1:49.010 (1) |
| 2 | 4 | GER | 147 | WAGNER-AUGUSTIN Katrin | 1:49.250 (2) 0.240 |
| 3 | 2 | GBR | 117 | CAWTHORN Rachel | 1:49.564 (3) 0.554 |
| 4 | 6 | UKR | 381 | OSYPENKO-RADOMSKA Inna | 1:50.005 (4) 0.995 |
| 5 | 7 | POR | 271 | PORTELA Teresa | 1:51.005 (5) 1.995 |
| 6 | 1 | POL | 257 | MIKOLAJCZYK Beata | 1:51.278 (6) 2.268 |
| 7 | 8 | DEN | 56 | ENGEL HANSEN Henriette | 1:52.029 (7) 3.019 |
| 8 | 3 | ITA | 198 | IDEM Josefa | 1:53.379 (8) 4.369 |
| 9 | 9 | SWE | 365 | PALDANIUS Sofia | 1:53.509 (9) 4.499 |

| | | | | | |
|------------------------|-----|---------------------|-------------------------------|-----|---------------------|
| Chief Official: | NED | MULLER Eddy | Chief Finish Official: | ESP | ELVIRA FRANCO Maria |
| Course Umpire: | BEL | DETHISE Jean Claude | | | |
| Course Umpire: | SVK | KUNC Lubos | | | |

| | | | | | | |
|---------------------------|--------------------|-------|-------------|---------|-----------------|--|
| Weather Conditions | Air Temperature: | 18 °C | Wind Speed: | 8.0 m/s | Wind Direction: | |
| | Water Temperature: | | Conditions: | NONE | | |
| | Humidity: | 94% | | | | |

Note:
Results are subject to change after consideration of the Course Umpire report, Boat and Doping Control results.

Legend:
m/s Metres per second °C Degree Celsius

RESULTS

Race 91

| Rank | Lane | NOC | Bib | Name | 500m |
|------|------|-----|-----|-------------------|-----------------------|
| 1 | 2 | HUN | 167 | SZALAI Tamás | 1:38.072 (1) |
| 2 | 5 | SWE | 353 | GUSTAFSSON Anders | 1:38.881 (2) 0.809 |
| 3 | 7 | GER | 129 | HOFF Max | 1:39.062 (3) 0.990 |
| 4 | 4 | GBR | 104 | BRABANTS Tim | 1:39.373 (4) 1.301 |
| 5 | 8 | POR | 267 | RIBEIRO João | 1:39.702 (5) 1.630 |
| 6 | 9 | RUS | 303 | RYAKHOV Anton | 1:39.995 (6) 1.923 |
| 7 | 1 | IRL | 181 | WATKINS Barry | 1:40.308 (7) 2.236 |
| 8 | 6 | DEN | 50 | BELIBACH Kasper | 1:40.766 (8) 2.694 |
| 9 | 3 | BLR | 26 | YURENIA Aleh | 1:44.027 (9) 5.955 |

| | | | | | |
|------------------------|-----|---------------------|-------------------------------|-----|---------------------|
| Chief Official: | NED | MULLER Eddy | Chief Finish Official: | ESP | ELVIRA FRANCO María |
| Course Umpire: | BEL | DETHISE Jean Claude | | | |
| Course Umpire: | SVK | KUNC Lubos | | | |

| | | | | | | |
|---------------------------|--------------------|-------|-------------|---------|-----------------|--|
| Weather Conditions | Air Temperature: | 18 °C | Wind Speed: | 8.0 m/s | Wind Direction: | |
| | Water Temperature: | | Conditions: | NONE | | |
| | Humidity: | 94% | | | | |

Note:
Results are subject to change after consideration of the Course Umpire report, Boat and Doping Control results.

Legend:
m/s Metres per second °C Degree Celsius

RESULTS

Race 92

| Rank | Lane | NOC | Bib | Name | 500m |
|------|------|-----|------------|--|-----------------------|
| 1 | 5 | HUN | 176 177 | JANICS Natasa KOVÁCS Katalin | 1:39.627 (1) |
| 2 | 4 | RUS | 318 320 | SALAKHOVA Juliana SERGEEVA Anastasia | 1:40.190 (2) 0.563 |
| 3 | 7 | POL | 260 262 | WALCZYKIEWICZ Marta WOJNAROWSKA Ewelina | 1:41.678 (3) 2.051 |
| 4 | 2 | GER | 144 148 | HÖRMANN Silke WABMUTH Conny | 1:42.003 (4) 2.376 |
| 5 | 1 | SRB | 333 334 | MOLDOVAN Nikolina MOLDOVAN Olivera | 1:42.635 (5) 3.008 |
| 6 | 6 | AUT | 4 5 | SCHURING Yvonne SCHWARZ Viktoria | 1:42.817 (6) 3.190 |
| 7 | 8 | SVK | 349 350 | KMETOVÁ Ivana KOHLOVÁ Martina | 1:42.935 (7) 3.308 |
| 8 | 9 | POR | 270 272 | GOMES Beatriz RODRIGUES Helena | 1:43.369 (8) 3.742 |
| 9 | 3 | GBR | 122 123 | SAWERS Louisa WALKER Jessica | 1:44.780 (9) 5.153 |

| | | | | | |
|------------------------|-----|-------------------------|-------------------------------|-----|---------------------|
| Chief Official: | NED | MULLER Elly | Chief Finish Official: | ESP | ELVIRA FRANCO Maria |
| Course Umpire: | ESP | FONTANA ESTEVE Salvador | | | |
| Course Umpire: | LTU | ALEKRINSKIS Aleksandras | | | |

| | | | | | | |
|---------------------------|--------------------|-------|-------------|---------|-----------------|--|
| Weather Conditions | Air Temperature: | 18 °C | Wind Speed: | 8.0 m/s | Wind Direction: | |
| | Water Temperature: | | Conditions: | NONE | | |
| | Humidity: | 94% | | | | |

Note:

Results are subject to change after consideration of the Course Umpire report, Boat and Doping Control results.

Legend:


m/s Metres per second °C Degree Celsius

RESULTS

Race 93

| Rank | Lane | NOC | Bib | Name | 500m | |
|------|------|-----|------------|---|------------------------|--|
| 1 | 2 | ROU | 277 279 | DUMITRESCU Lazar Silviu MIHALACHI Victor | 1:38.642 (1) | |
| 2 | 6 | AZE | 6 8 | BEZUGLIY Sergiy PROKOPENKO Maksim | 1:38.825 (2) 0.183 | |
| 3 | 7 | BLR | 21 25 | RABCHANKA Dzmitry VAUCHETSKI Aliaksandr | 1:39.017 (3) 0.375 | |
| 4 | 3 | RUS | 293 301 | KOSTOGLD Alexander PETROV Pavel | 1:40.182 (4) 1.540 | |
| 5 | 8 | HUN | 168 170 | SZÉLES Gábor VARGA Dávid | 1:41.190 (5) 2.548 | |
| 6 | 4 | POL | 238 253 | GRZYBOWSKI Marcin WOSZCZYNSKI Lukasz | 1:41.667 (6) 3.025 | |
| 7 | 9 | ESP | 62 66 | DOMINGUEZ OTERO Jacobo MAQUIEIRA PIÑEIRO David | 1:43.328 (7) 4.686 | |
| 8 | 1 | CZE | 40 41 | KORANDA Lukas MISKOVSKY Radek | 1:48.216 (8) 9.574 | |
| 9 | 5 | GER | 136 139 | REBSTOCK Erik WEND Chris | 1:53.606 (9) 14.964 | |

| | | | | | |
|------------------------|-----|---------------------|-------------------------------|-----|---------------------|
| Chief Official: | NED | MULLER Eilly | Chief Finish Official: | ESP | ELVIRA FRANCO María |
| Course Umpire: | BEL | DETHISE Jean Claude | | | |
| Course Umpire: | SVK | KUNC Lubos | | | |

| | | | | | | |
|---------------------------|--------------------|-------|-------------|---------|-----------------|---|
| Weather Conditions | Air Temperature: | 18 °C | Wind Speed: | 8.0 m/s | Wind Direction: |  |
| | Water Temperature: | | Conditions: | NONE | | |
| | Humidity: | 94% | | | | |

Note:
Results are subject to change after consideration of the Course Umpire report, Boat and Doping Control results.


Legend:
m/s Metres per second °C Degree Celsius

RESULTS

Race 94

| Rank | Lane | NOC | Bib | Name | 500m |
|------|------|-----|-----|---|-----------------------|
| 1 | 1 | BLR | 19 | MAKHNEU Vadzim 20 PIATRUSHENKA Raman | 1:28.818 (1) |
| 2 | 5 | ESP | 61 | CRAVIOTTO RIVERO Saul 70 PEREZ RIAL Carlos | 1:29.258 (2) 0.440 |
| 3 | 2 | POR | 266 | PIMENTA Fernando 268 SILVA Emanuel | 1:29.658 (3) 0.840 |
| 4 | 4 | HUN | 158 | KAMMERER Zoltán 162 KUCSERA Gábor | 1:29.792 (4) 0.974 |
| 5 | 7 | CZE | 39 | HORSKY Ondrej 43 STERBA Jan | 1:29.825 (5) 1.007 |
| 6 | 6 | GER | 130 | HOLLSTEIN Martin 132 IHLE Andreas | 1:29.976 (6) 1.158 |
| 7 | 3 | SRB | 328 | PAJIC Dejan 329 STANOJEVIC Dusko | 1:29.987 (7) 1.169 |
| 8 | 9 | RUS | 297 | NIKOLAEV Pavel 304 SALAKHOV Evgeny | 1:31.695 (8) 2.877 |
| | 8 | DEN | 54 | STÆR Emil | DNS |
| | | | 55 | WRAAE Kim | |

| | | | | | |
|------------------------|-----|-------------------------|-------------------------------|-----|---------------------|
| Chief Official: | NED | MULLER Eilly | Chief Finish Official: | ESP | ELVIRA FRANCO Maria |
| Course Umpire: | ESP | FONTANA ESTEVE Salvador | | | |
| Course Umpire: | LTU | ALEKRINSKIS Aleksandras | | | |

| | | | | | | |
|---------------------------|--------------------|-------|-------------|---------|-----------------|---|
| Weather Conditions | Air Temperature: | 18 °C | Wind Speed: | 8.0 m/s | Wind Direction: |  |
| | Water Temperature: | | Conditions: | NONE | | |
| | Humidity: | 94% | | | | |

Note:
Results are subject to change after consideration of the Course Umpire report, Boat and Doping Control results.

Legend:
DNS Did not start m/s Metres per second °C Degree Celsius

RESULTS

Race 95

| Rank | Lane | NOC | Bib | Name | 500m |
|------|------|-----|-----|------------------------|--------------|
| 1 | 3 | GER | 142 | DIETZE Tina | 1:30.719 (1) |
| | | | 143 | FISCHER Fanny | |
| | | | 146 | REINHARDT Nicole | |
| | | | 147 | WAGNER-AUGUSTIN Katrin | |
| 2 | 4 | HUN | 174 | BENEDEK Dalma | 1:30.805 (2) |
| | | | 175 | CSIPES Tamara | 0.086 |
| | | | 178 | KOZAK Danuta | |
| | | | 180 | SZABÓ Gabriella | |
| 3 | 5 | ESP | 81 | MANCHON Beatriz | 1:32.914 (3) |
| | | | 82 | MOLANES COSTA Sonia | 2.195 |
| | | | 84 | PORTELA RIVAS Teresa | |
| | | | 85 | SMIDAKOVA Jana | |
| 4 | 6 | POL | 255 | KONIECZNA Aneta | 1:34.127 (4) |
| | | | 256 | KRUKOWSKA Magdalena | 3.408 |
| | | | 258 | NAJA Karolina | |
| | | | 259 | PAWELCZAK Sandra | |
| 5 | 9 | GBR | 118 | EDMONDS Abigail | 1:34.152 (5) |
| | | | 119 | HANNAH Angela | 3.433 |
| | | | 120 | HAWKEY Jenna | |
| | | | 121 | MASON Hayleigh | |
| 6 | 2 | POR | 270 | GOMES Beatriz | 1:34.508 (6) |
| | | | 271 | PORTELA Teresa | 3.789 |
| | | | 273 | SOUSA Joana | |
| | | | 274 | VASCONCELOS Joana | |
| 7 | 7 | RUS | 310 | EREMINA Daria | 1:34.633 (7) |
| | | | 315 | LAVROVA Anastasia | 3.914 |
| | | | 317 | PROSKURINA Natalia | |
| | | | 319 | SELENNOVA Anzhelika | |
| 8 | 1 | ITA | 196 | CICALI Stefania | 1:34.937 (8) |
| | | | 197 | FAGIOLI Alice | 4.218 |
| | | | 199 | MURABITO Norma | |
| | | | 201 | SGROI Fabiana | |
| 9 | 8 | SRB | 331 | MAJOR-KUBIK Renata | 1:35.837 (9) |
| | | | 332 | MARTA Tibor | 5.118 |
| | | | 335 | NADJ Antonija | |
| | | | 336 | PANDA Antonia | |

| | | | | | |
|------------------------|-----|---------------------|-------------------------------|-----|---------------------|
| Chief Official: | NED | MULLER Elly | Chief Finish Official: | ESP | ELVIRA FRANCO María |
| Course Umpire: | BEL | DETHISE Jean Claude | | | |
| Course Umpire: | SVK | KUNC Lubos | | | |

| | | | | | | |
|---------------------------|--------------------|-------|-------------|---------|-----------------|--|
| Weather Conditions | Air Temperature: | 18 °C | Wind Speed: | 8.0 m/s | Wind Direction: | |
| | Water Temperature: | | Conditions: | NONE | | |
| | Humidity: | 94% | | | | |

Note:
Results are subject to change after consideration of the Course Umpire report, Boat and Doping Control results.

Legend:
m/s Metres per second °C Degree Celsius

RESULTS

Race 96

| Rank | NOC | Bib | Name | 5000m |
|------|-----|-----|------------------------|----------------------------|
| 1 | GBR | 116 | BELCHER Lani | 22:22.457 (1) |
| 2 | HUN | 175 | CSIPES Tamara | 22:29.359 (2) 6.902 |
| 3 | BLR | 27 | PALTARAN Maryna | 22:33.297 (3) 10.840 |
| 4 | ESP | 85 | SMIDAKOVA Jana | 22:36.249 (4) 13.792 |
| 5 | DEN | 56 | ENGEL HANSEN Henriette | 22:39.807 (5) 17.350 |
| 6 | SWE | 363 | JOHANSSON Karin | 22:54.019 (6) 31.562 |
| 7 | POR | 270 | GOMES Beatriz | 22:55.009 (7) 32.552 |
| 8 | CZE | 45 | ADAMOVA Anna | 23:03.767 (8) 41.310 |
| 9 | GER | 149 | WEBER Franziska | 23:09.382 (9) 46.925 |
| 10 | NOR | 230 | BRUN-LIE Agnes | 23:47.992 (10) 1:25.535 |
| 11 | POL | 261 | WEWIORA Paulina | 23:50.354 (11) 1:27.897 |
| 12 | NED | 222 | DE BRUIJN Suzanne | 23:53.002 (12) 1:30.545 |
| 13 | FIN | 89 | VASKO Oona | 23:53.542 (13) 1:31.085 |
| 14 | BUL | 32 | NEDEVA Daniela | 24:25.682 (14) 2:03.225 |

RESULTS

Race 96

| Rank | NOC | Bib | Name | 5000m |
|------|-----|-----|-------------------|----------------------------|
| 15 | UKR | 378 | KLINOVA Inna | 24:36.049 (15) 2:13.592 |
| | AUT | 3 | LEHACI Ana Roxana | DNF |
| | RUS | 311 | GURZHEY Inga | DNF |
| | ITA | 196 | CICALI Stefania | DNS |

| | | |
|-------------------------------|-----|---------------------|
| Chief Official: | NED | MULLER Eilly |
| Chief Finish Official: | ESP | ELVIRA FRANCO Maria |

| | | | | | | |
|---------------------------|--------------------|-------|-------------|---------|-----------------|--|
| Weather Conditions | Air Temperature: | 18 °C | Wind Speed: | 8.0 m/s | Wind Direction: | |
| | Water Temperature: | | Conditions: | NONE | | |
| | Humidity: | 94% | | | | |

Note:
Results are subject to change after consideration of the Course Umpire report, Boat and Doping Control results.


Legend:
DNF Did not finish DNS Did not start m/s Metres per second °C Degree Celsius

RESULTS

Race 97

| Rank | NOC | Bib | Name | 5000m | |
|------|-----|-----|------------------------|----------------------------|-----|
| 1 | GER | 138 | VERCH Ronald | 23:10.386 (1) | |
| 2 | ESP | 58 | BOUZA PREGAL Jose Luis | 23:18.546 (2) 8.160 | |
| 3 | SVK | 343 | OSTRCIL Marian | 23:20.018 (3) 9.632 | |
| 4 | CZE | 40 | KORANDA Lukas | 23:53.891 (4) 43.505 | |
| 5 | HUN | 156 | FÜRDÖK Gábor | 23:59.321 (5) 48.935 | |
| 6 | BLR | 17 | KANDRATSIUK Anatoli | 24:07.121 (6) 56.735 | |
| 7 | UKR | 374 | TSIPAN Vadim | 24:40.103 (7) 1:29.717 | |
| 8 | POL | 240 | KUDLA Michal | 24:50.043 (8) 1:39.657 | |
| 9 | LAT | 203 | PRANKS Gatis | 24:52.418 (9) 1:42.032 | |
| 10 | RUS | 300 | PETROV Dmitry | 25:38.206 (10) 2:27.820 | |
| | BUL | 30 | GEORGIEV Deyan | | DNF |

| | | |
|-------------------------------|-----|---------------------|
| Chief Official: | NED | MULLER Elly |
| Chief Finish Official: | ESP | ELVIRA FRANCO María |

| | | | | | | |
|---------------------------|--------------------|-------|-------------|---------|-----------------|---|
| Weather Conditions | Air Temperature: | 18 °C | Wind Speed: | 8.0 m/s | Wind Direction: |  |
| | Water Temperature: | | Conditions: | NONE | | |
| | Humidity: | 94% | | | | |

Note:
Results are subject to change after consideration of the Course Umpire report, Boat and Doping Control results.

Legend:
DNF Did not finish m/s Metres per second °C Degree Celsius

RESULTS

Race 98

| Rank | NOC | Bib | Name | 5000m |
|------|-----|-----|------------------------|----------------------------|
| 1 | BLR | 26 | YURENIA Aleh | 19:55.607 (1) |
| 2 | GER | 129 | HOFF Max | 19:58.904 (2) 3.297 |
| 3 | RUS | 295 | MEDVEDEV Ilya | 20:16.564 (3) 20.957 |
| 4 | ESP | 65 | LLAMEDO ALVAREZ Emilio | 20:23.839 (4) 28.232 |
| 5 | CZE | 42 | SOUCEK Jan | 20:25.927 (5) 30.320 |
| 6 | POR | 266 | PIMENTA Fernando | 20:37.212 (6) 41.605 |
| 7 | SWE | 355 | OSCARSSON Markus | 20:55.162 (7) 59.555 |
| 8 | BEL | 11 | PANNECOUCKE Laurens | 20:55.752 (8) 1:00.145 |
| 9 | HUN | 158 | KAMMERER Zoltán | 21:03.462 (9) 1:07.855 |
| 10 | SRB | 330 | TOMICEVIC Marko | 21:06.677 (10) 1:11.070 |
| 11 | LAT | 208 | ZALUPE Kristaps | 21:13.829 (11) 1:18.222 |
| 12 | POL | 247 | ROSOLSKI Rafal | 21:14.909 (12) 1:19.302 |
| 13 | SLO | 321 | ZAKRAJSEK Jost | 21:14.922 (13) 1:19.315 |
| 14 | BUL | 31 | MOSKOV Petko | 21:28.979 (14) 1:33.372 |

RESULTS

Race 98

| Rank | NOC | Bib | Name | 5000m | |
|------|-----|-----|----------------------|----------------|----------|
| 15 | SVK | 344 | PETRLA Filip | 21:54.779 (15) | 1:59.172 |
| 16 | DEN | 55 | WRAAE Kim | 22:09.982 (16) | 2:14.375 |
| 17 | UKR | 375 | TSURKAN Vitaliy | 22:11.189 (17) | 2:15.582 |
| 18 | SUI | 337 | GUBSER David | 22:11.804 (18) | 2:16.197 |
| 19 | LTU | 213 | NEKRIOUSIUS Ricardas | 22:50.724 (19) | 2:55.117 |
| 20 | CYP | 35 | DIAMANTIS Anderas | 23:09.849 (20) | 3:14.242 |
| | GBR | 104 | BRABANTS Tim | | DNF |
| | AUT | 2 | LOEHNITZ Charles | | DNS |
| | NED | 220 | KOENDERS Robin | | DNS |
| | NOR | 228 | SOELBERG JR Oevind | | DNS |

| | | |
|-------------------------------|-----|---------------------|
| Chief Official: | NED | MULLER Elly |
| Chief Finish Official: | ESP | ELVIRA FRANCO Maria |

| | | | | | | |
|---------------------------|--------------------|-------|-------------|---------|-----------------|--|
| Weather Conditions | Air Temperature: | 18 °C | Wind Speed: | 8.0 m/s | Wind Direction: | |
| | Water Temperature: | | Conditions: | NONE | | |
| | Humidity: | 94% | | | | |

Note:
Results are subject to change after consideration of the Course Umpire report, Boat and Doping Control results.

Legend:
DNF Did not finish DNS Did not start m/s Metres per second °C Degree Celsius