

# Results Book



## Canoe

14 & 15 September



# Version History

Version	Date	Created By	Comments
1.0	15/09/2016	Thyago Guilherme	First Version



---

## Competition Format and Rules

Formato e regras da competição

As of WED 31 AUG 2016

### Paralympic competition format

Six events make up the canoe sprint competition at the Rio 2016 Paralympic Games:

<b>Men</b>	KL1	KL2	KL3
<b>Women</b>	KL1	KL2	KL3

All events are 200 metres and any event with eight or fewer participants will be considered a final, while an event with more participants will have heats, a semifinal and final.

If heats are to be held, athletes will be ranked on their results from the world championships in May 2016.

### Competition draw

International Canoe Federation (ICF) officials will make the draw for the canoe competition on 10 September 2016 at Lagoa Stadium. The chief official, technical delegate, competition manager, technical operations manager and venue results manager will decide the seedings based on the ICF world rankings after the 2016 ICF paracanoe world championships.

### Sport rules and procedures

#### Competition rules

The paracanoe competition guidelines will come from the ICF paracanoe competition rules 2015 (available at [www.canoeicf.com/icf/AboutICF/Rules-and-Statutes.html](http://www.canoeicf.com/icf/AboutICF/Rules-and-Statutes.html)) and the International Paralympic Committee (IPC) handbook (available at [www.paralympic.org/the-ipc/handbook](http://www.paralympic.org/the-ipc/handbook))

The ICF will be responsible for the canoe competition at the Rio 2016 Paralympic Games.

#### Tiebreak rules

In the event of a dead heat, all tied boats will qualify if there are enough lanes in the next round. If there are not sufficient lanes in the next round, there will be a re-race between the tied boats one hour after the last race in the session.

If there is a dead heat for a medal position in a final, additional medals will be awarded.

### Differences from the Olympic Games

- All events are 200m.
- All boats are singles.
- All events are contested in kayaks.



## Competition Officials

Oficiais de competição

As of SUN 11 SEP 2016 at 09:00

Function	Name	NPC
<b>Technical Delegate</b>	John EDWARDS	CAN - Canada
<b>Chief Official</b>	Risto LEHTINEN	FIN - Finland
<b>Chief Judge</b>	Catherine WYNNE	GBR - Great Britain
<b>Competition Manager</b>	Jovana STANOJEVIC	SER - Serbia
<b>Starter</b>	Hans-Walter HUMME Shyngys ABINAYEV	GER - Germany KAZ - Kazakhstan
<b>Course Umpire</b>	Ilias KONSTANTINIDIS Connie NAUGHTON Javier MARROIG TOLEDO Fabio RAMOS DE MATOS	GRE - Greece USA - United States ESP - Spain BRA - Brazil
<b>Finishing line Judge</b>	Marina ROMANOVA	RUS - Russia
<b>Boat control</b>	Stefano ZSIGMOND Roza BANASIK-ZARANSKA Bruna MUASSAB Saifudin PATWA Jean-Christophe GONNEAUD	ITA - Italy POL - Poland BRA - Brazil KEN - Kenya FRA - France



Function	Name	NPC
<b>NTO'S</b>		
<b>Boat Control</b>	Diego Marques Alexandre	BRA - Brazil
	Douglas Fernando Pereira Mauri	BRA - Brazil
	Guilherme Bechara de Oliveira	BRA - Brazil
	Guilherme Caetano Monteiro Galvão	BRA - Brazil
	Leandro Santos de Freitas	BRA - Brazil
	Regina Célia Reis Cuattrin	BRA - Brazil
	Robson Ramalho Gomes da Silva	BRA - Brazil
	Agenildo José de Jesus	BRA - Brazil
	Patricia Carla Lentino	BRA - Brazil
<b>Boat Pilot</b>	João Paulo Vecenâncio	BRA - Brazil
	Odilon Celso de Araujo Dias	BRA - Brazil
	Romerson de Mattos	BRA - Brazil
<b>Intermediate Timing</b>	Jorge Mauricio Gonzalez Briones	BRA - Brazil
	Michel de Carli Ferreira	BRA - Brazil
	Rodrigo Esposito	BRA - Brazil
	Ubirajara Tavares do Amaral	BRA - Brazil



## Competition Summary

Resumo da competição

As of THU 15 SEP 2016

Rank	Finalists					
	Men			Women		
	KL1 200m	KL2 200m	KL3 200m	KL1 200m	KL2 200m	KL3 200m
1 Gold	POL 51.084	AUS 42.190	UKR 39.810	GBR 58.760	GBR 53.288	GBR 51.348
2 Silver	HUN 51.129	AUT 43.726	GER 39.909	GER 58.874	UKR 55.599	AUS 51.378
3 Bronze	GBR 51.220	GBR 44.936	BRA 40.199	POL 1:00.232	AUS 56.796	FRA 52.103
4	BRA 51.631	UKR 45.349	ROU 41.200	CHI 1:00.744	CAN 58.109	ROU 52.273
5	FRA 52.084	ITA 45.596	GBR 42.410	AUS 1:03.361	HUN 59.226	SWE 52.492
6	ARG 53.078	SLO 47.420	IRL 42.783	HUN 1:03.688	CHN 59.587	ITA 52.802
7	CHN 53.088	HUN 47.893	FRA 43.750	FRA 1:03.961	USA 1:00.315	CAN 53.916
8	AUS 55.437	GER 48.622	NZL 43.921	JPN 1:09.193	ISR 1:01.131	USA 54.720

Eliminated in Semifinals					
Men			Women		
KL1 200m	KL2 200m	KL3 200m	KL1 200m	KL2 200m	KL3 200m
ITA 1:07.651	BRA 49.870	POL 45.189	GRE 1:44.092	BRA 1:04.697	IRI 56.580
	ESP 52.389	AUS 45.258	USA DNF	GER 1:05.382	BRA 57.357

Eliminated in Heats					
Men			Women		
KL1 200m	KL2 200m	KL3 200m	KL1 200m	KL2 200m	KL3 200m
RSA DSQ					

Legend:  
DNF Did not finish

DSQ Disqualified



## Competition Summary by Event

Resumo da competição por evento

As of THU 15 SEP 2016

### Finalists

Rank	NPC Code	Name
1	POL	TOKARZ Jakub
2	HUN	SUBA Robert
3	GBR	MARSDEN Ian
4	BRA	CARDOSO da SILVA Luis Carlos
5	FRA	BOULLE Remy
6	ARG	DIAZ Lucas
7	CHN	YU Xiaowei
8	AUS	SIEDERS Colin



## Competition Summary by Event

Resumo da competição por evento

As of THU 15 SEP 2016

### Finalists

Rank	NPC Code	Name
1	AUS	McGRATH Curtis
2	AUT	SWOBODA Markus
3	GBR	BEIGHTON Nick
4	UKR	SYNIUK Mykola
5	ITA	MANCARELLA Federico
6	SLO	FABCIC Dejan
7	HUN	ROZBORA Andras
8	GER	KILIAN Ivo





## Competition Summary by Event

Resumo da competição por evento

As of THU 15 SEP 2016

### Finalists

Rank	NPC Code	Name
1	UKR	YEMELIANOV Serhii
2	GER	KIEREY Tom
3	BRA	RIBEIRO de CARVALHO Caio
4	ROU	SERBAN Iulian
5	GBR	OLIVER Rob
6	IRL	O'LEARY Patrick
7	FRA	FARINEAUX Martin
8	NZL	MARTLEW Scott



## Competition Summary by Event

Resumo da competição por evento

As of THU 15 SEP 2016

### Finalists

Rank	NPC Code	Name
1	GBR	CHIPPINGTON Jeanette
2	GER	MULLER Edina
3	POL	KUBAS Kamila
4	CHI	WOLLERMANN Katherinne
5	AUS	NEUMULLER Jocelyn
6	HUN	VACZI Anita
7	FRA	LACHEUX Agnes
8	JPN	SERYU Monika



## Competition Summary by Event

Resumo da competição por evento

As of THU 15 SEP 2016

### Finalists

Rank	NPC Code	Name
1	GBR	WIGGS Emma
2	UKR	LAGUTENKO Nataliia
3	AUS	SEIPEL Susan
4	CAN	GAUTHIER Christine
5	HUN	VARGA Katalin
6	CHN	WANG Danqin
7	USA	NICHOLS Alana
8	ISR	BERCOVITCH Pascale



## Competition Summary by Event

Resumo da competição por evento

As of THU 15 SEP 2016

### Finalists

Rank	NPC Code	Name
1	GBR	DICKINS Anne
2	AUS	REYNOLDS Amanda
3	FRA	MOREAU Cindy
4	ROU	LULEA Mihaela
5	SWE	RIPA Helene
6	ITA	PLEBANI Veronica Yoko
7	CAN	SCARFF Erica
8	USA	ALLEN Kelly



## Medallists by Event

Medalhistas por evento

As of THU 15 SEP 2016 at 10:13

After 6 of 6 Events

Event	Date	Medal	Name	NPC Code
Women's KL1	THU 15 SEP	GOLD	CHIPPINGTON Jeanette	GBR
		SILVER	MULLER Edina	GER
		BRONZE	KUBAS Kamila	POL
Men's KL1	THU 15 SEP	GOLD	TOKARZ Jakub	POL
		SILVER	SUBA Robert	HUN
		BRONZE	MARSDEN Ian	GBR
Women's KL2	THU 15 SEP	GOLD	WIGGS Emma	GBR
		SILVER	LAGUTENKO Nataliia	UKR
		BRONZE	SEIPEL Susan	AUS
Men's KL2	THU 15 SEP	GOLD	McGRATH Curtis	AUS
		SILVER	SWOBODA Markus	AUT
		BRONZE	BEIGHTON Nick	GBR
Women's KL3	THU 15 SEP	GOLD	DICKINS Anne	GBR
		SILVER	REYNOLDS Amanda	AUS
		BRONZE	MOREAU Cindy	FRA
Men's KL3	THU 15 SEP	GOLD	YEMELIANOV Serhii	UKR
		SILVER	KIEREY Tom	GER
		BRONZE	RIBEIRO de CARVALHO Caio	BRA



## Medal Standings

Quadro de medalhas

As of THU 15 SEP 2016 at 10:14

After 6 of 6 Events

Rank	NPC	Men				Women				Total				Rank by Total
		G	S	B	Tot.	G	S	B	Tot.	G	S	B	Tot.	
1	GBR - Great Britain			2	2	3			3	3		2	5	1
2	AUS - Australia	1			1		1	1	2	1	1	1	3	2
3	UKR - Ukraine	1			1		1		1	1	1		2	=3
4	POL - Poland	1			1			1	1	1		1	2	=3
5	GER - Germany		1		1		1		1		2		2	=3
6	AUT - Austria		1		1						1		1	=6
6	HUN - Hungary		1		1						1		1	=6
8	BRA - Brazil			1	1							1	1	=6
8	FRA - France							1	1			1	1	=6
<b>Total:</b>		<b>3</b>	<b>3</b>	<b>3</b>	<b>9</b>	<b>3</b>	<b>3</b>	<b>3</b>	<b>9</b>	<b>6</b>	<b>6</b>	<b>6</b>	<b>18</b>	

**Legend:**

= Equal sign indicates that two or more NPCs share the same rank by total  
**S** Silver  
**Tot.** Total  
**B** Bronze  
**G** Gold



## Final Placing by NPC

Classificação final por CPN

As of THU 15 SEP 2016

NPC	Men			Women			NPC Code
	KL1 200m	KL2 200m	KL3 200m	KL1 200m	KL2 200m	KL3 200m	
ARG - Argentina	6						ARG
AUS - Australia	8	1		5	3	2	AUS
AUT - Austria		2					AUT
BRA - Brazil	4		3				BRA
CAN - Canada					4	7	CAN
CHI - Chile				4			CHI
CHN - People's Republic of China	7				6		CHN
FRA - France	5		7	7		3	FRA
GBR - Great Britain	3	3	5	1	1	1	GBR
GER - Germany		8	2	2			GER
HUN - Hungary	2	7		6	5		HUN
IRL - Ireland			6				IRL
ISR - Israel					8		ISR
ITA - Italy		5				6	ITA
JPN - Japan				8			JPN
NZL - New Zealand			8				NZL
POL - Poland	1			3			POL
ROU - Romania			4			4	ROU
SLO - Slovenia		6					SLO
SWE - Sweden						5	SWE
UKR - Ukraine		4	1		2		UKR
USA - United States of America					7	8	USA



---

**Entry List by Event**  
Lista de inscritos por evento  
As of MON 12 SEP 2016

**Bib ARG**  
2 DIAZ Lucas

**Bib AUS**  
55 SIEDERS Colin

**Bib BRA**  
26 CARDOSO da SILVA Luis Carlos

**Bib CHN**  
4 YU Xiaowei

**Bib FRA**  
47 BOULLE Remy

**Bib GBR**  
12 MARSDEN Ian

**Bib HUN**  
41 SUBA Robert

**Bib ITA**  
34 RAVALLI Salvatore

**Bib POL**  
8 TOKARZ Jakub

**Bib RSA**  
1 PAULL Graham Sean

**Note:**  
List of NPCs by alphabetical order.





## Start List

Lista de largada

Lane	Bib	Heat 1 Race 3 9:10	Bib	Heat 2 Race 4 9:15
1				
2				
3				
4		<b>ARG</b> 2 DIAZ Lucas		<b>AUS</b> 55 SIEDERS Colin
5		<b>GBR</b> 12 MARSDEN Ian		<b>BRA</b> 26 CARDOSO da SILVA Luis Carlos
6		<b>CHN</b> 4 YU Xiaowei		<b>POL</b> 8 TOKARZ Jakub
7		<b>HUN</b> 41 SUBA Robert		<b>RSA</b> 1 PAULL Graham Sean
8		<b>ITA</b> 34 RAVALLI Salvatore		<b>FRA</b> 47 BOULLE Remy

Progression System: 1-2nd to Final, Rest to Semi-Final



## Results Resultados

Start Time: 9:10

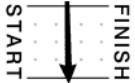
Race 3

Rank	Lane	NPC	Bib	Name	200m			
1	5	GBR	12	MARSDEN Ian	52.311	(1)	F	PB
					0.000			
2	7	HUN	41	SUBA Robert	52.728	(2)	F	
					0.417			
3	6	CHN	4	YU Xiaowei	54.524	(3)	SF	
					2.213			
4	4	ARG	2	DIAZ Lucas	55.585	(4)	SF	
					3.274			
5	8	ITA	34	RAVALLI Salvatore	1:16.278	(5)	SF	
					23.967			

Progression System 1-2nd to Final, Rest to Semi-Final

Chief Official:	ICF	LEHTINEN Risto	Course Umpire:	ICF	KONSTANTINIDIS Ilias
Chief Judge:	ICF	WYNNE Catherine	Course Umpire:	ICF	NAUGHTON Connie
Starter:	ICF	HUMME Hans Walter	Boat Control:	ICF	BANASIK-ZARANSKA Roza

### Weather Conditions

Air Temperature:	Water Temperature:	Humidity:	Wind:	
28.0°C	22.0°C	55%	3.0 m/s	

### Legend:

°C Degree Celsius      PB Paralympic Best      SF Qualified for Semifinals



**Results**  
Resultados

**REVISED**  
14 SEP 9:56

Start Time: 9:15

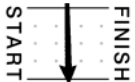
Race 4

Paralympic Best Time:		<b>GBR</b>	MARSDEN Ian	Rio de Janeiro (BRA) 2016	Paralympic Games	<b>52.311</b>
Rank	Lane	NPC	Bib	Name	200m	
1	5	BRA	26	CARDOSO da SILVA Luis Carlos	54.887	(1) F
					0.000	
2	8	FRA	47	BOULLE Remy	55.291	(2) F
					0.404	
3	6	POL	8	TOKARZ Jakub	55.469	(3) SF
					0.582	
4	4	AUS	55	SIEDERS Colin	59.732	(4) SF
					4.845	
	7	RSA	1	PAULL Graham Sean	0.000	DSQ
					0.000	

Progression System **1-2nd to Final, Rest to Semi-Final**

<b>Chief Official:</b>	ICF	LEHTINEN Risto	<b>Course Umpire:</b>	ICF	MARROIG TOLEDO Javier
<b>Chief Judge:</b>	ICF	WYNNE Catherine	<b>Course Umpire:</b>	ICF	RAMOS Fabao
<b>Starter:</b>	ICF	HUMME Hans Walter	<b>Boat Control:</b>	ICF	BANASIK-ZARANSKA Roza

**Weather Conditions**

Air Temperature:	Water Temperature:	Humidity:	Wind:	
28.0°C	22.0°C	55%	3.0 m/s	

**Legend:**

°C Degree Celsius      **DSQ** Disqualified      **SF** Qualified for Semifinals

**RSA disqualified (boat underweight)**



**Start List**  
Lista de largada

**REVISED**  
14 SEP 9:55

Lane	Bib	Semifinal Race 14 10:22
1		
2		
3		
4	<b>AUS</b> 55 SIEDERS Colin	
5	<b>POL</b> 8 TOKARZ Jakub	
6	<b>CHN</b> 4 YU Xiaowei	
7	<b>ARG</b> 2 DIAZ Lucas	
8	<b>ITA</b> 34 RAVALLI Salvatore	

Progression System: **First four to Final**

RSA disqualified (boat underweight)



## Results Resultados

Start Time: 10:23

Race 14

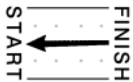
Paralympic Best Time: **GBR** MARSDEN Ian Rio de Janeiro (BRA) 2016 Paralympic Games **52.311**

Rank	Lane	NPC	Bib	Name	200m		
1	5	POL	8	TOKARZ Jakub	54.241	(1)	F
					0.000		
2	6	CHN	4	YU Xiaowei	54.630	(2)	F
					0.389		
3	7	ARG	2	DIAZ Lucas	55.613	(3)	F
					1.372		
4	4	AUS	55	SIEDERS Colin	57.176	(4)	F
					2.935		
5	8	ITA	34	RAVALLI Salvatore	1:07.651	(5)	X
					13.410		

Progression System **First four to Final**

<b>Chief Official:</b>	ICF	LEHTINEN Risto	<b>Course Umpire:</b>	ICF	MARROIG TOLEDO Javier
<b>Chief Judge:</b>	ICF	WYNNE Catherine	<b>Course Umpire:</b>	ICF	RAMOS Fabao
<b>Starter:</b>	ICF	HUMME Hans Walter	<b>Boat Control:</b>	ICF	BANASIK-ZARANSKA Roza

### Weather Conditions

Air Temperature:	Water Temperature:	Humidity:	Wind:	
28.0°C	22.0°C	55%	3.0 m/s	

Legend:  
°C Degree Celsius      X Eliminated



**Start List**  
Lista de largada

Lane	Bib	Final Race 20 9:08
1		<b>ARG</b> 2 DIAZ Lucas
2		<b>POL</b> 8 TOKARZ Jakub
3		<b>HUN</b> 41 SUBA Robert
4		<b>BRA</b> 26 CARDOSO da SILVA Luis Carlos
5		<b>GBR</b> 12 MARSDEN Ian
6		<b>FRA</b> 47 BOULLE Remy
7		<b>CHN</b> 4 YU Xiaowei
8		<b>AUS</b> 55 SIEDERS Colin



## Results Resultados

Start Time: 9:09

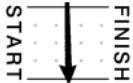
Race 20

Paralympic Best Time: **GBR** MARSDEN Ian Rio de Janeiro (BRA) 2016 Paralympic Games **52.311**

Rank	Lane	NPC	Bib	Name	200m		
1	2	POL	8	TOKARZ Jakub	51.084	(1)	PB
					0.000		
2	3	HUN	41	SUBA Robert	51.129	(2)	
					0.045		
3	5	GBR	12	MARSDEN Ian	51.220	(3)	
					0.136		
4	4	BRA	26	CARDOSO da SILVA Luis Carlos	51.631	(4)	
					0.547		
5	6	FRA	47	BOULLE Remy	52.084	(5)	
					1.000		
6	1	ARG	2	DIAZ Lucas	53.078	(6)	
					1.994		
7	7	CHN	4	YU Xiaowei	53.088	(7)	
					2.004		
8	8	AUS	55	SIEDERS Colin	55.437	(8)	
					4.353		

<b>Chief Official:</b>	ICF	LEHTINEN Risto	<b>Course Umpire:</b>	ICF	MARROIG TOLEDO Javier
<b>Chief Judge:</b>	ICF	WYNNE Catherine	<b>Course Umpire:</b>	ICF	RAMOS Fabao
<b>Starter:</b>	ICF	HUMME Hans Walter	<b>Boat Control:</b>	ICF	BANASIK-ZARANSKA Roza

### Weather Conditions

Air Temperature:	Water Temperature:	Humidity:	Wind:	
23.0°C	20.0°C	79%	1.8 m/s	

### Legend:

°C Degree Celsius **PB** Paralympic Best



## Results Summary by Event

Resumo dos resultados por evento

Race	Date	Round	Rank								Progression System
			1	2	3	4	5	6	7	8	
<b>Heats</b>											
3	14 SEP	1	<b>GBR</b>	<b>HUN</b>	<b>CHN</b>	<b>ARG</b>	<b>ITA</b>				1-2nd to Final, Rest to Semi-Final
			52.311	52.728	54.524	55.585	1:16.278				
4	14 SEP	2	<b>BRA</b>	<b>FRA</b>	<b>POL</b>	<b>AUS</b>	<b>RSA</b>				
			54.887	55.291	55.469	59.732	DSQ				
<b>Semifinal</b>											
14	14 SEP		<b>POL</b>	<b>CHN</b>	<b>ARG</b>	<b>AUS</b>	<b>ITA</b>				First four to Final
			54.241	54.630	55.613	57.176	1:07.651				
<b>Final</b>											
20	15 SEP		<b>POL</b>	<b>HUN</b>	<b>GBR</b>	<b>BRA</b>	<b>FRA</b>	<b>ARG</b>	<b>CHN</b>	<b>AUS</b>	
			51.084	51.129	51.220	51.631	52.084	53.078	53.088	55.437	

Legend:  
DSQ Disqualified





---

**Entry List by Event**  
Lista de inscritos por evento  
As of MON 12 SEP 2016

**Bib AUS**  
51 McGRATH Curtis

**Bib AUT**  
3 SWOBODA Markus

**Bib BRA**  
29 TOFALINI Igor Alex

**Bib ESP**  
35 REJA MUNOZ Javier

**Bib GBR**  
11 BEIGHTON Nick

**Bib GER**  
20 KILIAN Ivo

**Bib HUN**  
40 ROZBORA Andras

**Bib ITA**  
33 MANCARELLA Federico

**Bib SLO**  
42 FABCIC Dejan

**Bib UKR**  
38 SYNIUK Mykola

**Note:**  
List of NPCs by alphabetical order.



## Start List

Lista de largada

Lane	Bib	Heat 1 Race 7 9:30	Bib	Heat 2 Race 8 9:35
1				
2				
3				
4		<b>GER</b> 20 KILIAN Ivo		<b>BRA</b> 29 TOFALINI Igor Alex
5		<b>UKR</b> 38 SYNIUK Mykola		<b>GBR</b> 11 BEIGHTON Nick
6		<b>AUS</b> 51 McGRATH Curtis		<b>AUT</b> 3 SWOBODA Markus
7		<b>SLO</b> 42 FABCIC Dejan		<b>ITA</b> 33 MANCARELLA Federico
8		<b>ESP</b> 35 REJA MUNOZ Javier		<b>HUN</b> 40 ROZBORA Andras

Progression System: 1-2nd to Final, Rest to Semi-Final



## Results Resultados

Start Time: 9:30

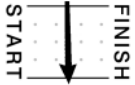
Race 7

Rank	Lane	NPC	Bib	Name	200m			
1	6	AUS	51	McGRATH Curtis	44.104	(1)	F	PB
					0.000			
2	5	UKR	38	SYNIUK Mykola	47.307	(2)	F	
					3.203			
3	7	SLO	42	FABCIC Dejan	48.131	(3)	SF	
					4.027			
4	4	GER	20	KILIAN Ivo	50.222	(4)	SF	
					6.118			
5	8	ESP	35	REJA MUNOZ Javier	52.325	(5)	SF	
					8.221			

Progression System 1-2nd to Final, Rest to Semi-Final

Chief Official:	ICF	LEHTINEN Risto	Course Umpire:	ICF	KONSTANTINIDIS Ilias
Chief Judge:	ICF	WYNNE Catherine	Course Umpire:	ICF	NAUGHTON Connie
Starter:	ICF	HUMME Hans Walter	Boat Control:	ICF	BANASIK-ZARANSKA Roza

### Weather Conditions

Air Temperature:	Water Temperature:	Humidity:	Wind:	
28.0°C	22.0°C	55%	3.0 m/s	

### Legend:

°C Degree Celsius      PB Paralympic Best      SF Qualified for Semifinals



## Results Resultados

Start Time: 9:35

Race 8

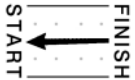
Paralympic Best Time: **AUS** McGRATH Curtis Rio de Janeiro (BRA) 2016 Paralympic Games **44.104**

Rank	Lane	NPC	Bib	Name	200m		
1	6	AUT	3	SWOBODA Markus	44.525	(1)	F
					0.000		
2	5	GBR	11	BEIGHTON Nick	45.970	(2)	F
					1.445		
3	7	ITA	33	MANCARELLA Federico	47.300	(3)	SF
					2.775		
4	8	HUN	40	ROZBORA Andras	49.051	(4)	SF
					4.526		
5	4	BRA	29	TOFALINI Igor Alex	49.745	(5)	SF
					5.220		

Progression System **1-2nd to Final, Rest to Semi-Final**

<b>Chief Official:</b>	ICF	LEHTINEN Risto	<b>Course Umpire:</b>	ICF	MARROIG TOLEDO Javier
<b>Chief Judge:</b>	ICF	WYNNE Catherine	<b>Course Umpire:</b>	ICF	RAMOS Fabao
<b>Starter:</b>	ICF	HUMME Hans Walter	<b>Boat Control:</b>	ICF	BANASIK-ZARANSKA Roza

### Weather Conditions

Air Temperature:	Water Temperature:	Humidity:	Wind:	
28.0°C	22.0°C	55%	3.0 m/s	

**Legend:**  
°C Degree Celsius **SF** Qualified for Semifinals



## Start List

Lista de largada

Lane	Bib	Semifinal Race 16 10:36
1		
2		
3	<b>ESP</b> 35 REJA MUNOZ Javier	
4	<b>BRA</b> 29 TOFALINI Igor Alex	
5	<b>SLO</b> 42 FABCIC Dejan	
6	<b>ITA</b> 33 MANCARELLA Federico	
7	<b>HUN</b> 40 ROZBORA Andras	
8	<b>GER</b> 20 KILIAN Ivo	

Progression System: **First four to Final**



## Results Resultados

Start Time: 10:36

Race 16


Paralympic Best Time: **AUS** McGRATH Curtis Rio de Janeiro (BRA) 2016 Paralympic Games **44.104**

Rank	Lane	NPC	Bib	Name	200m		
1	6	ITA	33	MANCARELLA Federico	47.408	(1)	F
					0.000		
2	5	SLO	42	FABCIC Dejan	48.633	(2)	F
					1.225		
3	7	HUN	40	ROZBORA Andras	49.647	(3)	F
					2.239		
4	8	GER	20	KILIAN Ivo	49.737	(4)	F
					2.329		
5	4	BRA	29	TOFALINI Igor Alex	49.870	(5)	X
					2.462		
6	3	ESP	35	REJA MUNOZ Javier	52.389	(6)	X
					4.981		

Progression System **First four to Final**

<b>Chief Official:</b>	ICF	LEHTINEN Risto	<b>Course Umpire:</b>	ICF	MARROIG TOLEDO Javier
<b>Chief Judge:</b>	ICF	WYNNE Catherine	<b>Course Umpire:</b>	ICF	RAMOS Fabao
<b>Starter:</b>	ICF	HUMME Hans Walter	<b>Boat Control:</b>	ICF	BANASIK-ZARANSKA Roza

### Weather Conditions

Air Temperature:	Water Temperature:	Humidity:	Wind:	
28.0°C	22.0°C	55%	3.0 m/s	

### Legend:

°C Degree Celsius      X Eliminated



## Start List

Lista de largada

Lane	Bib	Final Race 22 9:34
1		<b>HUN</b> 40 ROZBORA Andras
2		<b>ITA</b> 33 MANCARELLA Federico
3		<b>UKR</b> 38 SYNIUK Mykola
4		<b>AUT</b> 3 SWOBODA Markus
5		<b>AUS</b> 51 McGRATH Curtis
6		<b>GBR</b> 11 BEIGHTON Nick
7		<b>SLO</b> 42 FABCIC Dejan
8		<b>GER</b> 20 KILIAN Ivo



## Results Resultados

Start Time: 9:34

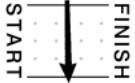
Race 22

Paralympic Best Time: **AUS** McGRATH Curtis Rio de Janeiro (BRA) 2016 Paralympic Games **44.104**

Rank	Lane	NPC	Bib	Name	200m	
1	5	AUS	51	McGRATH Curtis	42.190	(1) PB
					0.000	
2	4	AUT	3	SWOBODA Markus	43.726	(2)
					1.536	
3	6	GBR	11	BEIGHTON Nick	44.936	(3)
					2.746	
4	3	UKR	38	SYNIUK Mykola	45.349	(4)
					3.159	
5	2	ITA	33	MANCARELLA Federico	45.596	(5)
					3.406	
6	7	SLO	42	FABCIC Dejan	47.420	(6)
					5.230	
7	1	HUN	40	ROZBORA Andras	47.893	(7)
					5.703	
8	8	GER	20	KILIAN Ivo	48.622	(8)
					6.432	

Chief Official:	ICF	LEHTINEN Risto	Course Umpire:	ICF	MARROIG TOLEDO Javier
Chief Judge:	ICF	WYNNE Catherine	Course Umpire:	ICF	RAMOS Fabao
Starter:	ICF	HUMME Hans Walter	Boat Control:	ICF	BANASIK-ZARANSKA Roza

### Weather Conditions

Air Temperature:	Water Temperature:	Humidity:	Wind:	
23.0°C	20.0°C	79%	1.8 m/s	

### Legend:

°C Degree Celsius PB Paralympic Best





## Results Summary by Event

Resumo dos resultados por evento

Race	Date	Round	Rank								Progression System	
			1	2	3	4	5	6	7	8		
<b>Heats</b>												
7	14 SEP	1	<b>AUS</b>	<b>UKR</b>	<b>SLO</b>	<b>GER</b>	<b>ESP</b>					1-2nd to Final, Rest to Semi-Final
			44.104	47.307	48.131	50.222	52.325					
8	14 SEP	2	<b>AUT</b>	<b>GBR</b>	<b>ITA</b>	<b>HUN</b>	<b>BRA</b>					
			44.525	45.970	47.300	49.051	49.745					
<b>Semifinal</b>												
16	14 SEP		<b>ITA</b>	<b>SLO</b>	<b>HUN</b>	<b>GER</b>	<b>BRA</b>	<b>ESP</b>				First four to Final
			47.408	48.633	49.647	49.737	49.870	52.389				
<b>Final</b>												
22	15 SEP		<b>AUS</b>	<b>AUT</b>	<b>GBR</b>	<b>UKR</b>	<b>ITA</b>	<b>SLO</b>	<b>HUN</b>	<b>GER</b>		
			42.190	43.726	44.936	45.349	45.596	47.420	47.893	48.622		



---

**Entry List by Event**  
Lista de inscritos por evento  
As of MON 12 SEP 2016

**Bib AUS**

50 LITTLEHALES Dylan

**Bib BRA**

25 RIBEIRO de CARVALHO Caio

**Bib FRA**

48 FARINEAUX Martin

**Bib GBR**

10 OLIVER Rob

**Bib GER**

23 KIEREY Tom

**Bib IRL**

24 O'LEARY Patrick

**Bib NZL**

60 MARTLEW Scott

**Bib POL**

7 SURWILO Mateusz

**Bib ROU**

31 SERBAN Iulian

**Bib UKR**

36 YEMELIANOV Serhii

**Note:**  
List of NPCs by alphabetical order.



## Start List

Lista de largada

Lane	Bib	Heat 1 Race 11 9:50	Bib	Heat 2 Race 12 9:55
1				
2				
3				
4		<b>POL</b> 7 SURWILO Mateusz		<b>NZL</b> 60 MARTLEW Scott
5		<b>ROU</b> 31 SERBAN Iulian		<b>BRA</b> 25 RIBEIRO de CARVALHO Caio
6		<b>GER</b> 23 KIEREY Tom		<b>UKR</b> 36 YEMELIANOV Serhii
7		<b>GBR</b> 10 OLIVER Rob		<b>FRA</b> 48 FARINEAUX Martin
8		<b>AUS</b> 50 LITTLEHALES Dylan		<b>IRL</b> 24 O'LEARY Patrick

Progression System: 1-2nd to Final, Rest to Semi-Final



## Results Resultados

Start Time: 9:50

Race 11


Paralympic Best Time: **AFG** 2001

Rank	Lane	NPC	Bib	Name	200m			
1	6	GER	23	KIEREY Tom	42.345	(1)	F	PB
					0.000			
2	5	ROU	31	SERBAN Iulian	43.223	(2)	F	
					0.878			
3	7	GBR	10	OLIVER Rob	44.368	(3)	SF	
					2.023			
4	8	AUS	50	LITTLEHALES Dylan	46.305	(4)	SF	
					3.960			
5	4	POL	7	SURWILO Mateusz	50.339	(5)	SF	
					7.994			

Progression System **1-2nd to Final, Rest to Semi-Final**

<b>Chief Official:</b>	ICF	LEHTINEN Risto	<b>Course Umpire:</b>	ICF	KONSTANTINIDIS Ilias
<b>Chief Judge:</b>	ICF	WYNNE Catherine	<b>Course Umpire:</b>	ICF	NAUGHTON Connie
<b>Starter:</b>	ICF	HUMME Hans Walter	<b>Boat Control:</b>	ICF	BANASIK-ZARANSKA Roza

### Weather Conditions

Air Temperature:	Water Temperature:	Humidity:	Wind:	
28.0°C	22.0°C	55%	3.0 m/s	

<b>Legend:</b>	°C Degree Celsius	<b>PB</b> Paralympic Best	<b>SF</b> Qualified for Semifinals
----------------	-------------------	---------------------------	------------------------------------



## Results Resultados

Start Time: 9:55

Race 12


Paralympic Best Time: **GER** KIEREY Tom Rio de Janeiro (BRA) 2016 Paralympic Games **42.345**

Rank	Lane	NPC	Bib	Name	200m		
1	5	BRA	25	RIBEIRO de CARVALHO Caio	43.033	(1)	F
					0.000		
2	6	UKR	36	YEMELIANOV Serhii	45.239	(2)	F
					2.206		
3	8	IRL	24	O'LEARY Patrick	45.977	(3)	SF
					2.944		
4	4	NZL	60	MARTLEW Scott	46.024	(4)	SF
					2.991		
5	7	FRA	48	FARINEAUX Martin	46.577	(5)	SF
					3.544		

Progression System **1-2nd to Final, Rest to Semi-Final**

<b>Chief Official:</b>	ICF	LEHTINEN Risto	<b>Course Umpire:</b>	ICF	MARROIG TOLEDO Javier
<b>Chief Judge:</b>	ICF	WYNNE Catherine	<b>Course Umpire:</b>	ICF	RAMOS Fabao
<b>Starter:</b>	ICF	HUMME Hans Walter	<b>Boat Control:</b>	ICF	BANASIK-ZARANSKA Roza

### Weather Conditions

Air Temperature:	Water Temperature:	Humidity:	Wind:	
28.0°C	22.0°C	55%	3.0 m/s	

**Legend:**  
°C Degree Celsius **SF** Qualified for Semifinals



**Start List**  
Lista de largada

Lane	Bib	Semifinal Race 18 10:50
1		
2		
3	<b>FRA</b> 48 FARINEAUX Martin	
4	<b>NZL</b> 60 MARTLEW Scott	
5	<b>GBR</b> 10 OLIVER Rob	
6	<b>IRL</b> 24 O'LEARY Patrick	
7	<b>AUS</b> 50 LITTLEHALES Dylan	
8	<b>POL</b> 7 SURWILO Mateusz	

Progression System: **First four to Final**



## Results Resultados

Start Time: 10:50

Race 18


Paralympic Best Time: **GER** KIEREY Tom Rio de Janeiro (BRA) 2016 Paralympic Games **42.345**

Rank	Lane	NPC	Bib	Name	200m		
1	5	GBR	10	OLIVER Rob	42.852	(1)	F
					0.000		
2	3	FRA	48	FARINEAUX Martin	43.572	(2)	F
					0.720		
3	6	IRL	24	O'LEARY Patrick	44.135	(3)	F
					1.283		
4	4	NZL	60	MARTLEW Scott	44.284	(4)	F
					1.432		
5	8	POL	7	SURWILO Mateusz	45.189	(5)	X
					2.337		
6	7	AUS	50	LITTLEHALES Dylan	45.258	(6)	X
					2.406		

Progression System **First four to Final**

<b>Chief Official:</b>	ICF	LEHTINEN Risto	<b>Course Umpire:</b>	ICF	MARROIG TOLEDO Javier
<b>Chief Judge:</b>	ICF	WYNNE Catherine	<b>Course Umpire:</b>	ICF	RAMOS Fabao
<b>Starter:</b>	ICF	HUMME Hans Walter	<b>Boat Control:</b>	ICF	BANASIK-ZARANSKA Roza

### Weather Conditions

Air Temperature:	Water Temperature:	Humidity:	Wind:	
28.0°C	22.0°C	55%	3.0 m/s	

### Legend:

°C Degree Celsius      X Eliminated



## Start List

Lista de largada

Lane	Bib	Final Race 24 10:10
1		<b>NZL</b> 60 MARTLEW Scott
2		<b>FRA</b> 48 FARINEAUX Martin
3		<b>UKR</b> 36 YEMELIANOV Serhii
4		<b>GER</b> 23 KIEREY Tom
5		<b>BRA</b> 25 RIBEIRO de CARVALHO Caio
6		<b>ROU</b> 31 SERBAN Iulian
7		<b>GBR</b> 10 OLIVER Rob
8		<b>IRL</b> 24 O'LEARY Patrick





## Results Resultados

Start Time: 10:10

Race 24

Paralympic Best Time: **GER** KIEREY Tom Rio de Janeiro (BRA) 2016 Paralympic Games **42.345**

Rank	Lane	NPC	Bib	Name	200m		
1	3	UKR	36	YEMELIANOV Serhii	39.810	(1)	PB
					0.000		
2	4	GER	23	KIEREY Tom	39.909	(2)	
					0.099		
3	5	BRA	25	RIBEIRO de CARVALHO Caio	40.199	(3)	
					0.389		
4	6	ROU	31	SERBAN Iulian	41.200	(4)	
					1.390		
5	7	GBR	10	OLIVER Rob	42.410	(5)	
					2.600		
6	8	IRL	24	O'LEARY Patrick	42.783	(6)	
					2.973		
7	2	FRA	48	FARINEAUX Martin	43.750	(7)	
					3.940		
8	1	NZL	60	MARTLEW Scott	43.921	(8)	
					4.111		

<b>Chief Official:</b>	ICF	LEHTINEN Risto	<b>Course Umpire:</b>	ICF	MARROIG TOLEDO Javier
<b>Chief Judge:</b>	ICF	WYNNE Catherine	<b>Course Umpire:</b>	ICF	RAMOS Fabao
<b>Starter:</b>	ICF	HUMME Hans Walter	<b>Boat Control:</b>	ICF	BANASIK-ZARANSKA Roza

### Weather Conditions

Air Temperature:	Water Temperature:	Humidity:	Wind:	
23.0°C	20.0°C	79%	1.8 m/s	START ↓ FINISH

<b>Legend:</b>	°C Degree Celsius	<b>PB</b> Paralympic Best
----------------	-------------------	---------------------------



## Results Summary by Event

Resumo dos resultados por evento

Race	Date	Round	Rank								Progression System
			1	2	3	4	5	6	7	8	
<b>Heats</b>											
11	14 SEP	1	<b>GER</b>	<b>ROU</b>	<b>GBR</b>	<b>AUS</b>	<b>POL</b>				1-2nd to Final, Rest to Semi-Final
			42.345	43.223	44.368	46.305	50.339				
12	14 SEP	2	<b>BRA</b>	<b>UKR</b>	<b>IRL</b>	<b>NZL</b>	<b>FRA</b>				
			43.033	45.239	45.977	46.024	46.577				
<b>Semifinal</b>											
18	14 SEP		<b>GBR</b>	<b>FRA</b>	<b>IRL</b>	<b>NZL</b>	<b>POL</b>	<b>AUS</b>			First four to Final
			42.852	43.572	44.135	44.284	45.189	45.258			
<b>Final</b>											
24	15 SEP		<b>UKR</b>	<b>GER</b>	<b>BRA</b>	<b>ROU</b>	<b>GBR</b>	<b>IRL</b>	<b>FRA</b>	<b>NZL</b>	
			39.810	39.909	40.199	41.200	42.410	42.783	43.750	43.921	



---

**Entry List by Event**  
Lista de inscritos por evento  
As of MON 12 SEP 2016

**Bib AUS**

52 NEUMULLER Jocelyn

**Bib CHI**

56 WOLLERMANN Katherinne

**Bib FRA**

46 LACHEUX Agnes

**Bib GBR**

15 CHIPPINGTON Jeanette

**Bib GER**

22 MULLER Edina

**Bib GRE**

59 PRELORENTZOU Eleni

**Bib HUN**

39 VACZI Anita

**Bib JPN**

49 SERUYU Monika

**Bib POL**

6 KUBAS Kamila

**Bib USA**

18 YOSHIDA Ann

**Note:**  
List of NPCs by alphabetical order.



**Start List**  
Lista de largada

Lane	Bib	Heat 1 Race 1 9:00	Bib	Heat 2 Race 2 9:05
1				
2				
3				
4		<b>JPN</b> 49 SERYU Monika		<b>HUN</b> 39 VACZI Anita
5		<b>AUS</b> 52 NEUMULLER Jocelyn		<b>FRA</b> 46 LACHEUX Agnes
6		<b>GER</b> 22 MULLER Edina		<b>GBR</b> 15 CHIPPINGTON Jeanette
7		<b>CHI</b> 56 WOLLERMANN Katherinne		<b>POL</b> 6 KUBAS Kamila
8		<b>USA</b> 18 YOSHIDA Ann		<b>GRE</b> 59 PRELORENTZOU Eleni

Progression System: 1-2nd to Final, Rest to Semi-Final



## Results Resultados

Start Time: 9:00

Race 1

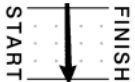
Paralympic Best Time: **AFG** 2001

Rank	Lane	NPC	Bib	Name	200m			
1	6	GER	22	MULLER Edina	58.662	(1)	F	PB
					0.000			
2	7	CHI	56	WOLLERMANN Katherinne	1:01.740	(2)	F	
					3.078			
3	5	AUS	52	NEUMULLER Jocelyn	1:03.658	(3)	SF	
					4.996			
4	4	JPN	49	SERYU Monika	1:10.129	(4)	SF	
					11.467			
5	8	USA	18	YOSHIDA Ann	1:17.747	(5)	SF	
					19.085			

Progression System **1-2nd to Final, Rest to Semi-Final**

<b>Chief Official:</b>	ICF	LEHTINEN Risto	<b>Course Umpire:</b>	ICF	KONSTANTINIDIS Ilias
<b>Chief Judge:</b>	ICF	WYNNE Catherine	<b>Course Umpire:</b>	ICF	NAUGHTON Connie
<b>Starter:</b>	ICF	ABINAYEV Shyngys	<b>Boat Control:</b>	ICF	BANASIK-ZARANSKA Roza

### Weather Conditions

Air Temperature:	Water Temperature:	Humidity:	Wind:	
28.0°C	22.0°C	55%	3.0 m/s	

**Legend:**  
°C Degree Celsius      **PB** Paralympic Best      **SF** Qualified for Semifinals



## Results Resultados

Start Time: 9:05

Race 2

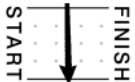
Paralympic Best Time: **GER** MULLER Edina Rio de Janeiro (BRA) 2016 Paralympic Games **58.662**

Rank	Lane	NPC	Bib	Name	200m		
1	6	GBR	15	CHIPPINGTON Jeanette	58.676	(1)	F
					0.000		
2	7	POL	6	KUBAS Kamila	1:01.387	(2)	F
					2.711		
3	4	HUN	39	VACZI Anita	1:05.708	(3)	SF
					7.032		
4	5	FRA	46	LACHEUX Agnes	1:06.323	(4)	SF
					7.647		
5	8	GRE	59	PRELORENTZOU Eleni	1:53.367	(5)	SF
					54.691		

Progression System **1-2nd to Final, Rest to Semi-Final**

<b>Chief Official:</b>	ICF	LEHTINEN Risto	<b>Course Umpire:</b>	ICF	MARROIG TOLEDO Javier
<b>Chief Judge:</b>	ICF	WYNNE Catherine	<b>Course Umpire:</b>	ICF	RAMOS Fabao
<b>Starter:</b>	ICF	ABINAYEV Shyngys	<b>Boat Control:</b>	ICF	BANASIK-ZARANSKA Roza

### Weather Conditions

Air Temperature:	Water Temperature:	Humidity:	Wind:	
28.0°C	22.0°C	55%	3.0 m/s	

**Legend:**  
°C Degree Celsius **SF** Qualified for Semifinals



**Start List**  
Lista de largada

Lane	Bib	Semifinal Race 13 10:15
1		
2		
3	<b>USA</b> 18 YOSHIDA Ann	
4	<b>FRA</b> 46 LACHEUX Agnes	
5	<b>AUS</b> 52 NEUMULLER Jocelyn	
6	<b>HUN</b> 39 VACZI Anita	
7	<b>JPN</b> 49 SERUYU Monika	
8	<b>GRE</b> 59 PRELORENTZOU Eleni	

Progression System: **First four to Final**



## Results Resultados

Start Time: 10:15

Race 13

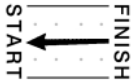
Paralympic Best Time: **GER** MULLER Edina Rio de Janeiro (BRA) 2016 Paralympic Games **58.662**

Rank	Lane	NPC	Bib	Name	200m		
1	6	HUN	39	VACZI Anita	1:03.237	(1)	F
					0.000		
2	5	AUS	52	NEUMULLER Jocelyn	1:03.666	(2)	F
					0.429		
3	4	FRA	46	LACHEUX Agnes	1:04.598	(3)	F
					1.361		
4	7	JPN	49	SERYU Monika	1:09.073	(4)	F
					5.836		
5	8	GRE	59	PRELORENTZOU Eleni	1:44.092	(5)	X
					40.855		
	3	USA	18	YOSHIDA Ann			DNF

Progression System **First four to Final**

<b>Chief Official:</b>	ICF	LEHTINEN Risto	<b>Course Umpire:</b>	ICF	KONSTANTINIDIS Ilias
<b>Chief Judge:</b>	ICF	WYNNE Catherine	<b>Course Umpire:</b>	ICF	NAUGHTON Connie
<b>Starter:</b>	ICF	ABINAYEV Shyngys	<b>Boat Control:</b>	ICF	BANASIK-ZARANSKA Roza

### Weather Conditions

Air Temperature:	Water Temperature:	Humidity:	Wind:	
28.0°C	22.0°C	55%	3.0 m/s	

### Legend:

°C Degree Celsius      **DNF** Did not finish      **X** Eliminated





## Start List

Lista de largada

Lane	Bib	Final Race 19 9:00
1		<b>JPN</b> 49 SERYU Monika
2		<b>AUS</b> 52 NEUMULLER Jocelyn
3		<b>POL</b> 6 KUBAS Kamila
4		<b>GER</b> 22 MULLER Edina
5		<b>GBR</b> 15 CHIPPINGTON Jeanette
6		<b>CHI</b> 56 WOLLERMANN Katherinne
7		<b>HUN</b> 39 VACZI Anita
8		<b>FRA</b> 46 LACHEUX Agnes



## Results Resultados

Start Time: 9:01

Race 19

Paralympic Best Time: **GER** MULLER Edina Rio de Janeiro (BRA) 2016 Paralympic Games **58.662**

Rank	Lane	NPC	Bib	Name	200m	
1	5	GBR	15	CHIPPINGTON Jeanette	58.760	(1)
					0.000	
2	4	GER	22	MULLER Edina	58.874	(2)
					0.114	
3	3	POL	6	KUBAS Kamila	1:00.232	(3)
					1.472	
4	6	CHI	56	WOLLERMANN Katherinne	1:00.744	(4)
					1.984	
5	2	AUS	52	NEUMULLER Jocelyn	1:03.361	(5)
					4.601	
6	7	HUN	39	VACZI Anita	1:03.688	(6)
					4.928	
7	8	FRA	46	LACHEUX Agnes	1:03.961	(7)
					5.201	
8	1	JPN	49	SERYU Monika	1:09.193	(8)
					10.433	

<b>Chief Official:</b>	ICF	LEHTINEN Risto	<b>Course Umpire:</b>	ICF	KONSTANTINIDIS Ilias
<b>Chief Judge:</b>	ICF	WYNNE Catherine	<b>Course Umpire:</b>	ICF	NAUGHTON Connie
<b>Starter:</b>	ICF	ABINAYEV Shyngys	<b>Boat Control:</b>	ICF	BANASIK-ZARANSKA Roza



## Results Summary by Event

Resumo dos resultados por evento

Race	Date	Round	Rank								Progression System
			1	2	3	4	5	6	7	8	
<b>Heats</b>											
1	14 SEP	1	<b>GER</b>	<b>CHI</b>	<b>AUS</b>	<b>JPN</b>	<b>USA</b>				1-2nd to Final, Rest to Semi-Final
			58.662	1:01.740	1:03.658	1:10.129	1:17.747				
2	14 SEP	2	<b>GBR</b>	<b>POL</b>	<b>HUN</b>	<b>FRA</b>	<b>GRE</b>				
			58.676	1:01.387	1:05.708	1:06.323	1:53.367				
<b>Semifinal</b>											
13	14 SEP		<b>HUN</b>	<b>AUS</b>	<b>FRA</b>	<b>JPN</b>	<b>GRE</b>	<b>USA</b>			First four to Final
			1:03.237	1:03.666	1:04.598	1:09.073	1:44.092	DNF			
<b>Final</b>											
19	15 SEP		<b>GBR</b>	<b>GER</b>	<b>POL</b>	<b>CHI</b>	<b>AUS</b>	<b>HUN</b>	<b>FRA</b>	<b>JPN</b>	
			58.760	58.874	1:00.232	1:00.744	1:03.361	1:03.688	1:03.961	1:09.193	

Legend:  
DNF Did not finish



---

**Entry List by Event**  
Lista de inscritos por evento  
As of MON 12 SEP 2016

**Bib AUS**  
54 SEIPEL Susan

**Bib BRA**  
28 RIBEIRO BENEVIDES Debora Raiza

**Bib CAN**  
57 GAUTHIER Christine

**Bib CHN**  
5 WANG Danqin

**Bib GBR**  
14 WIGGS Emma

**Bib GER**  
21 MOLKENTHIN Anke

**Bib HUN**  
43 VARGA Katalin

**Bib ISR**  
19 BERCOVITCH Pascale

**Bib UKR**  
37 LAGUTENKO Nataliia

**Bib USA**  
17 NICHOLS Alana

**Note:**  
List of NPCs by alphabetical order.



## Start List

Lista de largada

Lane	Bib	Heat 1 Race 5 9:20	Bib	Heat 2 Race 6 9:25
1				
2				
3				
4		<b>GER</b> 21 MOLKENTHIN Anke		<b>BRA</b> 28 RIBEIRO BENEVIDES Debora Raiza
5		<b>USA</b> 17 NICHOLS Alana		<b>UKR</b> 37 LAGUTENKO Nataliia
6		<b>GBR</b> 14 WIGGS Emma		<b>AUS</b> 54 SEIPEL Susan
7		<b>CHN</b> 5 WANG Danqin		<b>CAN</b> 57 GAUTHIER Christine
8		<b>ISR</b> 19 BERCOVITCH Pascale		<b>HUN</b> 43 VARGA Katalin

Progression System: 1-2nd to Final, Rest to Semi-Final



## Results Resultados

Start Time: 9:20

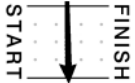
Race 5

Rank	Lane	NPC	Bib	Name	200m			
1	6	GBR	14	WIGGS Emma	54.519	(1)	F	PB
					0.000			
2	7	CHN	5	WANG Danqin	59.987	(2)	F	
					5.468			
3	8	ISR	19	BERCOVITCH Pascale	1:01.713	(3)	SF	
					7.194			
4	5	USA	17	NICHOLS Alana	1:03.861	(4)	SF	
					9.342			
5	4	GER	21	MOLKENTHIN Anke	1:05.721	(5)	SF	
					11.202			

Progression System 1-2nd to Final, Rest to Semi-Final

<b>Chief Official:</b>	ICF	LEHTINEN Risto	<b>Course Umpire:</b>	ICF	KONSTANTINIDIS Ilias
<b>Chief Judge:</b>	ICF	WYNNE Catherine	<b>Course Umpire:</b>	ICF	NAUGHTON Connie
<b>Starter:</b>	ICF	ABINAYEV Shyngys	<b>Boat Control:</b>	ICF	BANASIK-ZARANSKA Roza

### Weather Conditions

Air Temperature:	Water Temperature:	Humidity:	Wind:	
28.0°C	22.0°C	55%	3.0 m/s	

### Legend:

°C Degree Celsius      PB Paralympic Best      SF Qualified for Semifinals



## Results Resultados

Start Time: 9:25

Race 6

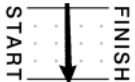
Paralympic Best Time: **GBR** WIGGS Emma Rio de Janeiro (BRA) 2016 Paralympic Games **54.519**

Rank	Lane	NPC	Bib	Name	200m		
1	5	UKR	37	LAGUTENKO Nataliia	57.145	(1)	F
					0.000		
2	6	AUS	54	SEIPEL Susan	58.314	(2)	F
					1.169		
3	7	CAN	57	GAUTHIER Christine	59.077	(3)	SF
					1.932		
4	8	HUN	43	VARGA Katalin	1:00.024	(4)	SF
					2.879		
5	4	BRA	28	RIBEIRO BENEVIDES Debora Raiza	1:03.347	(5)	SF
					6.202		

Progression System **1-2nd to Final, Rest to Semi-Final**

<b>Chief Official:</b>	ICF	LEHTINEN Risto	<b>Course Umpire:</b>	ICF	MARROIG TOLEDO Javier
<b>Chief Judge:</b>	ICF	WYNNE Catherine	<b>Course Umpire:</b>	ICF	RAMOS Fabao
<b>Starter:</b>	ICF	ABINAYEV Shyngys	<b>Boat Control:</b>	ICF	BANASIK-ZARANSKA Roza

### Weather Conditions

Air Temperature:	Water Temperature:	Humidity:	Wind:	
28.0°C	22.0°C	55%	3.0 m/s	

**Legend:**  
°C Degree Celsius **SF** Qualified for Semifinals



**Start List**  
Lista de largada

Lane	Bib	Semifinal Race 15 10:29
1		
2		
3	<b>USA</b> 17 NICHOLS Alana	
4	<b>ISR</b> 19 BERCOVITCH Pascale	
5	<b>CAN</b> 57 GAUTHIER Christine	
6	<b>HUN</b> 43 VARGA Katalin	
7	<b>BRA</b> 28 RIBEIRO BENEVIDES Debora Raiza	
8	<b>GER</b> 21 MOLKENTHIN Anke	

Progression System: **First four to Final**





## Results Resultados

Start Time: 10:29

Race 15


Paralympic Best Time: **GBR** WIGGS Emma Rio de Janeiro (BRA) 2016 Paralympic Games **54.519**

Rank	Lane	NPC	Bib	Name	200m		
1	5	CAN	57	GAUTHIER Christine	59.482	(1)	F
					0.000		
2	6	HUN	43	VARGA Katalin	1:00.280	(2)	F
					0.798		
3	4	ISR	19	BERCOVITCH Pascale	1:02.251	(3)	F
					2.769		
4	3	USA	17	NICHOLS Alana	1:02.275	(4)	F
					2.793		
5	7	BRA	28	RIBEIRO BENEVIDES Debora Raiza	1:04.697	(5)	X
					5.215		
6	8	GER	21	MOLKENTHIN Anke	1:05.382	(6)	X
					5.900		

Progression System **First four to Final**

<b>Chief Official:</b>	ICF	LEHTINEN Risto	<b>Course Umpire:</b>	ICF	KONSTANTINIDIS Ilias
<b>Chief Judge:</b>	ICF	WYNNE Catherine	<b>Course Umpire:</b>	ICF	NAUGHTON Connie
<b>Starter:</b>	ICF	ABINAYEV Shyngys	<b>Boat Control:</b>	ICF	BANASIK-ZARANSKA Roza

### Weather Conditions

Air Temperature:	Water Temperature:	Humidity:	Wind:	
28.0°C	22.0°C	55%	3.0 m/s	

### Legend:

°C Degree Celsius      X Eliminated



## Start List

Lista de largada

Lane	Bib	Final Race 21 9:16
1		<b>USA</b> 17 NICHOLS Alana
2		<b>HUN</b> 43 VARGA Katalin
3		<b>AUS</b> 54 SEIPEL Susan
4		<b>GBR</b> 14 WIGGS Emma
5		<b>UKR</b> 37 LAGUTENKO Nataliia
6		<b>CHN</b> 5 WANG Danqin
7		<b>CAN</b> 57 GAUTHIER Christine
8		<b>ISR</b> 19 BERCOVITCH Pascale



## Results Resultados

Start Time: 9:17

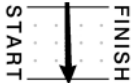
Race 21

Paralympic Best Time: **GBR** WIGGS Emma Rio de Janeiro (BRA) 2016 Paralympic Games **54.519**

Rank	Lane	NPC	Bib	Name	200m		
1	4	GBR	14	WIGGS Emma	53.288	(1)	PB
					0.000		
2	5	UKR	37	LAGUTENKO Nataliia	55.599	(2)	
					2.311		
3	3	AUS	54	SEIPEL Susan	56.796	(3)	
					3.508		
4	7	CAN	57	GAUTHIER Christine	58.109	(4)	
					4.821		
5	2	HUN	43	VARGA Katalin	59.226	(5)	
					5.938		
6	6	CHN	5	WANG Danqin	59.587	(6)	
					6.299		
7	1	USA	17	NICHOLS Alana	1:00.315	(7)	
					7.027		
8	8	ISR	19	BERCOVITCH Pascale	1:01.131	(8)	
					7.843		

<b>Chief Official:</b>	ICF	LEHTINEN Risto	<b>Course Umpire:</b>	ICF	KONSTANTINIDIS Ilias
<b>Chief Judge:</b>	ICF	WYNNE Catherine	<b>Course Umpire:</b>	ICF	NAUGHTON Connie
<b>Starter:</b>	ICF	ABINAYEV Shyngys	<b>Boat Control:</b>	ICF	BANASIK-ZARANSKA Roza

### Weather Conditions

Air Temperature:	Water Temperature:	Humidity:	Wind:	
23.0°C	20.0°C	79%	1.8 m/s	

### Legend:

°C Degree Celsius **PB** Paralympic Best



## Results Summary by Event

Resumo dos resultados por evento

Race	Date	Round	Rank								Progression System
			1	2	3	4	5	6	7	8	
<b>Heats</b>											
5	14 SEP	1	<b>GBR</b>	<b>CHN</b>	<b>ISR</b>	<b>USA</b>	<b>GER</b>				1-2nd to Final, Rest to Semi-Final
			54.519	59.987	1:01.713	1:03.861	1:05.721				
6	14 SEP	2	<b>UKR</b>	<b>AUS</b>	<b>CAN</b>	<b>HUN</b>	<b>BRA</b>				
			57.145	58.314	59.077	1:00.024	1:03.347				
<b>Semifinal</b>											
15	14 SEP		<b>CAN</b>	<b>HUN</b>	<b>ISR</b>	<b>USA</b>	<b>BRA</b>	<b>GER</b>			First four to Final
			59.482	1:00.280	1:02.251	1:02.275	1:04.697	1:05.382			
<b>Final</b>											
21	15 SEP		<b>GBR</b>	<b>UKR</b>	<b>AUS</b>	<b>CAN</b>	<b>HUN</b>	<b>CHN</b>	<b>USA</b>	<b>ISR</b>	
			53.288	55.599	56.796	58.109	59.226	59.587	1:00.315	1:01.131	



---

**Entry List by Event**  
Lista de inscritos por evento  
As of MON 12 SEP 2016

**Bib AUS**

53 REYNOLDS Amanda

**Bib BRA**

27 SANTILLI Mari Christina

**Bib CAN**

58 SCARFF Erica

**Bib FRA**

45 MOREAU Cindy

**Bib GBR**

13 DICKINS Anne

**Bib IRI**

44 BEHROUZIRAD Shahla

**Bib ITA**

32 PLEBANI Veronica Yoko

**Bib ROU**

30 LULEA Mihaela

**Bib SWE**

9 RIPA Helene

**Bib USA**

16 ALLEN Kelly

**Note:**  
List of NPCs by alphabetical order.



## Start List

Lista de largada

Lane	Bib	Heat 1 Race 9 9:40	Bib	Heat 2 Race 10 9:45
1				
2				
3				
4		<b>USA</b> 16 ALLEN Kelly		<b>BRA</b> 27 SANTILLI Mari Christina
5		<b>IRI</b> 44 BEHROUZIRAD Shahla		<b>CAN</b> 58 SCARFF Erica
6		<b>GBR</b> 13 DICKINS Anne		<b>AUS</b> 53 REYNOLDS Amanda
7		<b>ITA</b> 32 PLEBANI Veronica Yoko		<b>ROU</b> 30 LULEA Mihaela
8		<b>SWE</b> 9 RIPA Helene		<b>FRA</b> 45 MOREAU Cindy

Progression System: 1-2nd to Final, Rest to Semi-Final



## Results Resultados

Start Time: 9:40


Race 9

Rank	Lane	NPC	Bib	Name	200m			
1	6	GBR	13	DICKINS Anne	53.591	(1)	F	PB
					0.000			
2	7	ITA	32	PLEBANI Veronica Yoko	55.466	(2)	F	
					1.875			
3	8	SWE	9	RIPA Helene	56.825	(3)	SF	
					3.234			
4	4	USA	16	ALLEN Kelly	58.327	(4)	SF	
					4.736			
5	5	IRI	44	BEHROUZIRAD Shahla	58.900	(5)	SF	
					5.309			

Progression System 1-2nd to Final, Rest to Semi-Final

<b>Chief Official:</b>	ICF	LEHTINEN Risto	<b>Course Umpire:</b>	ICF	KONSTANTINIDIS Ilias
<b>Chief Judge:</b>	ICF	WYNNE Catherine	<b>Course Umpire:</b>	ICF	NAUGHTON Connie
<b>Starter:</b>	ICF	ABINAYEV Shyngys	<b>Boat Control:</b>	ICF	BANASIK-ZARANSKA Roza

### Weather Conditions

Air Temperature:	Water Temperature:	Humidity:	Wind:	
28.0°C	22.0°C	55%	3.0 m/s	

### Legend:

°C Degree Celsius      PB Paralympic Best      SF Qualified for Semifinals



## Results Resultados

Start Time: 9:46

Race 10

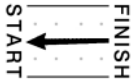
Paralympic Best Time: **GBR** DICKINS Anne Rio de Janeiro (BRA) 2016 Paralympic Games **53.591**

Rank	Lane	NPC	Bib	Name	200m			
1	6	AUS	53	REYNOLDS Amanda	53.412	(1)	F	PB
					0.000			
2	8	FRA	45	MOREAU Cindy	53.731	(2)	F	
					0.319			
3	5	CAN	58	SCARFF Erica	54.904	(3)	SF	
					1.492			
4	7	ROU	30	LULEA Mihaela	55.479	(4)	SF	
					2.067			
5	4	BRA	27	SANTILLI Mari Christina	57.312	(5)	SF	
					3.900			

Progression System **1-2nd to Final, Rest to Semi-Final**

<b>Chief Official:</b>	ICF	LEHTINEN Risto	<b>Course Umpire:</b>	ICF	MARROIG TOLEDO Javier
<b>Chief Judge:</b>	ICF	WYNNE Catherine	<b>Course Umpire:</b>	ICF	RAMOS Fabao
<b>Starter:</b>	ICF	ABINAYEV Shyngys	<b>Boat Control:</b>	ICF	BANASIK-ZARANSKA Roza

### Weather Conditions

Air Temperature:	Water Temperature:	Humidity:	Wind:	
28.0°C	22.0°C	55%	3.0 m/s	

### Legend:

°C Degree Celsius **PB** Paralympic Best **SF** Qualified for Semifinals





## Start List

Lista de largada

Lane	Bib	Semifinal Race 17 10:43
1		
2		
3	<b>IRI</b> 44 BEHROUZIRAD Shahla	
4	<b>BRA</b> 27 SANTILLI Mari Christina	
5	<b>ROU</b> 30 LULEA Mihaela	
6	<b>CAN</b> 58 SCARFF Erica	
7	<b>SWE</b> 9 RIPA Helene	
8	<b>USA</b> 16 ALLEN Kelly	

Progression System: **First four to Final**



## Results Resultados

Start Time: 10:43

Race 17

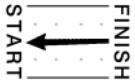
Paralympic Best Time: **AUS** REYNOLDS Amanda Rio de Janeiro (BRA) 2016 Paralympic Games **53.412**

Rank	Lane	NPC	Bib	Name	200m		
1	5	ROU	30	LULEA Mihaela	54.665	(1)	F
					0.000		
2	7	SWE	9	RIPA Helene	54.735	(2)	F
					0.070		
3	6	CAN	58	SCARFF Erica	55.525	(3)	F
					0.860		
4	8	USA	16	ALLEN Kelly	56.347	(4)	F
					1.682		
5	3	IRI	44	BEHROUZIRAD Shahla	56.580	(5)	X
					1.915		
6	4	BRA	27	SANTILLI Mari Christina	57.357	(6)	X
					2.692		

Progression System **First four to Final**

<b>Chief Official:</b>	ICF	LEHTINEN Risto	<b>Course Umpire:</b>	ICF	KONSTANTINIDIS Ilias
<b>Chief Judge:</b>	ICF	WYNNE Catherine	<b>Course Umpire:</b>	ICF	NAUGHTON Connie
<b>Starter:</b>	ICF	ABINAYEV Shyngys	<b>Boat Control:</b>	ICF	BANASIK-ZARANSKA Roza

### Weather Conditions

Air Temperature:	Water Temperature:	Humidity:	Wind:	
28.0°C	22.0°C	55%	3.0 m/s	

### Legend:

°C Degree Celsius      X Eliminated



## Start List

Lista de largada

Lane	Bib	Final Race 23 9:52
1		<b>CAN</b> 58 SCARFF Erica
2		<b>ROU</b> 30 LULEA Mihaela
3		<b>ITA</b> 32 PLEBANI Veronica Yoko
4		<b>AUS</b> 53 REYNOLDS Amanda
5		<b>GBR</b> 13 DICKINS Anne
6		<b>FRA</b> 45 MOREAU Cindy
7		<b>SWE</b> 9 RIPA Helene
8		<b>USA</b> 16 ALLEN Kelly



## Results Resultados

Start Time: 9:52

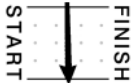
Race 23

Paralympic Best Time: **AUS** REYNOLDS Amanda Rio de Janeiro (BRA) 2016 Paralympic Games **53.412**

Rank	Lane	NPC	Bib	Name	200m	
1	5	GBR	13	DICKINS Anne	51.348	(1) PB
					0.000	
2	4	AUS	53	REYNOLDS Amanda	51.378	(2)
					0.030	
3	6	FRA	45	MOREAU Cindy	52.103	(3)
					0.755	
4	2	ROU	30	LULEA Mihaela	52.273	(4)
					0.925	
5	7	SWE	9	RIPA Helene	52.492	(5)
					1.144	
6	3	ITA	32	PLEBANI Veronica Yoko	52.802	(6)
					1.454	
7	1	CAN	58	SCARFF Erica	53.916	(7)
					2.568	
8	8	USA	16	ALLEN Kelly	54.720	(8)
					3.372	

Chief Official:	ICF	LEHTINEN Risto	Course Umpire:	ICF	KONSTANTINIDIS Ilias
Chief Judge:	ICF	WYNNE Catherine	Course Umpire:	ICF	NAUGHTON Connie
Starter:	ICF	ABINAYEV Shyngys	Boat Control:	ICF	BANASIK-ZARANSKA Roza

### Weather Conditions

Air Temperature:	Water Temperature:	Humidity:	Wind:	
23.0°C	20.0°C	79%	1.8 m/s	

### Legend:

°C Degree Celsius      **PB** Paralympic Best



## Results Summary by Event

Resumo dos resultados por evento

Race	Date	Round	Rank								Progression System
			1	2	3	4	5	6	7	8	
<b>Heats</b>											
9	14 SEP	1	<b>GBR</b>	<b>ITA</b>	<b>SWE</b>	<b>USA</b>	<b>IRI</b>				1-2nd to Final, Rest to Semi-Final
			53.591	55.466	56.825	58.327	58.900				
10	14 SEP	2	<b>AUS</b>	<b>FRA</b>	<b>CAN</b>	<b>ROU</b>	<b>BRA</b>				
			53.412	53.731	54.904	55.479	57.312				
<b>Semifinal</b>											
17	14 SEP		<b>ROU</b>	<b>SWE</b>	<b>CAN</b>	<b>USA</b>	<b>IRI</b>	<b>BRA</b>			First four to Final
			54.665	54.735	55.525	56.347	56.580	57.357			
<b>Final</b>											
23	15 SEP		<b>GBR</b>	<b>AUS</b>	<b>FRA</b>	<b>ROU</b>	<b>SWE</b>	<b>ITA</b>	<b>CAN</b>	<b>USA</b>	
			51.348	51.378	52.103	52.273	52.492	52.802	53.916	54.720	

